

[54] **DISPENSER FOR AIR TREATING MATERIAL**

[75] Inventor: **Russell L. Dusek**, Armonk, N.Y.

[73] Assignee: **The Drackett Company**, Cincinnati, Ohio

[\*\*] Term: **14 Years**

[21] Appl. No.: **174,398**

[22] Filed: **Aug. 1, 1980**

[51] Int. Cl. .... **D23-04**

[52] U.S. Cl. .... **D23/150**

[58] Field of Search ..... **D23/150; 239/34-36, 239/54-60**

D. 246,318 11/1977 Layton et al. .... D23/150

D. 254,930 5/1980 Mandon ..... D23/150

2,657,090 10/1953 Meek ..... 239/59 X

3,976,246 8/1976 Hauri et al. .... 239/60 X

4,014,501 3/1977 Buckenmayer ..... 239/58

4,247,042 1/1981 Schimanski et al. .... 239/59 X

*Primary Examiner*—James R. Lergen  
*Attorney, Agent, or Firm*—Sharon A. Blinkoff; George A. Mentis

[57] **CLAIM**

The ornamental design for a dispenser for air treating material, as shown and described.

**DESCRIPTION**

FIG. 1 is a perspective view of a dispenser for air treating material showing my new design;

FIG. 2 is a top plan view thereof;

FIG. 3 is an elevational view taken from one side thereof, the opposite side being the same as the side shown;

FIG. 4 is an elevational view taken from one end thereof, the opposite end being the same as the end shown; and

FIG. 5 is a bottom plan view thereof.

[56] **References Cited**  
**U.S. PATENT DOCUMENTS**

D. 234,606 3/1975 Gamble ..... D23/150

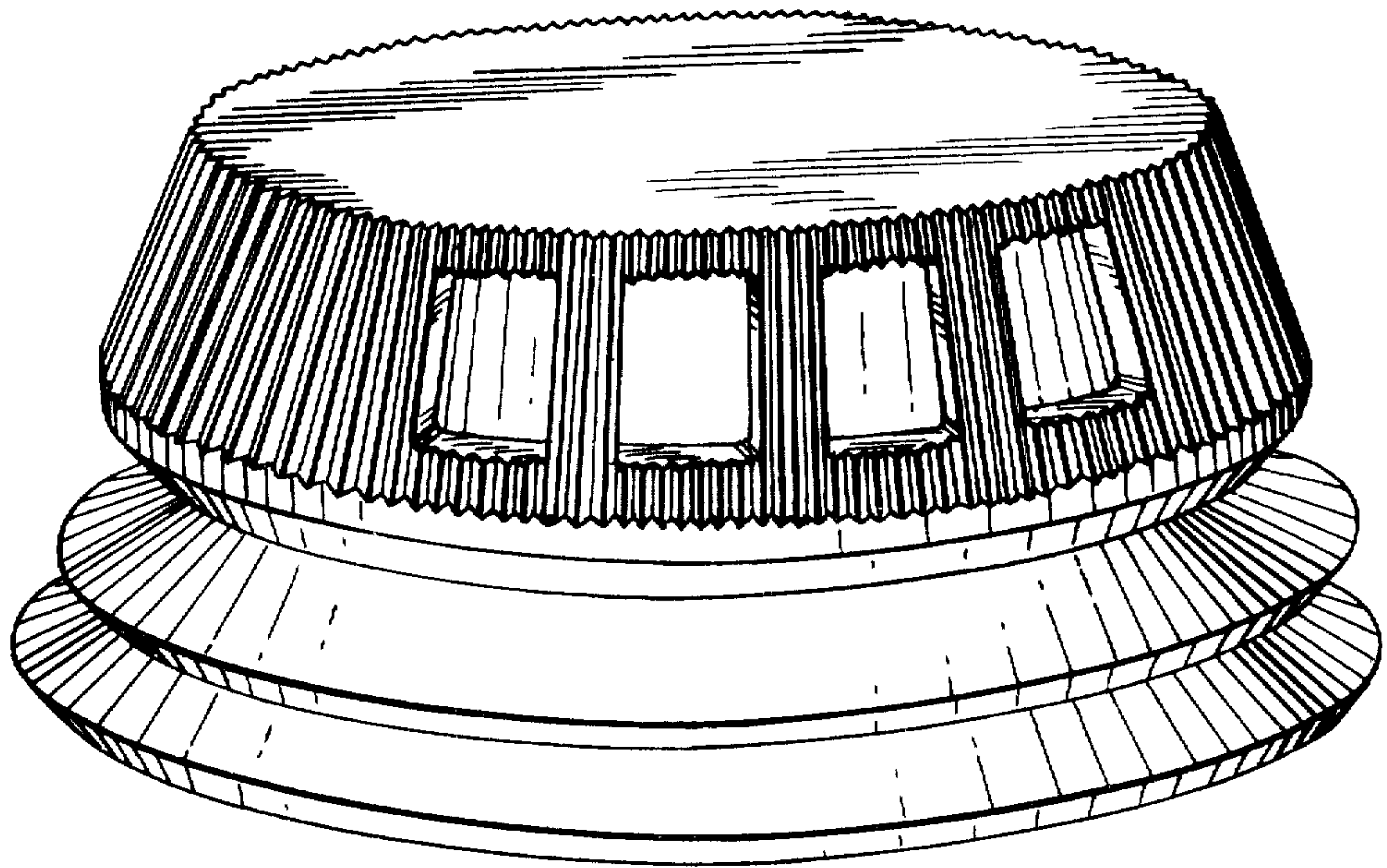
D. 235,648 7/1975 Anderson ..... D23/150

D. 241,848 10/1976 Schimanski ..... D23/150

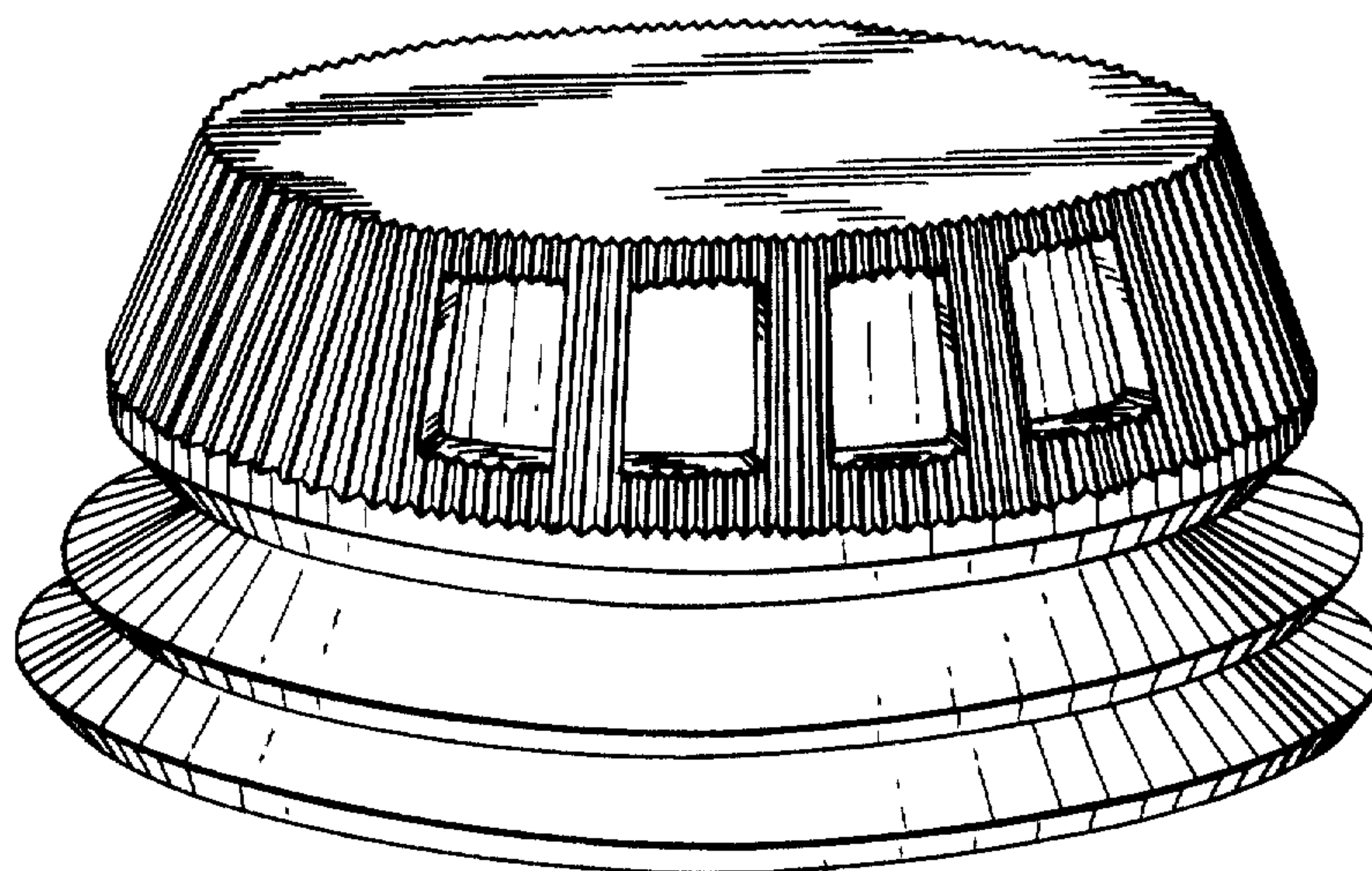
D. 244,692 6/1977 Schimanski ..... D23/150

D. 246,316 11/1977 Hadtke ..... D23/150

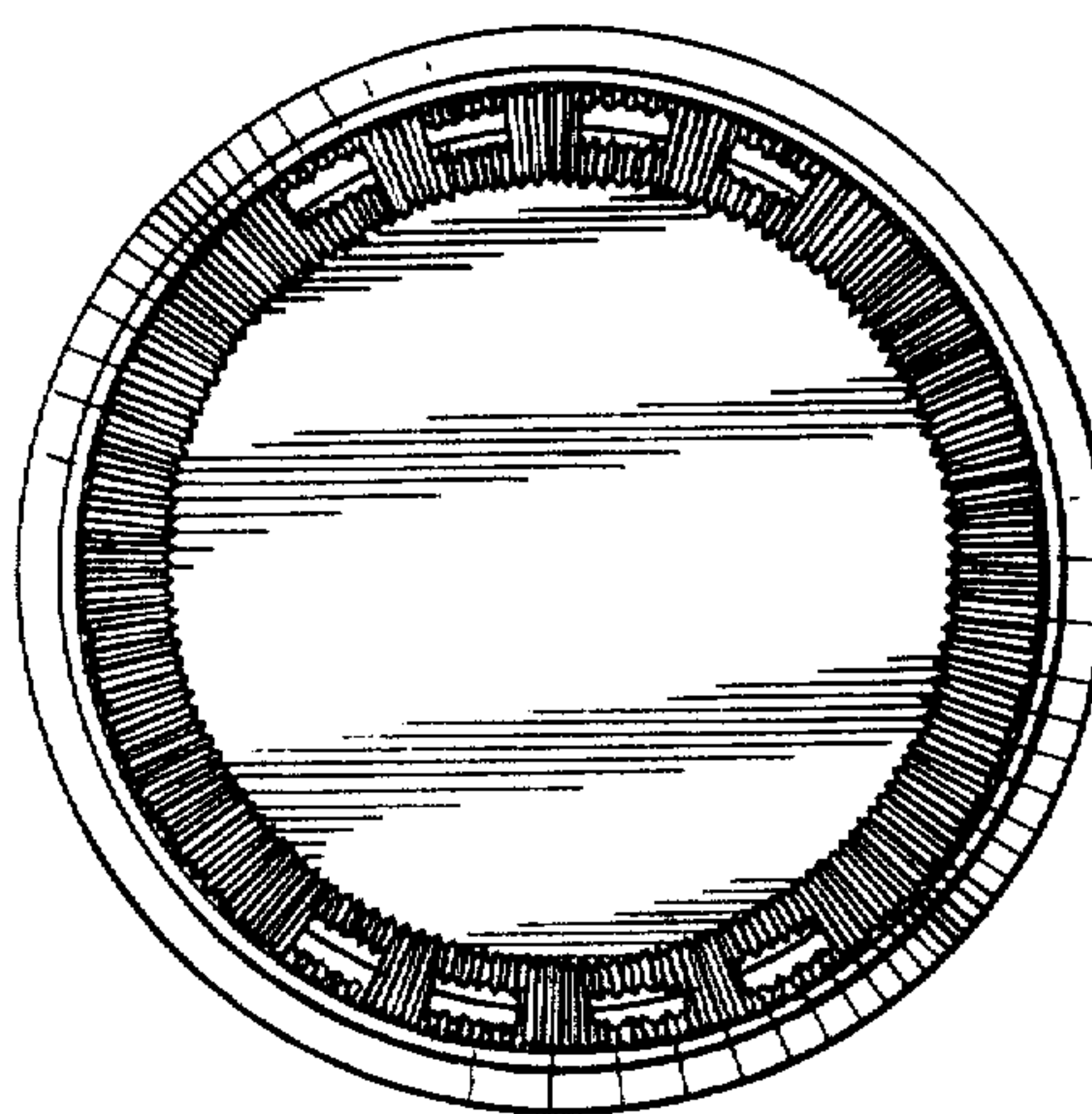
D. 246,317 11/1977 Heath et al. .... D23/150




*FIG. 1*



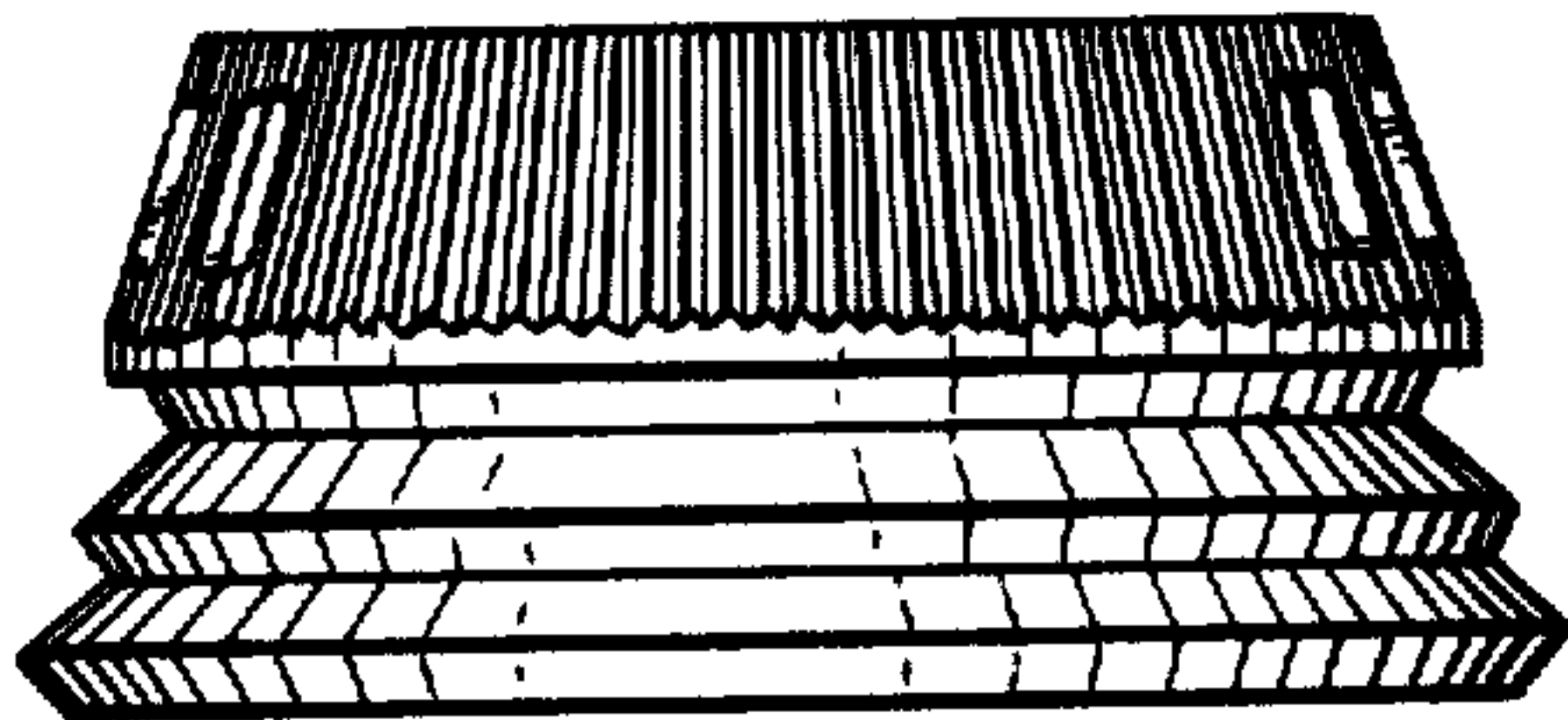
*FIG. 2*



*FIG. 3*



*FIG. 4*



*FIG. 5*

