

[54] COMBINED CLOCK, RADIO AND LAMP

[76] Inventor: Wing H. Yeung, 79 Chun Yeung St., 7th Floor, Hong Kong

[**] Term: 14 Years

[21] Appl. No.: 37,230

[22] Filed: May 8, 1979

[30] Foreign Application Priority Data

Nov. 9, 1978 [GB] United Kingdom 987213

[51] Int. Cl. D14-03

[52] U.S. Cl. D14/73; D14/7; D10/5

[58] Field of Search D13/71, 72, 73, 74; D10/2, 5; D26/54, 61-63, 65; 368/256, 10

[56] References Cited

U.S. PATENT DOCUMENTS

- D. 190,244 5/1961 Gilberg D14/73
- D. 207,185 3/1967 Reichstein D14/73

- D. 212,499 10/1968 Monroe D26/65 X
- D. 215,480 9/1969 Froelich D26/65
- D. 216,912 3/1970 Daito D26/65
- D. 243,711 3/1977 Haft D26/62
- D. 249,292 9/1978 Ishikawa D26/62

OTHER PUBLICATIONS

Premium Practice 3/66-p. 217-Clock-Radio-Lamp.

Primary Examiner—Nelson C. Holtje
Attorney, Agent, or Firm—Gerald J. Ferguson, Jr.; Joseph J. Baker

[57] CLAIM

The ornamental design for a combined clock, radio and lamp, substantially as shown and described.

DESCRIPTION

FIG. 1 is a right front perspective view of a combined clock, radio, and lamp showing my new design;
FIG. 2 is a left rear perspective view thereof;
FIG. 3 is a front perspective view thereof with the lamp in the raised position;
FIG. 4 is a bottom plan view thereof.

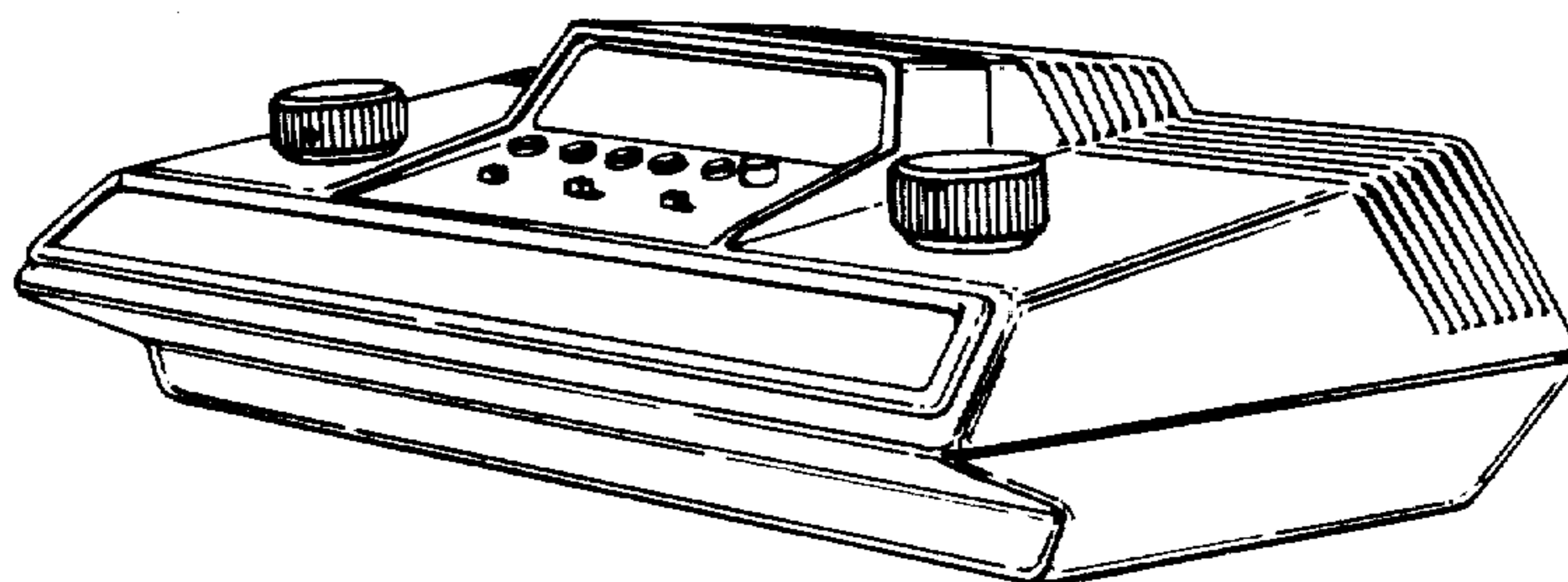


Fig. 1.

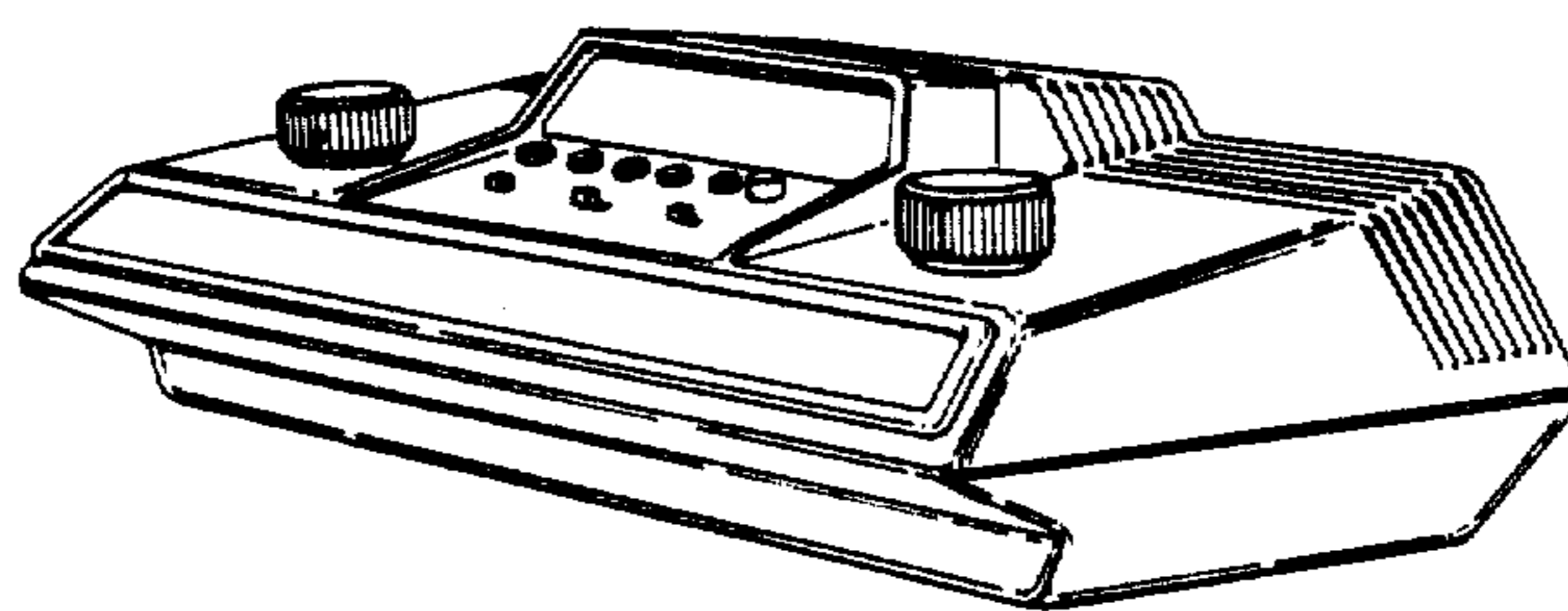


Fig. 2.

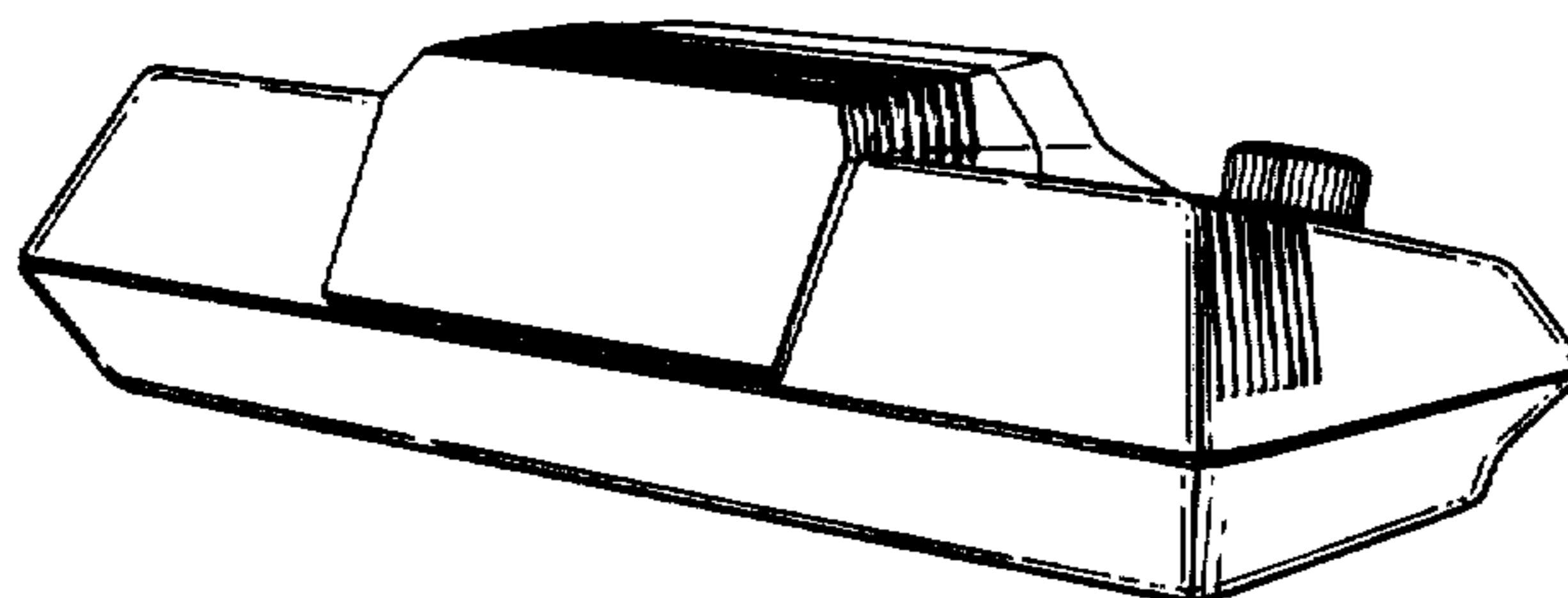


Fig. 3.

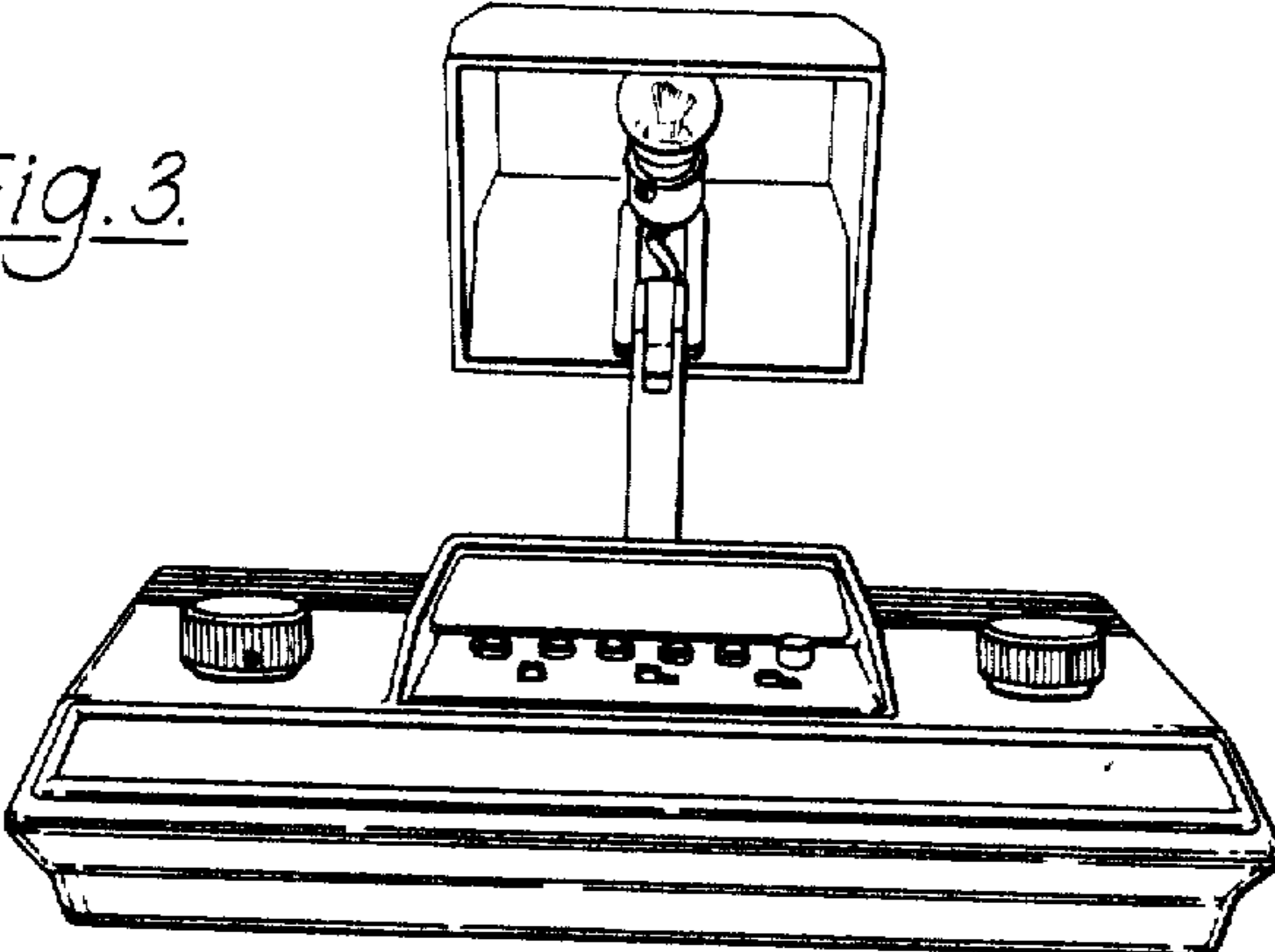


Fig. 4.

