

[54] VARIABLE KEYBOARD FOR COMPUTER TERMINAL, OR THE LIKE

[75] Inventor: Martin D. Husted, Simi Valley, Calif.

[73] Assignee: MSI Data Corporation, Costa Mesa, Calif.

[\*\*] Term: 14 Years

[21] Appl. No.: 2,258

[22] Filed: Jan. 10, 1979

[51] Int. Cl. .... D14-02

[52] U.S. Cl. .... D14/115

[58] Field of Search ..... D14/40-50; 340/365 R, 365 VL; 235/145 R; 200/5 R, 5 A

[56] References Cited

U.S. PATENT DOCUMENTS

3,226,712 12/1965 Lens et al. .... 340/365 R

OTHER PUBLICATIONS

IBM Technical Disclosure Bulletin, vol. 13, No. 7,

12-70, p. 204, Keyboard with Changeable Coding & Key Designation.

IBM Technical Disclosure Bulletin, vol. 16, No. 2, 7-73, p. 575, Variable Keyboard for Terminal Displays.

Primary Examiner—Susan J. Lucas  
Attorney, Agent, or Firm—Edward J. DaRin

[57] CLAIM

The ornamental design for a variable keyboard for computer terminal, or the like, substantially as shown and described.

DESCRIPTION

FIG. 1 is a front perspective view of the variable keyboard for computer terminal, or the like, with the inserts removed and illustrated in exploded relationship with the keyboard and showing my new design.

FIG. 2 is a front plan view thereof;

FIG. 3 is a left end elevational view thereof;

FIG. 4 is a bottom end elevational view thereof; and

FIG. 5 is a bottom plan view thereof.

The right end and top end, the ends opposite the illustrated ends, are generally similar to the illustrated ends. The datum is shown in broken lines in FIGS. 1 and 2 for illustrative purposes only.




FIG. 1.




FIG. 2.

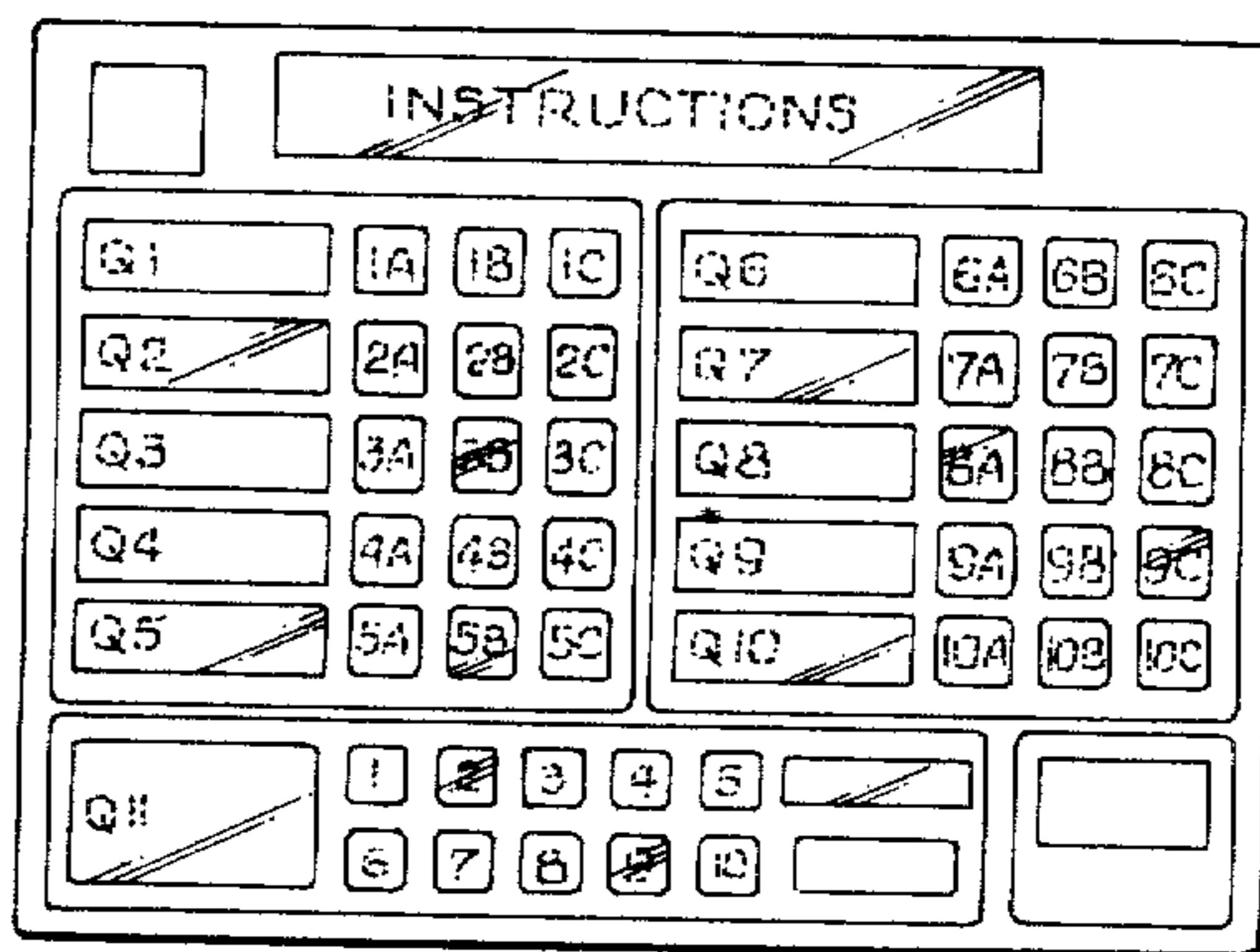


FIG. 3.



FIG. 5.

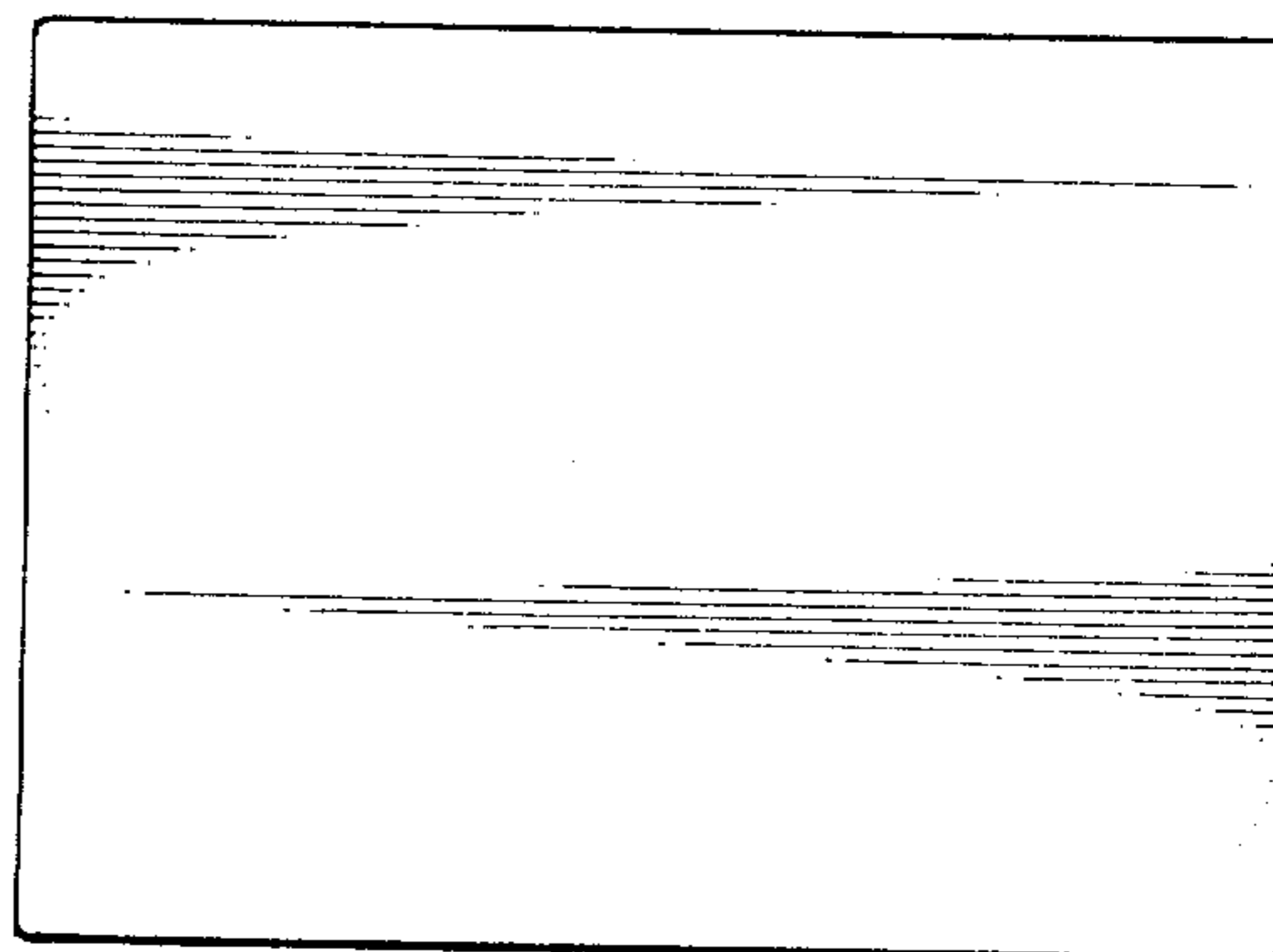


FIG. 4.

