

[54] **BARREL-SHAPED PENDANT**

[76] Inventor: **Sang W. Han**, 444 Nahua St., #910,
Honolulu, Hi. 96815

[**] Term: **14 Years**

[21] Appl. No.: **107,184**

[22] Filed: **Dec. 26, 1979**

[51] Int. Cl. **D11-01**
[52] U.S. Cl. **D11/79**
[58] Field of Search D11/7, 40, 43, 44, 48,
D11/75, 79-81, 95, 99, 101; 63/1 R-2, 12-14 R,
18-21, 23

[56]

References Cited

U.S. PATENT DOCUMENTS

D. 12,904 4/1882 Millin D11/80
D. 188,815 9/1960 Kidwell D11/101 X
D. 252,561 8/1979 Durante D11/75 X
1,510,420 9/1921 Sherman 63/1 R
4,118,889 10/1978 Lamlee 63/1 R

Primary Examiner—Louis S. Zarfes


[57]

CLAIM

The ornamental design for a barrel-shaped pendant, as shown.

DESCRIPTION

FIG. 1 is a front elevational view of a barrel-shaped pendant showing my new design;
FIG. 2 is a side elevational view thereof;
FIG. 3 is a bottom plan view thereof; and
FIG. 4 is a perspective view thereof.






FIG. 1

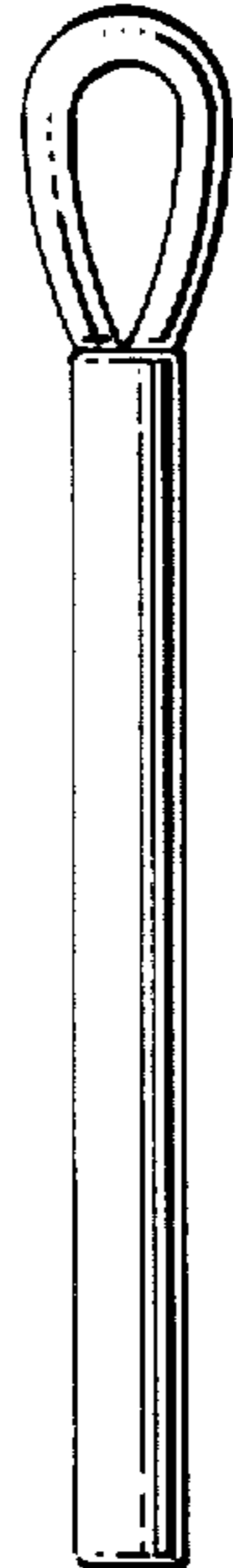


FIG. 2



FIG. 3




FIG. 4