

[54] **JOINT ELEMENT AND STRUT ASSEMBLY**

[75] Inventor: **Richard J. Gabriel, Portland, Oreg.**

[73] Assignee: **Matrix Toys, Inc., Portland, Oreg.**

[**] Term: **14 Years**

[21] Appl. No.: **19,741**

[22] Filed: **Mar. 12, 1979**

[51] Int. Cl. **D21-01**

[52] U.S. Cl. **D21/108; D8/382;
 D25/61; D25/78**

[58] Field of Search **D21/105, 107, 108;
 46/16-18, 23-32; 273/156, 53 R; D25/61, 70,
 99, 77, 78, 76; 52/282, 285, 650, 645, 648, 665;
 403/170, 251, 316, 176, 171, 169, 178, 217, 248,
 316; D8/349, 354, 366, 382**

[56]

References Cited

U.S. PATENT DOCUMENTS

D. 15,726	1/1885	Smith	D21/108
D. 214,992	8/1969	Kelch	D8/382
2,583,474	1/1952	Cozzone	46/28
2,609,638	9/1952	Lindenmeyer	46/16
3,955,814	5/1976	Shallenberger	46/25

Primary Examiner—Charles A. Rademaker
Attorney, Agent, or Firm—Chernoff & Vilhauer

[57]

CLAIM

The ornamental design for a joint element and strut assembly, as shown and described.

DESCRIPTION

FIG. 1 is a side elevational view of a joint element and strut assembly showing my new design, the side opposite being a mirror image;

FIG. 2 is a top plan view thereof, the bottom plan being a mirror image;

FIG. 3 is a left end elevational view thereof; and,

FIG. 4 is a right end elevational view thereof.

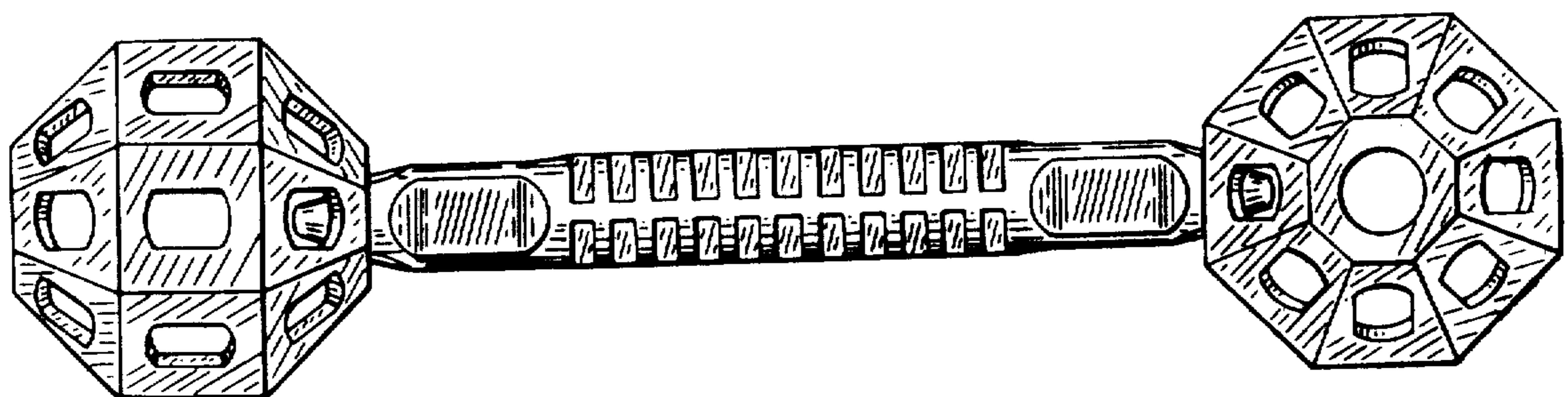


FIG. 1

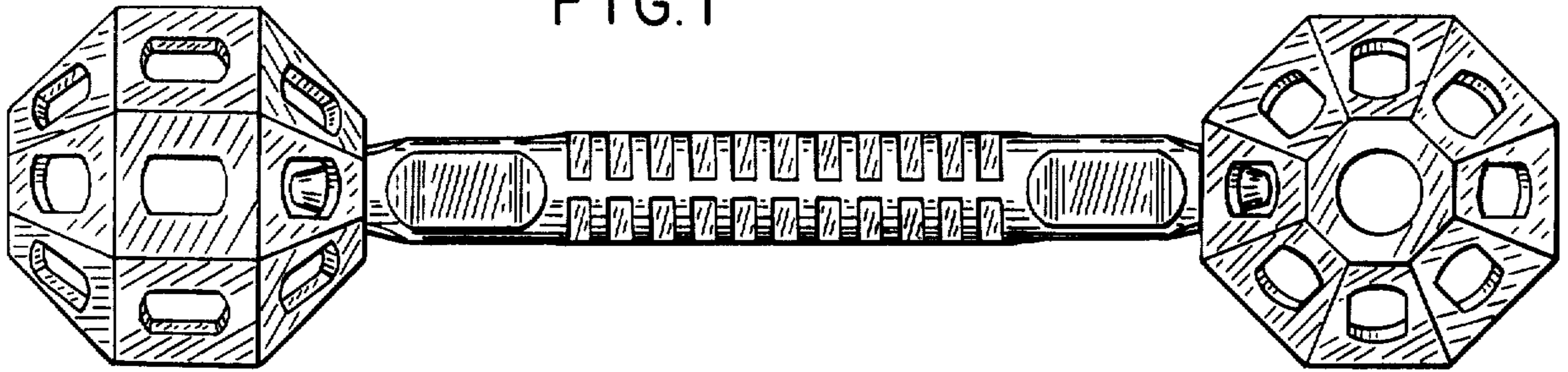


FIG. 2

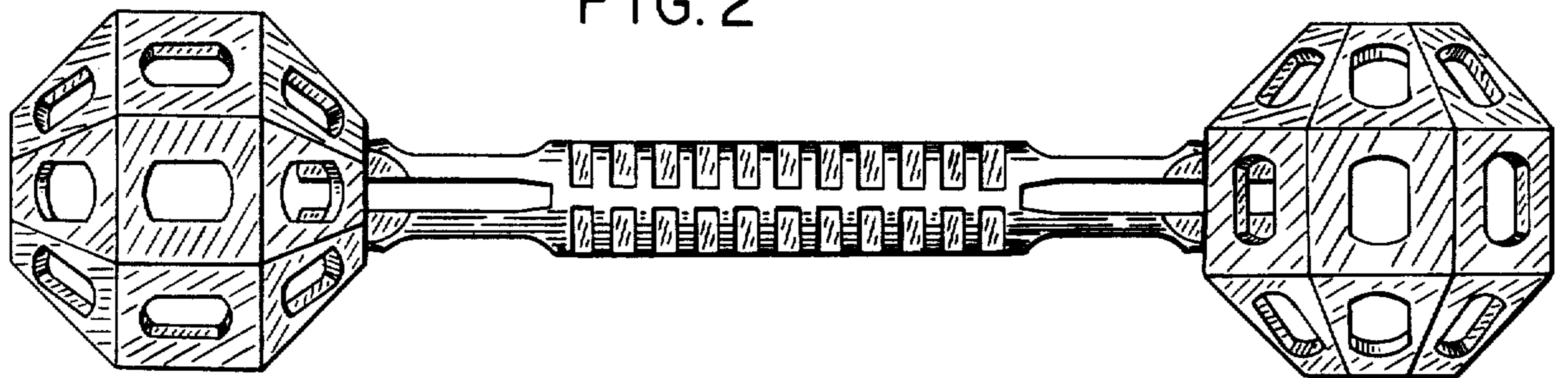


FIG. 3

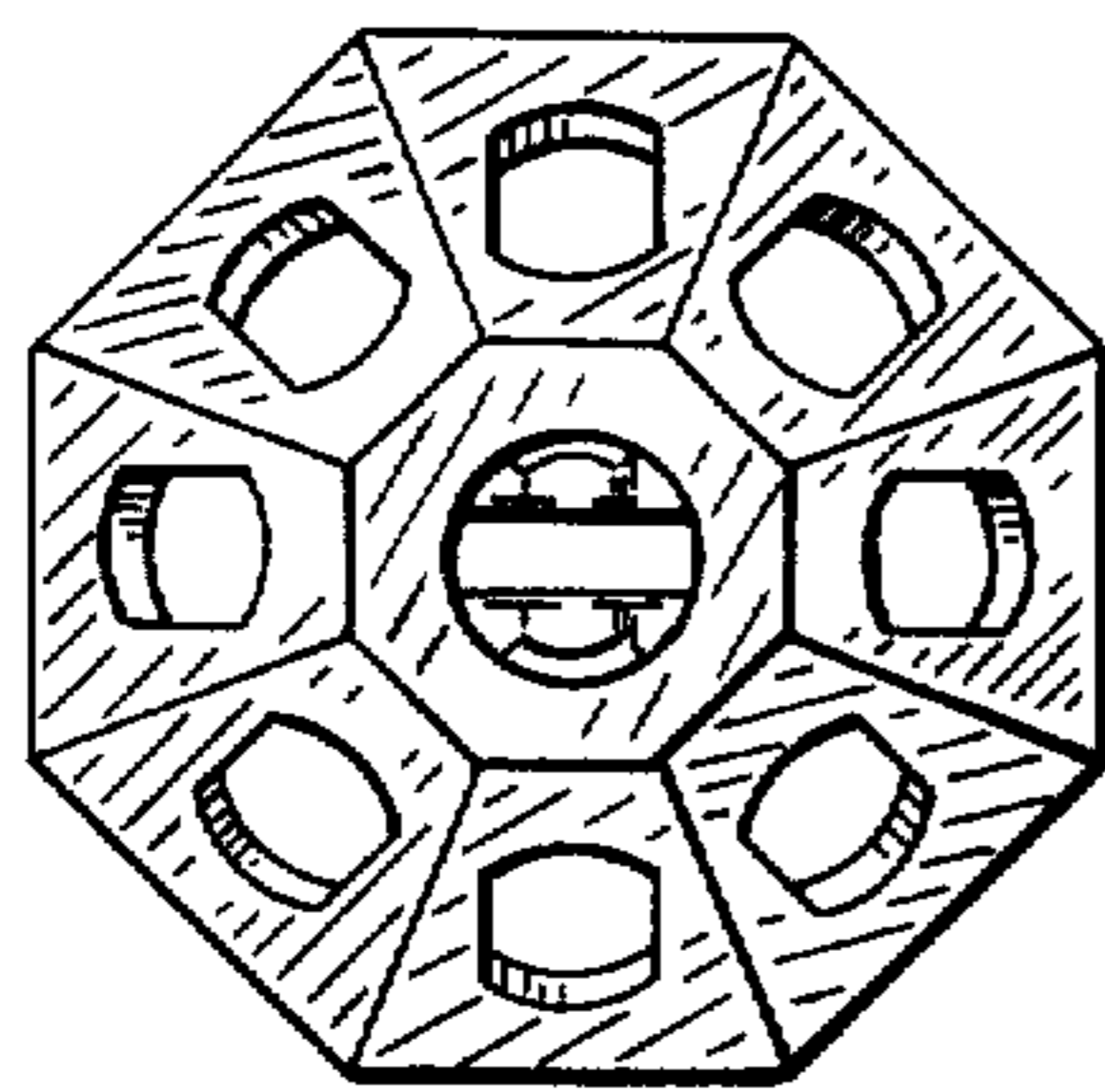


FIG. 4

