

[54] CEMETERY STONE MARKER

[76] Inventor: Marguerite E. Lusher, 182 Hemet Dr., Citrus Heights, Calif. 95610

[\*\*] Term: 14 Years

[21] Appl. No.: 907,253

[22] Filed: May 18, 1978

[51] Int. Cl. .... D20-03

[52] U.S. Cl. .... D20/22; D20/10; D20/42; D99/17

[58] Field of Search ..... D19/32; D99/17, 20, D99/21; D2/230, 235, 242, 243; 40/158 A, 124.1, 10 C; D59/2; D20/10, 22, 42

[56] References Cited

U.S. PATENT DOCUMENTS

630,240 8/1899 Kintner ..... 40/158 A

FOREIGN PATENT DOCUMENTS

496259 10/1919 France ..... 40/158 A  
1428772 3/1976 United Kingdom ..... 40/158 A

Primary Examiner—Sam Rosen  
Attorney, Agent, or Firm—Blair, Brown & Kreten

[57] CLAIM

The ornamental design for a cemetery stone marker, substantially as shown and described.

DESCRIPTION

FIG. 1 is a front view of the Cemetery Stone Marker showing my new design;  
FIG. 2 is a front view thereof partially folded on the grave stone;  
FIG. 3 is a front view thereof completely folded on the grave stone;  
FIG. 4 is a side view of FIG. 1;  
FIG. 5 is a side view of FIG. 2;  
FIG. 6 is a side view of FIG. 3; and  
FIG. 7 is a top view of FIG. 1;  
The parallel broken lines of FIG. 1 show points of folding; the words of FIGS. 1-3 in broken lines indicate a message; and the rectangles of FIGS. 2, 3, 5 and 6 indicate the stone. All of these broken lines are for illustrative purposes only and do not form part of the claimed design.







FIG 7




FIG 1



FIG 4




FIG 2




FIG 5




FIG 3



FIG 6