

[54] HEAT SINK OR SIMILAR APPARATUS

[75] Inventor: David H. Kennington, Highland Park, Tex.

[73] Assignee: Thermalloy Incorporated, Dallas, Tex.

[\*\*] Term: 14 Years

[21] Appl. No.: 86,632

[22] Filed: Oct. 22, 1979

[51] Int. Cl. .... D13-99

[52] U.S. Cl. .... D13/23

[58] Field of Search ..... D13/23; 174/16 HS; 165/80, 80 A, 8 B; 357/81

[56] References Cited

U.S. PATENT DOCUMENTS

3,670,215 6/1972 Wilkens et al. .... 357/81

OTHER PUBLICATIONS

Allied Electronics 1975 Engineering Manual & Pur-

chasing Guide #750, p. 50, Power-Circuit Board Cooler #6030B.


Primary Examiner—Susan J. Lucas  
Attorney, Agent, or Firm—Kanz & Timmons

[57] CLAIM

The ornamental design for a heat sink or similar apparatus, substantially as shown.

DESCRIPTION

FIG. 1 is a perspective view of a heat sink or similar apparatus showing my new design; FIG. 2 is a front elevational view thereof; FIG. 3 is a rear elevational view thereof; FIG. 4 is a side elevational view thereof; FIG. 5 is a side elevational view of the opposite side thereof; FIG. 6 is a top plan view thereof; and FIG. 7 is a bottom plan view of the heat sink or similar apparatus of my invention.






FIG. 1

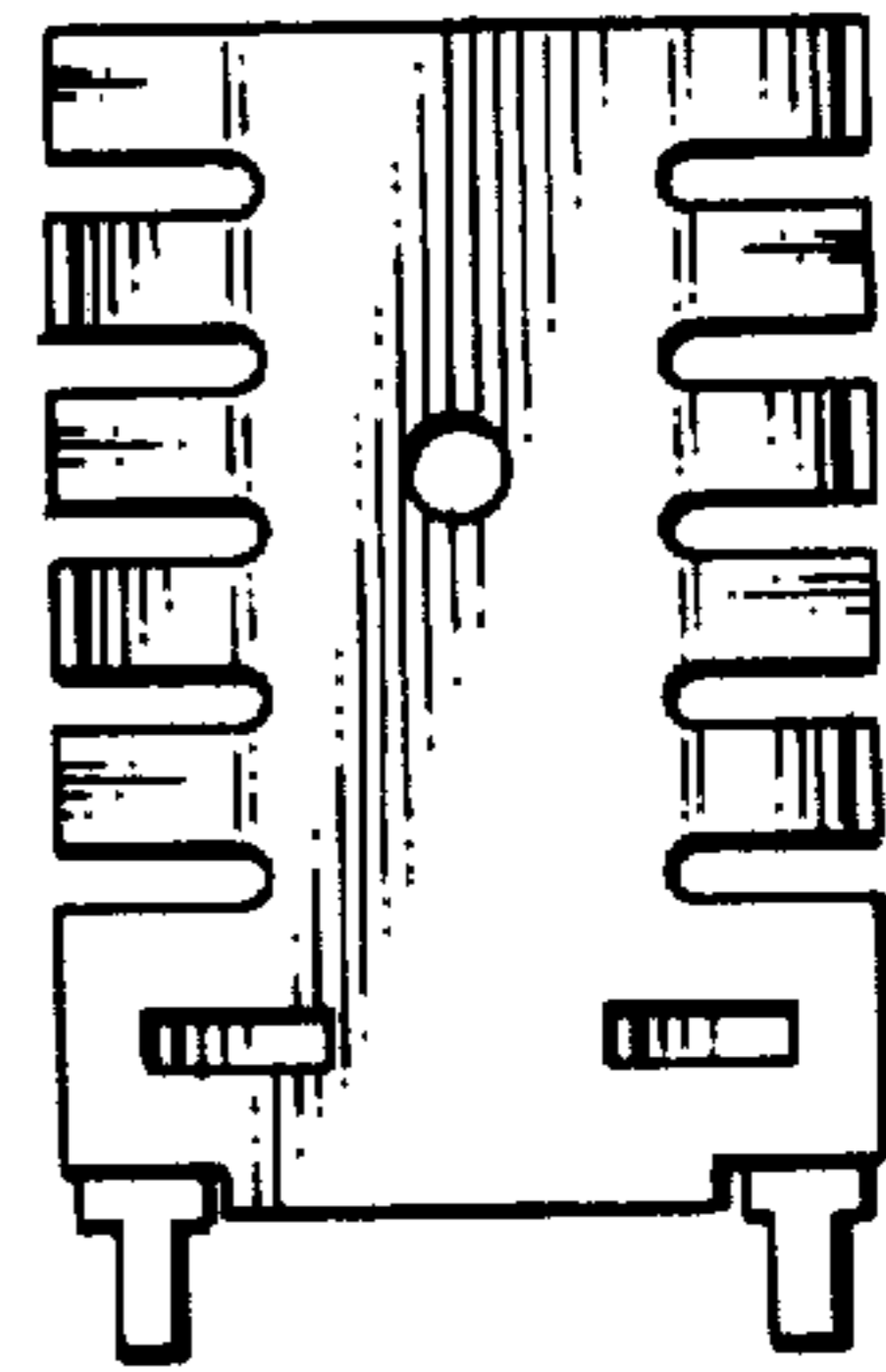


FIG. 2

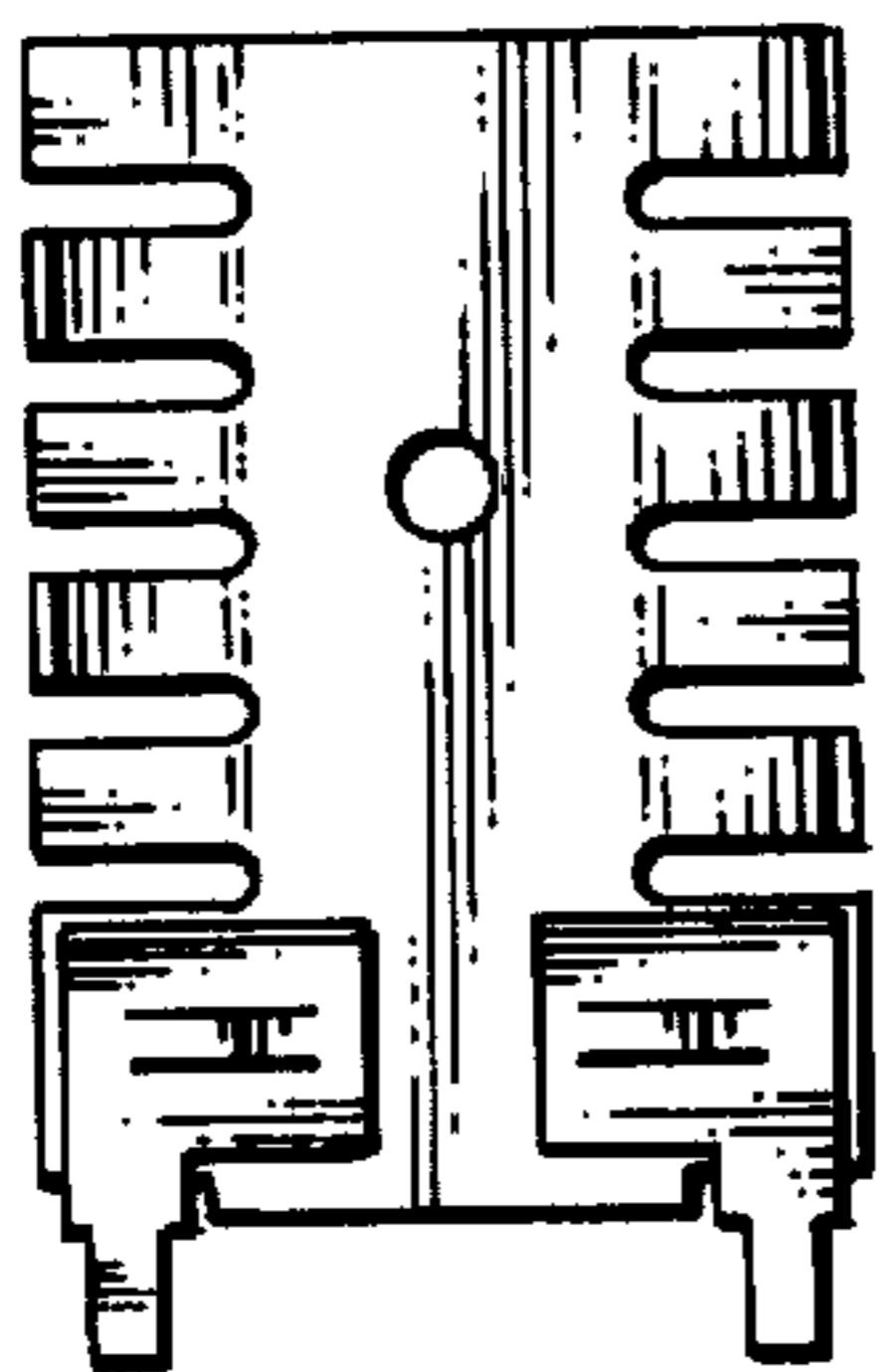


FIG. 3



FIG. 4



FIG. 5



FIG. 6



FIG. 7