

[54] PLANT CONTAINER

[75] Inventors: Norman Lee, East Aurora, N.Y.;
Thomas E. Douglas, Reidsville, N.C.

[73] Assignee: Zarn, Inc., Reidsville, N.C.

[**] Term: 14 Years

[21] Appl. No.: 73,671

[22] Filed: Sep. 10, 1979

[51] Int. Cl. D11-02

[52] U.S. Cl. D11/155

[58] Field of Search D11/143-145,
D11/149, 151-156, 164; D9/184, 185, 187, 189,
219, 220; D7/2, 6, 11, 13, 16, 17, 22, 23, 40, 81;
47/1.3, 17, 26, 28, 29-32, 41, 41.12, 41.13,
59-67, 71, 72, 79-87

[56] References Cited

U.S. PATENT DOCUMENTS

D. 20,034	7/1890	Whilldin	D11/152
D. 192,811	5/1962	Guarriello	D11/155
D. 240,548	7/1976	Messick	D11/152
D. 256,682	9/1980	Lee et al.	D9/219

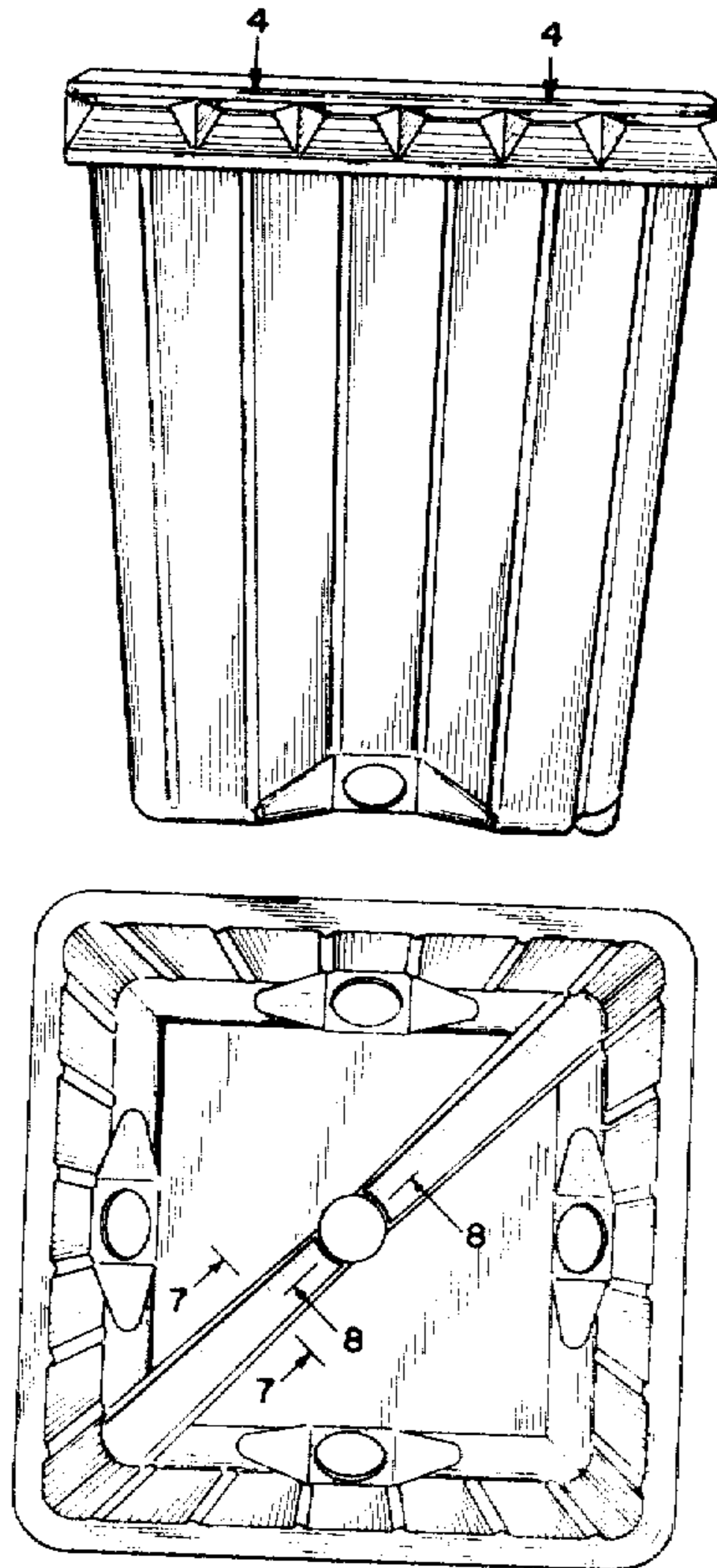
Primary Examiner—B. J. Bullock

[57] CLAIM

The ornamental design for a plant container, as shown and described.

DESCRIPTION

FIG. 1 is a perspective view of a plant container embodying our new design;
FIG. 2 is a front elevational view of FIG. 1;
FIG. 3 is a top plan view of FIG. 2;
FIG. 4 is an enlarged fragmentary sectional view taken in the direction of the arrows on line 4—4 of FIG. 2;
FIG. 5 is an enlarged fragmentary sectional view taken in the direction of the arrows on line 5—5 of FIG. 1;
FIG. 6 is an enlarged fragmentary sectional view taken in the direction of the arrows on line 6—6 of FIG. 1;
FIG. 7 is an enlarged fragmentary sectional view taken in the direction of the arrows on line 7—7 of FIG. 3; and
FIG. 8 is an enlarged fragmentary view taken in the direction of the arrows on line 8—8 of FIG. 3.
The underside of the plant container follows the contours shown in FIG. 3.



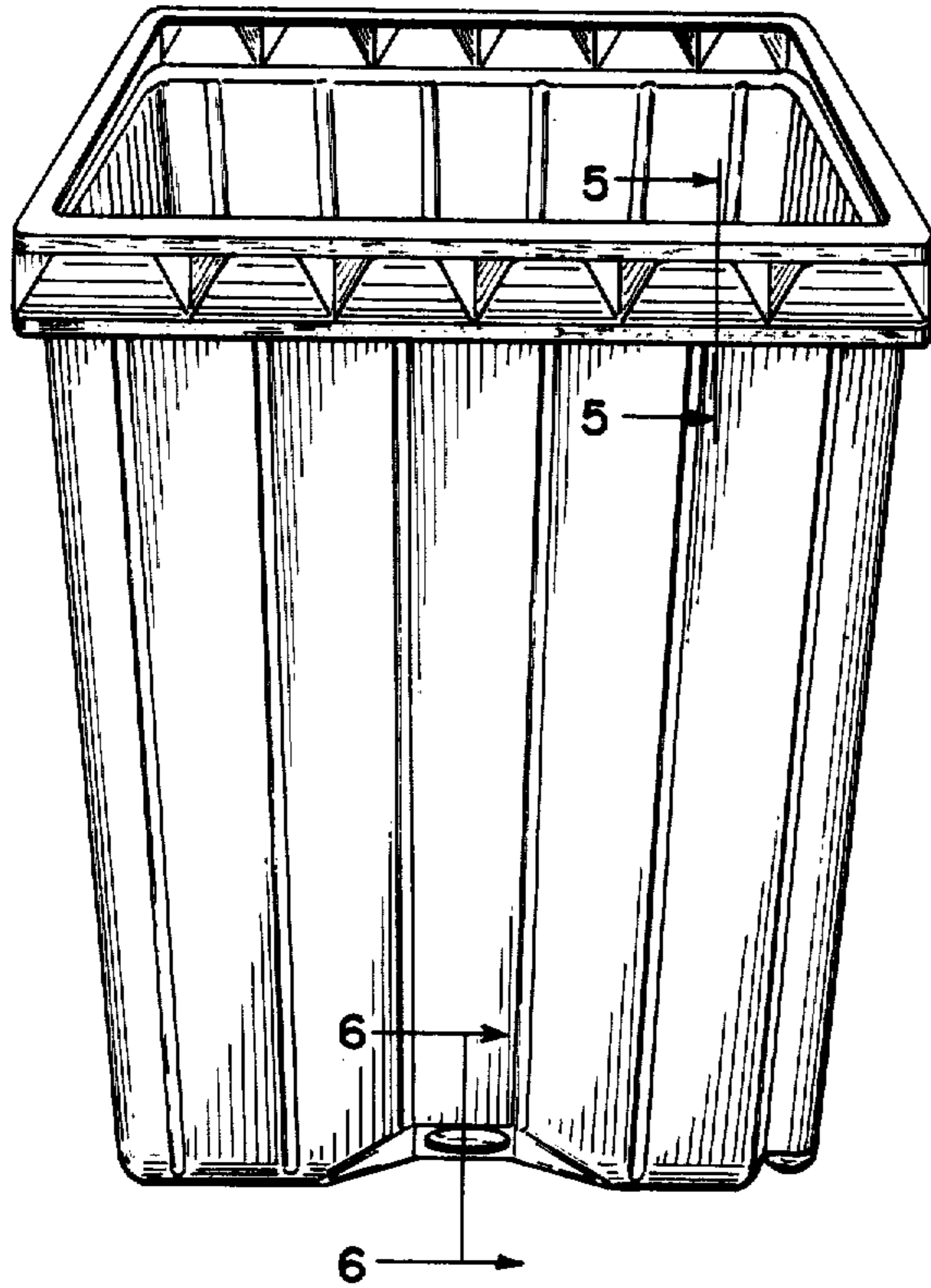


FIG. 1




FIG. 2



FIG. 4

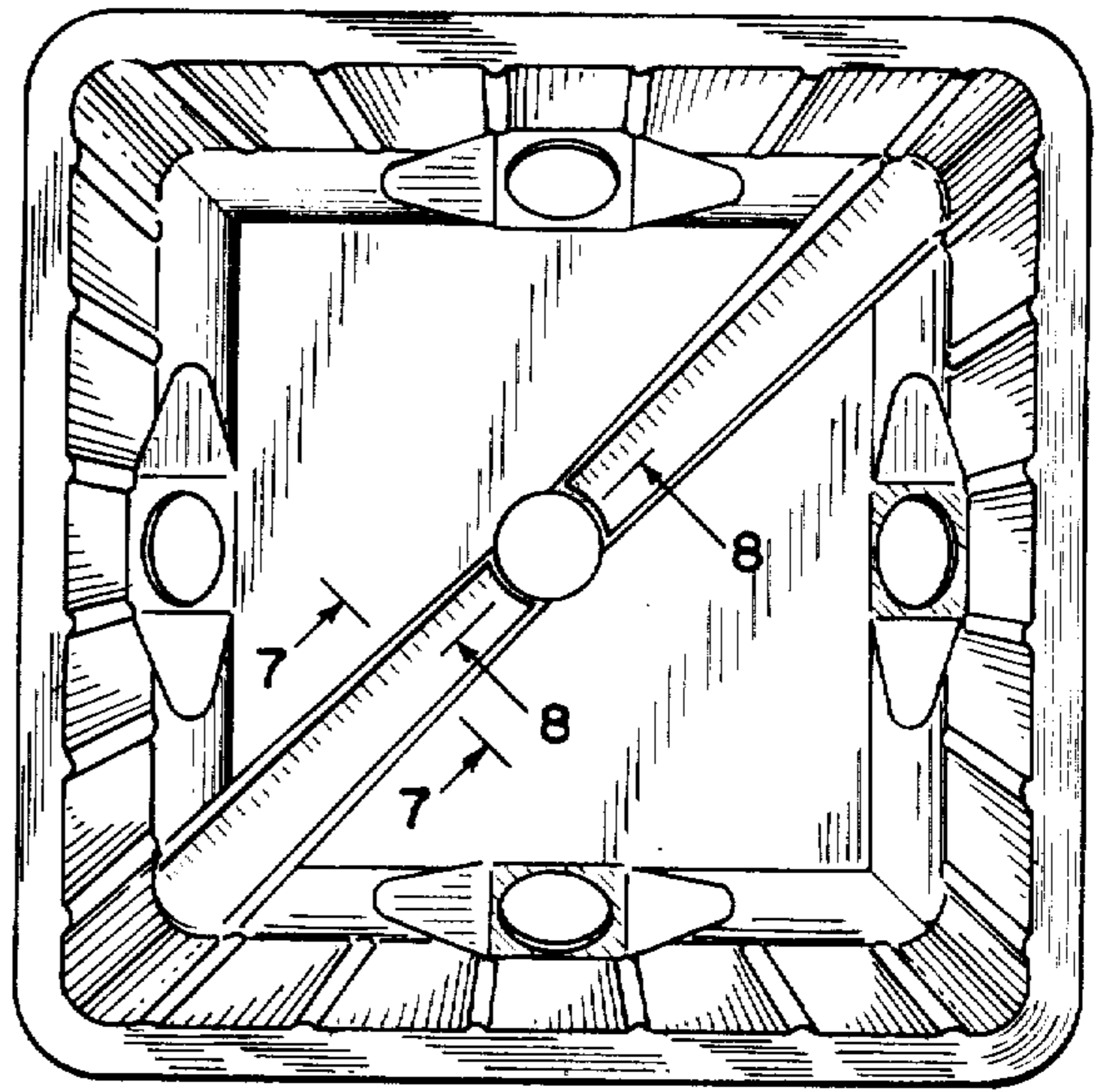


FIG. 3

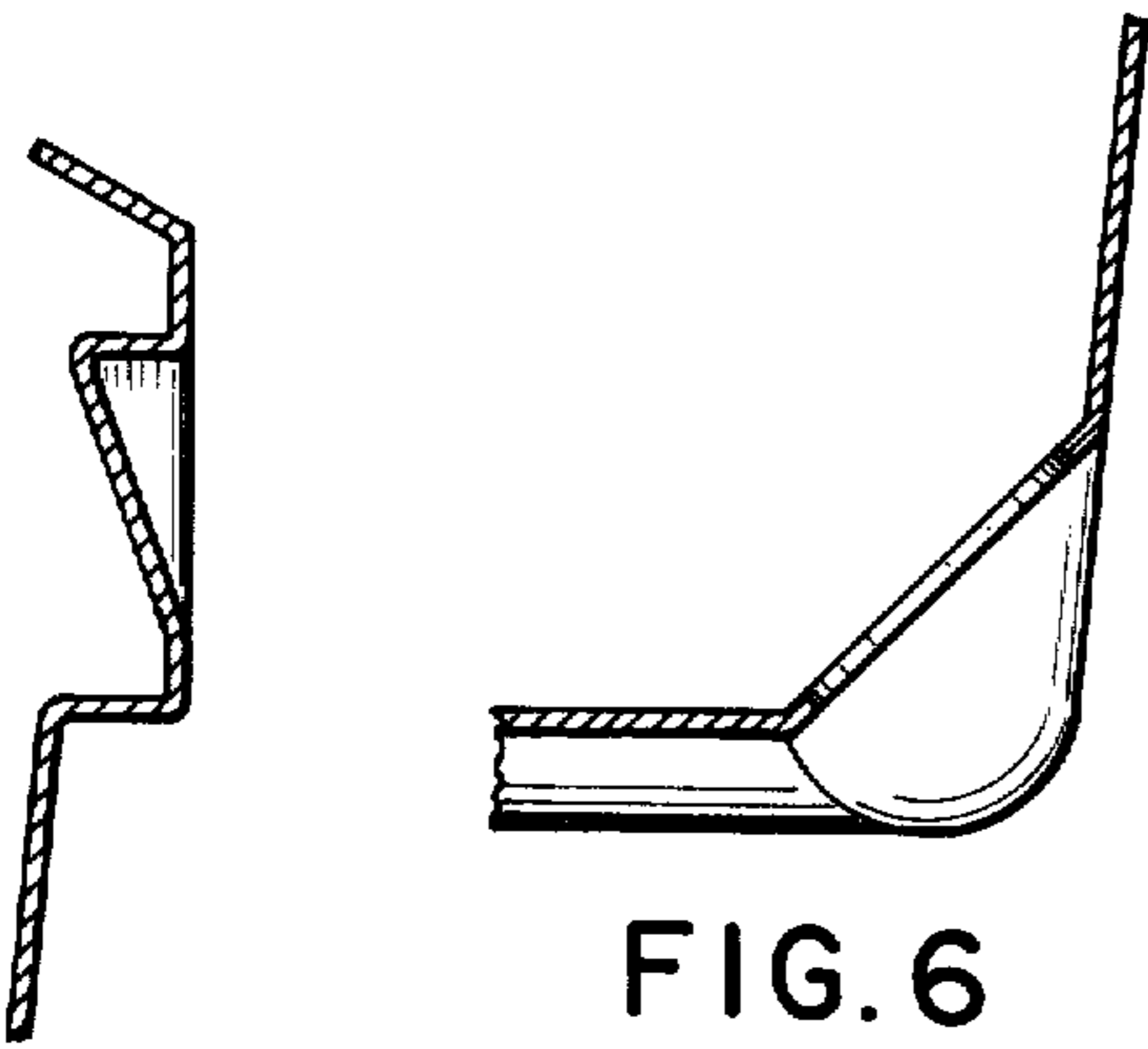


FIG. 5

FIG. 6



FIG. 7




FIG. 8