

[54] CARPENTERS' LAY-OFF TAPE
[76] Inventor: Floyd A. Smith, P.O. Box 192,
Clayton, Ind.

[**] Term: 14 Years
[21] Appl. No.: 865,047
[22] Filed: Dec. 27, 1977

Related U.S. Application Data

[63] Continuation-in-part of Ser. No. 819,206, Jul. 26, 1977.
[51] Int. Cl. D10-04
[52] U.S. Cl. D10/71
[58] Field of Search D10/71, 72; 33/483,
33/484, 494, 137 R, 138 R

References Cited

U.S. PATENT DOCUMENTS

D. 199,807 12/1904 Wilson D10/71
D. 224,717 9/1972 Pistorious D10/71
D. 247,878 5/1978 Covey D10/71
2,077,828 4/1937 Dombrowski 33/494

2,187,087 1/1940 Leary 33/137 R
2,210,422 8/1940 Mercer 33/494
2,799,935 7/1957 Anderson 33/483
4,149,320 4/1979 Troyer 33/137 R

FOREIGN PATENT DOCUMENTS

726856 3/1955 United Kingdom 33/494

Primary Examiner—Nelson C. Holtje
Attorney, Agent, or Firm—Benoit, Smith & Laughlin

CLAIM

[57] The ornamental design for carpenters' lay-off tape, as shown and described.

DESCRIPTION

FIG. 1 is a front elevational view of a carpenter's lay-off tape showing my new design;
FIG. 2 is a rear elevational view thereof;
FIG. 3 is a front elevational view of another embodiment of my new design of FIGS. 1 and 2.
Portions of FIGS. 1-3 are shown broken away for ease of illustration, the rear of FIG. 3 is identical with that of FIG. 2 and the tape is conventionally of no appreciable thickness.

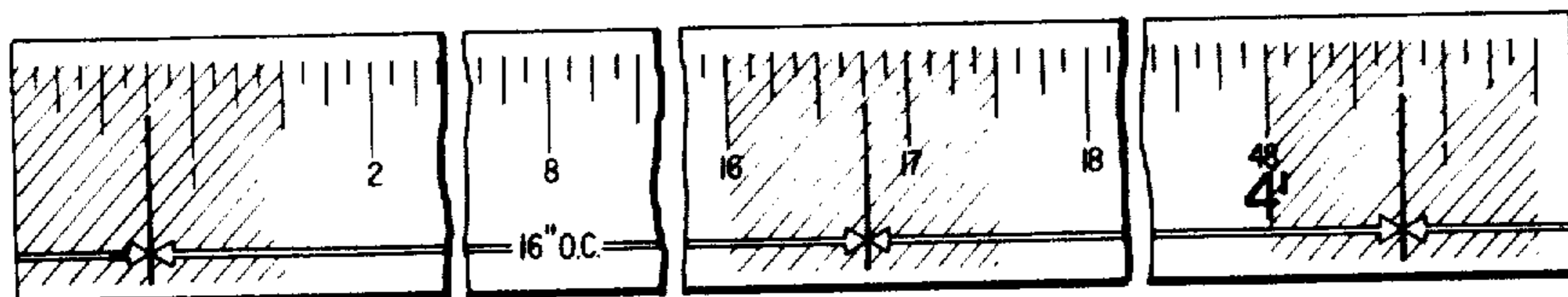


FIG. 1

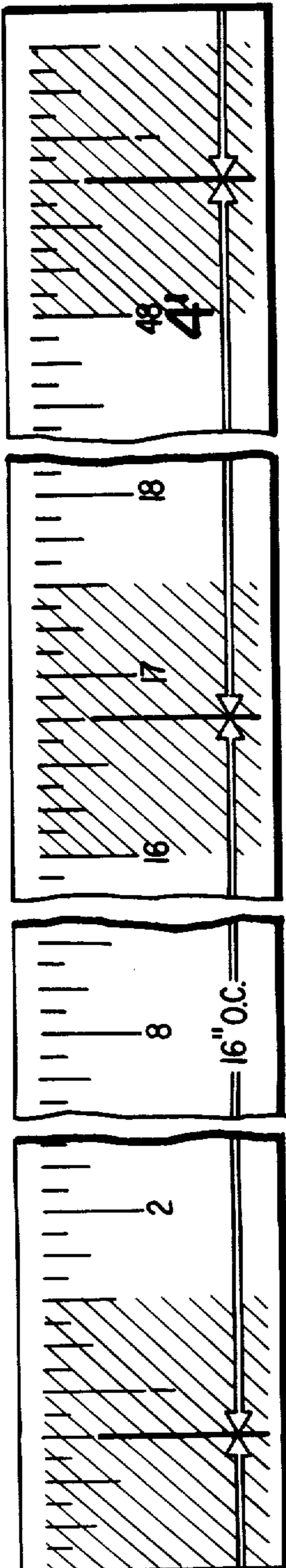


FIG. 2




FIG. 3

