

[54] BACK SCRATCHER

[76] Inventor: Mervin E. Mallett, P.O. Box 394, Crystal Bay, Nev. 89402

[**] Term: 14 Years

[21] Appl. No.: 93,286

[22] Filed: Nov. 13, 1979

[51] Int. Cl. D28-03

[52] U.S. Cl. D28/99; D11/160; D21/52

[58] Field of Search D11/49, 53, 82, 83, D11/100, 101, 134, 136, 158, 160; D21/52, 148, 166; 428/13, 15, 16; D28/99; 128/62 R

[56] References Cited

U.S. PATENT DOCUMENTS

- D. 10,508 3/1878 Parker D21/52
- D. 114,283 4/1939 Katz D11/53
- D. 158,515 5/1950 Schlossberg D21/52

FOREIGN PATENT DOCUMENTS

232054 4/1925 United Kingdom 128/62 X

Primary Examiner—Louis S. Zarfes
Attorney, Agent, or Firm—Herbert C. Schulze

[57] CLAIM

The ornamental design for a back scratcher, as shown and described.

DESCRIPTION

FIG. 1 is a top left front perspective view of a back scratcher showing my new design;
 FIG. 2 is a right side elevational view thereof;
 FIG. 3 is a rear elevational view thereof;
 FIG. 4 is a bottom plan view thereof;
 FIG. 5 is a front elevational view thereof;
 FIG. 6 is a left side elevational view thereof;
 FIG. 7 is a top left front perspective view of a back scratcher showing a modified form of my new design;
 FIG. 8 is a right side elevational view thereof;
 FIG. 9 is a rear elevational view thereof;
 FIG. 10 is a bottom plan view thereof;
 FIG. 11 is a front elevational view thereof; and
 FIG. 12 is a left side elevational view thereof.

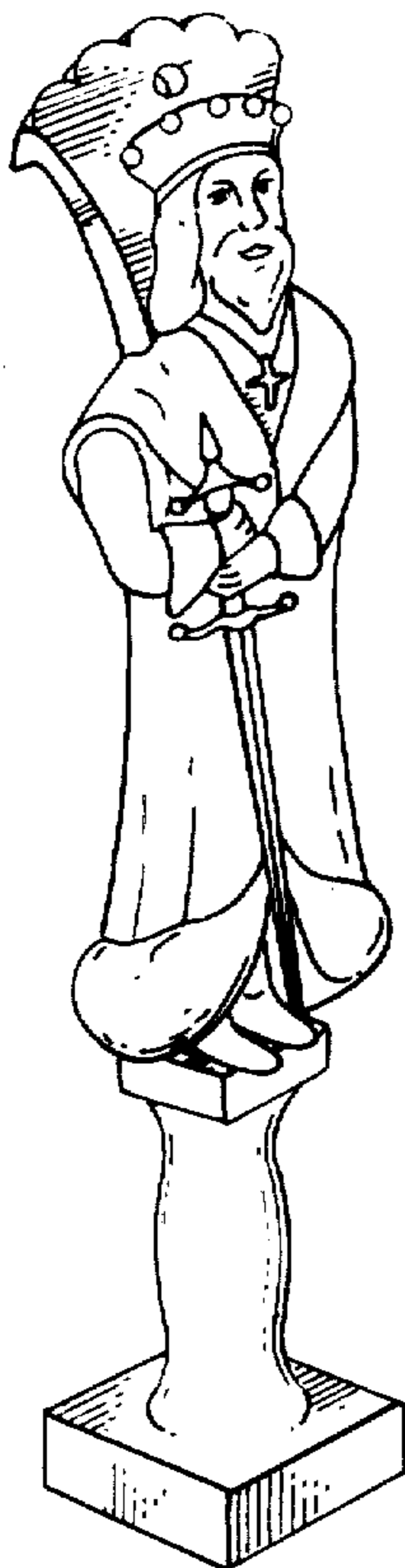


FIG. 1.

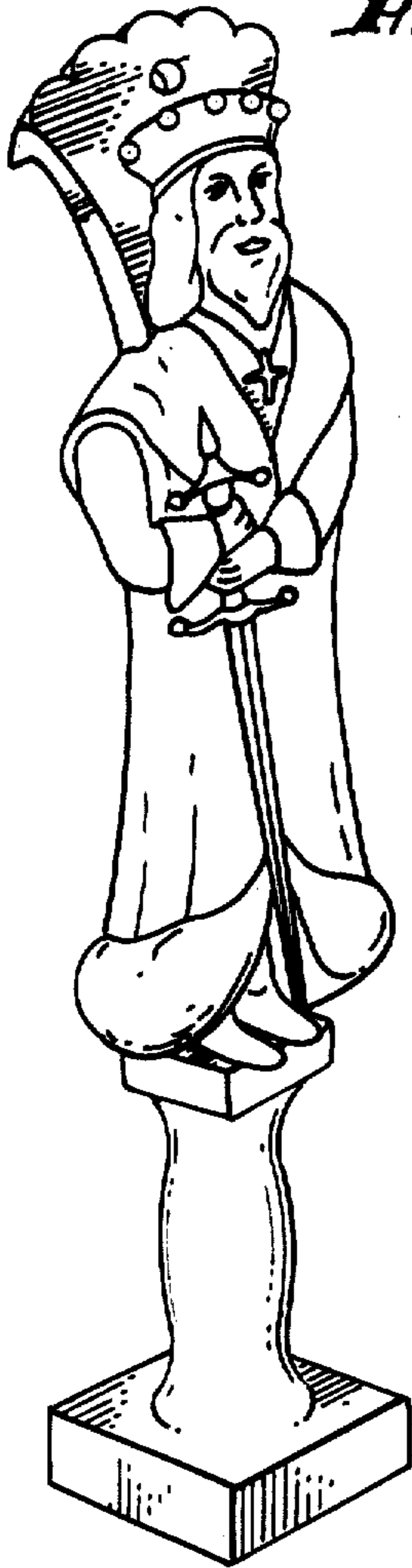


FIG. 2.

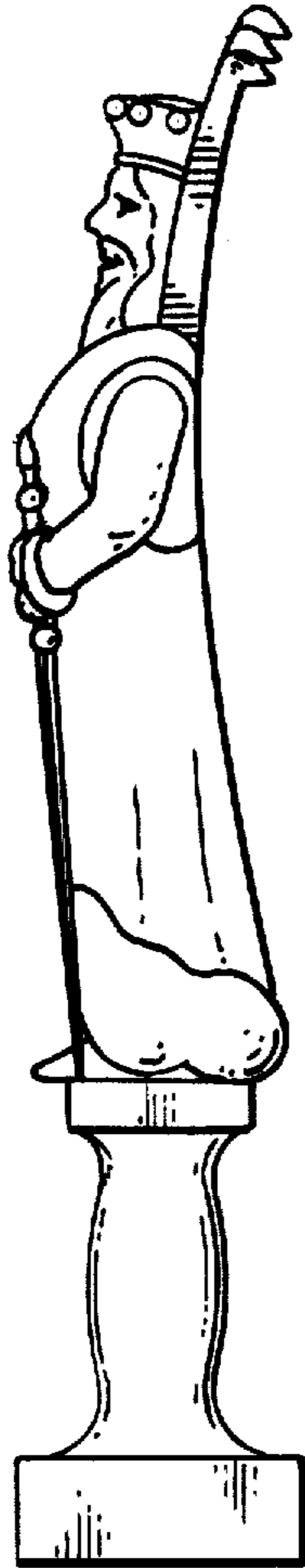


FIG. 3.

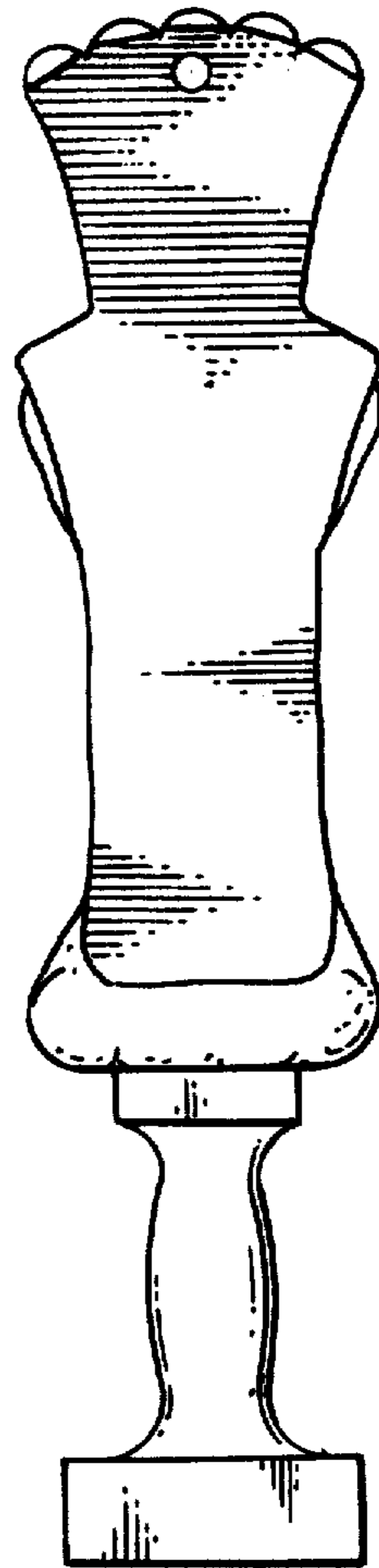



FIG. 4.



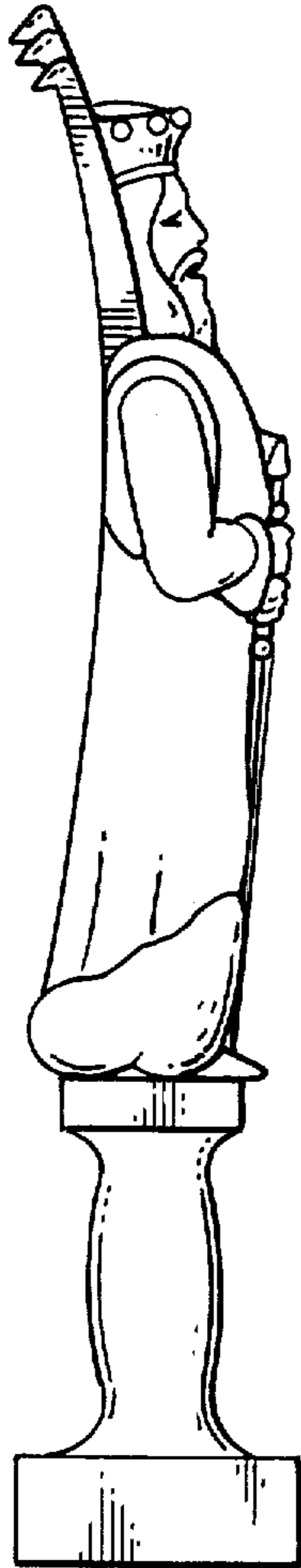


FIG. 6.




FIG. 5.

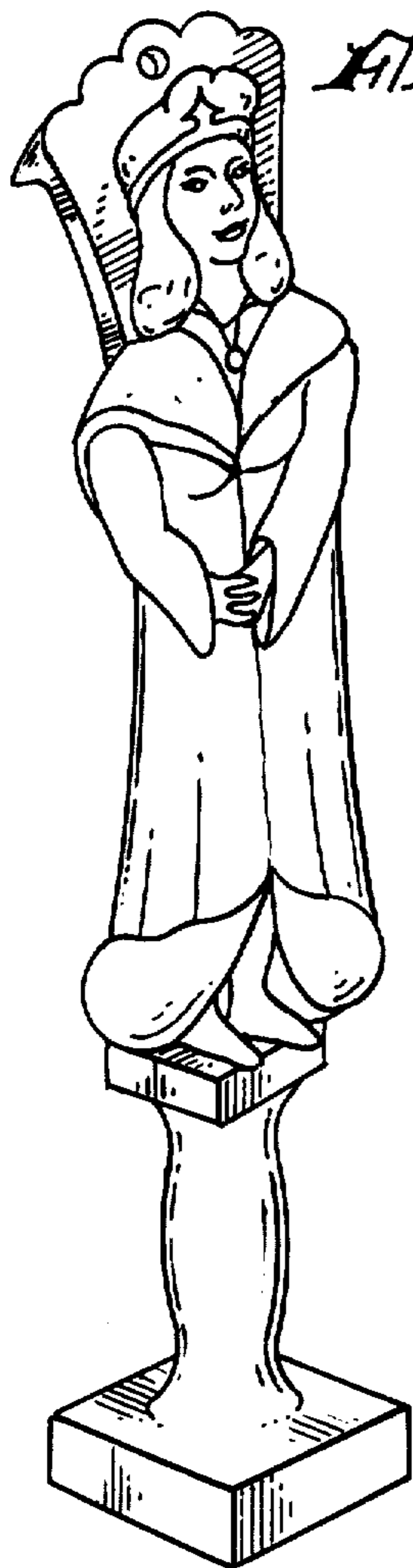


FIG. 7.



FIG. 8.




FIG. 9.




FIG. 10.

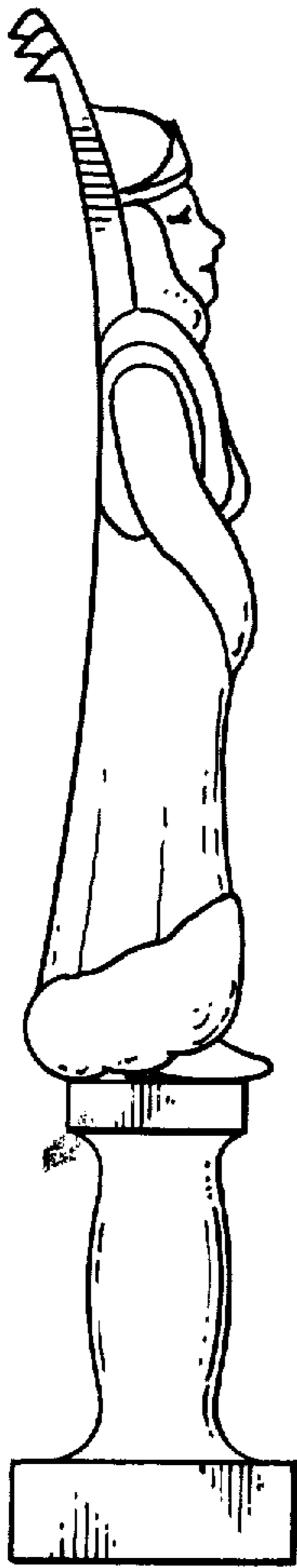


FIG. 12.

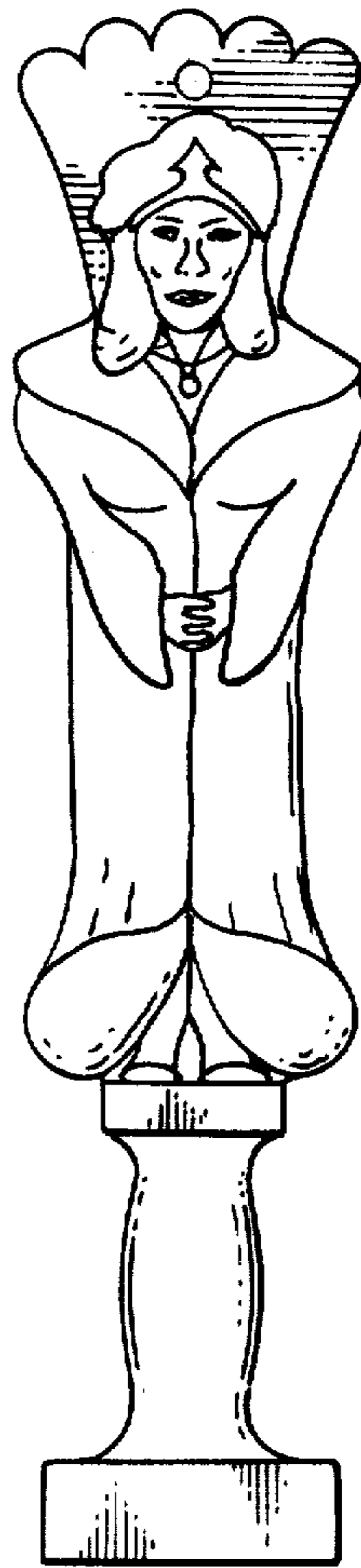


FIG. 11.