

[54] **COMBINED LOCKABLE BRACELET AND KEY THEREFOR**

[75] Inventor: **Pierre-Alain Blum**, La  
Chaux-de-Fonds, Switzerland  
[73] Assignee: **Interdica S.A.**, Villars-sur-Glane,  
Switzerland

[\*\*] Term: **14 Years**

[21] Appl. No.: **970,960**

[22] Filed: **Dec. 19, 1978**

[30] **Foreign Application Priority Data**

Jun. 19, 1978 [CH] Switzerland ..... 67104

[51] Int. Cl. .... **D11-01**

[52] U.S. Cl. .... **D11/3**

[58] Field of Search ..... **D11/1-6,**  
**D11/37, 38; 63/1 R-3, 6-11, 15.4, 4; 59/80**

[56] **References Cited**

**U.S. PATENT DOCUMENTS**

68,138 8/1867 Whitney ..... D11/4 X  
452,830 5/1891 Bowie et al. .... D11/5 X  
1,085,103 1/1914 Bonner ..... 63/4 X  
1,276,607 8/1918 Anderson ..... 59/80

1,422,819 7/1922 Blaicher ..... D11/38 X  
1,822,392 9/1931 Esterman et al. .... 63/15.4

*Primary Examiner*—Louis S. Zarfes  
*Attorney, Agent, or Firm*—Cushman, Darby & Cushman

[57] **CLAIM**

The ornamental design for a combined lockable bracelet and key therefor, as shown and described.

**DESCRIPTION**

FIG. 1 is a perspective view of a combined lockable bracelet and key therefor showing my new design;

FIG. 2 is a perspective view of the bracelet with key removed;

FIG. 3 is a front elevational view thereof; the rear being identical;

FIG. 4 is a right side elevational view thereof;

FIG. 5 is a left side elevational view thereof;

FIG. 6 is a top plan view thereof;

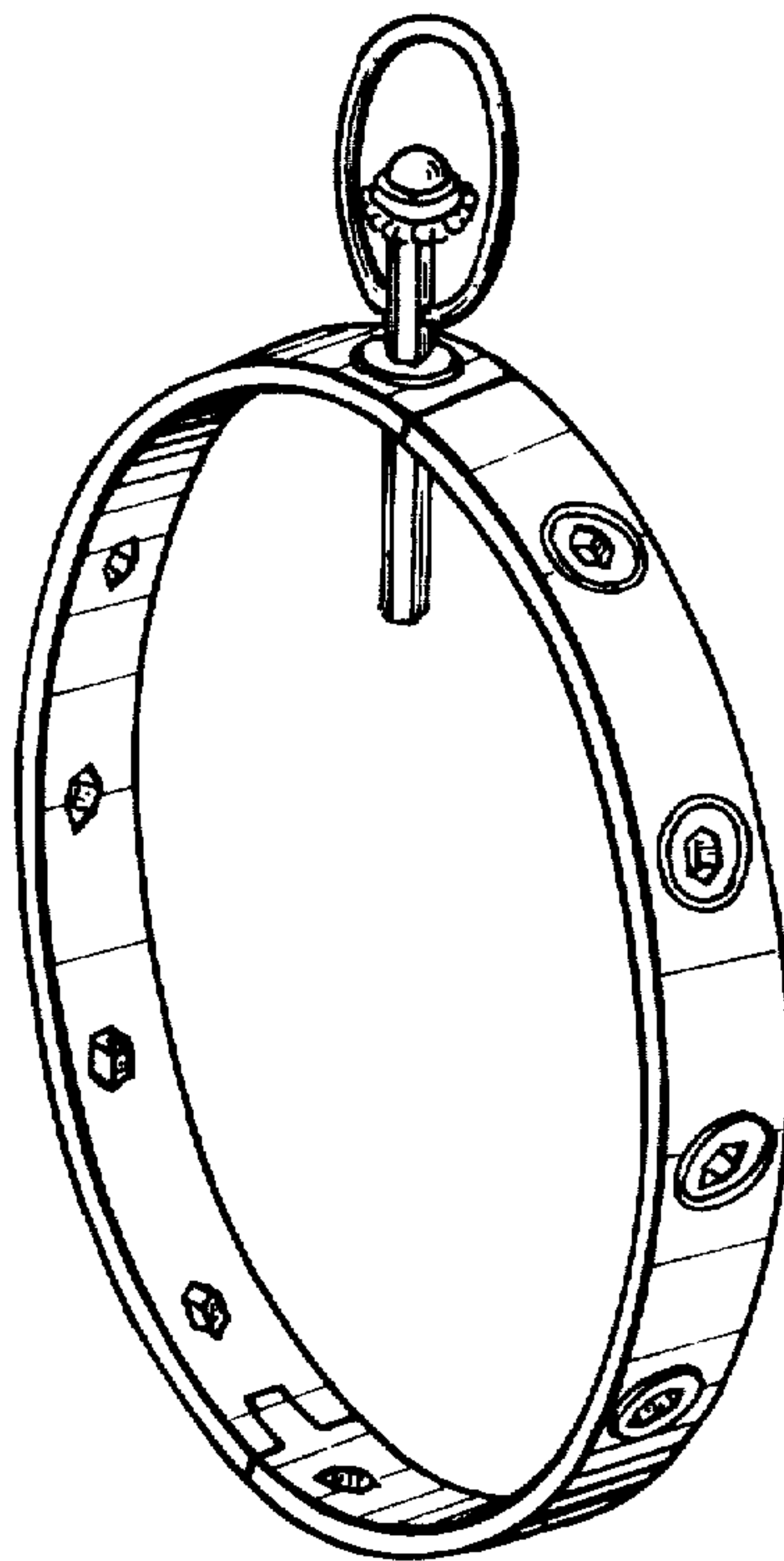
FIG. 7 is a bottom plan view thereof;

FIG. 8 is a front elevational view of the key, the rear being identical;

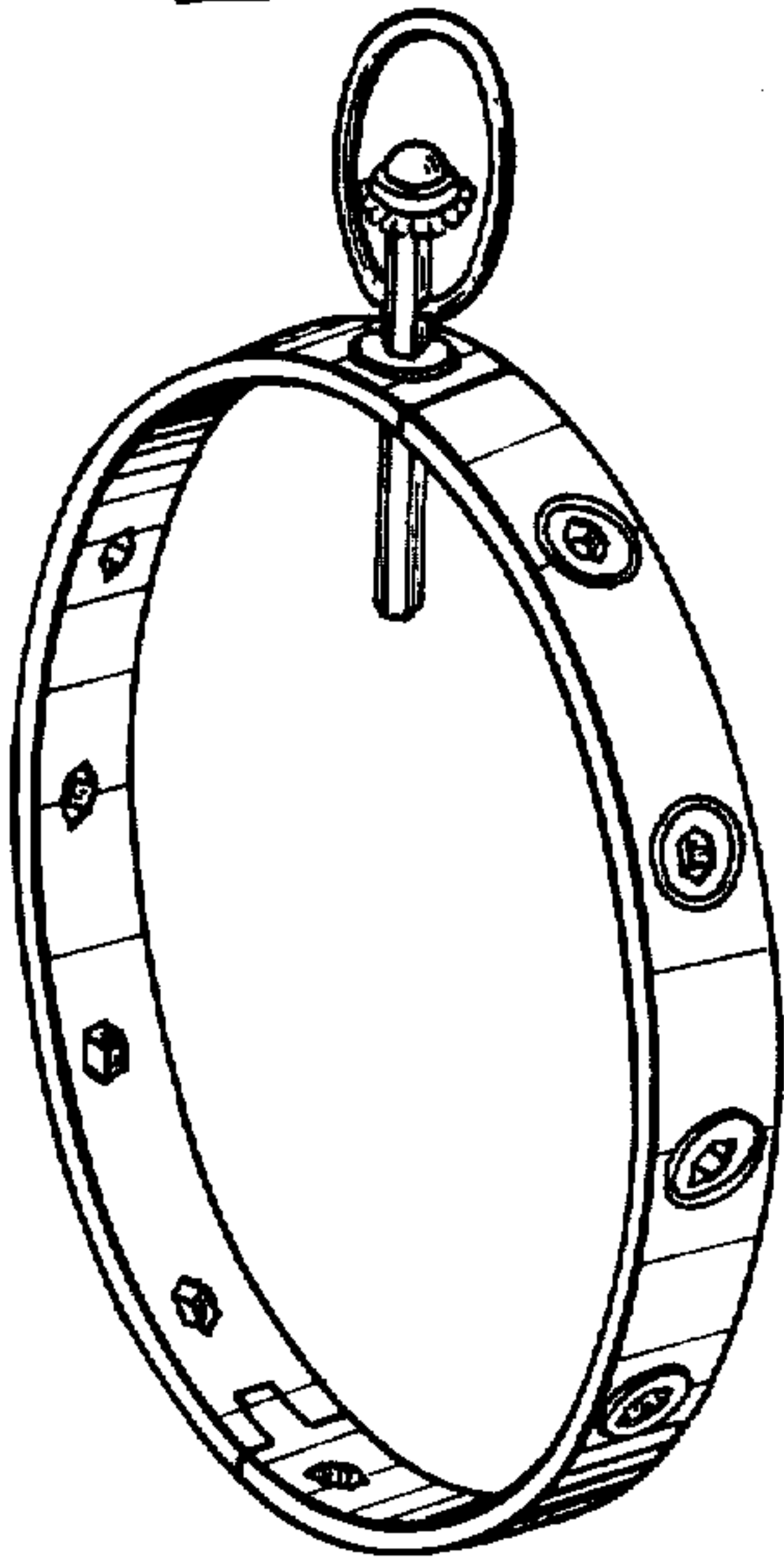
FIG. 9 is a left side elevational view thereof, the right side being identical;

FIG. 10 is a top plan view thereof;

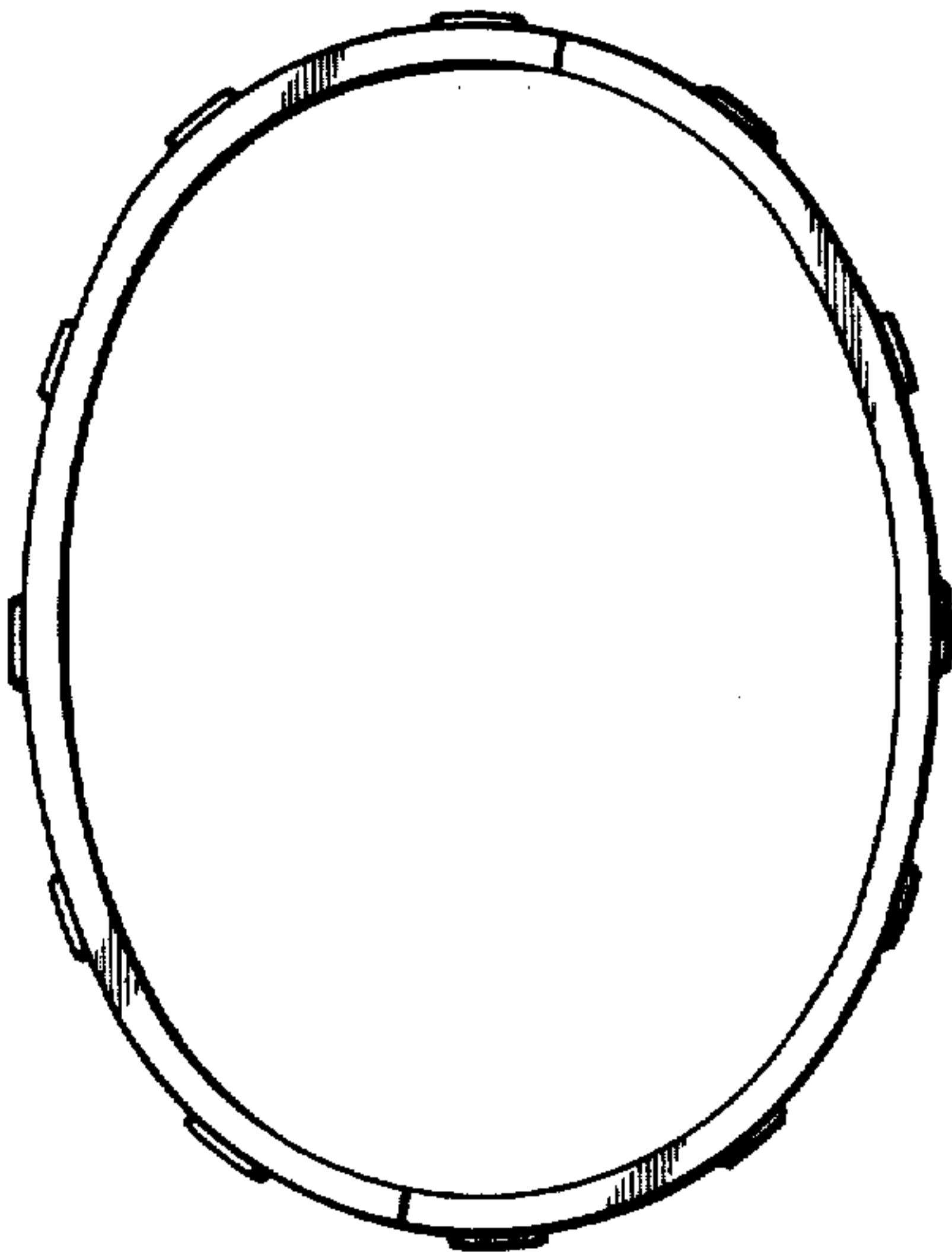
FIG. 11 is a bottom plan view thereof.



*Fig.1*



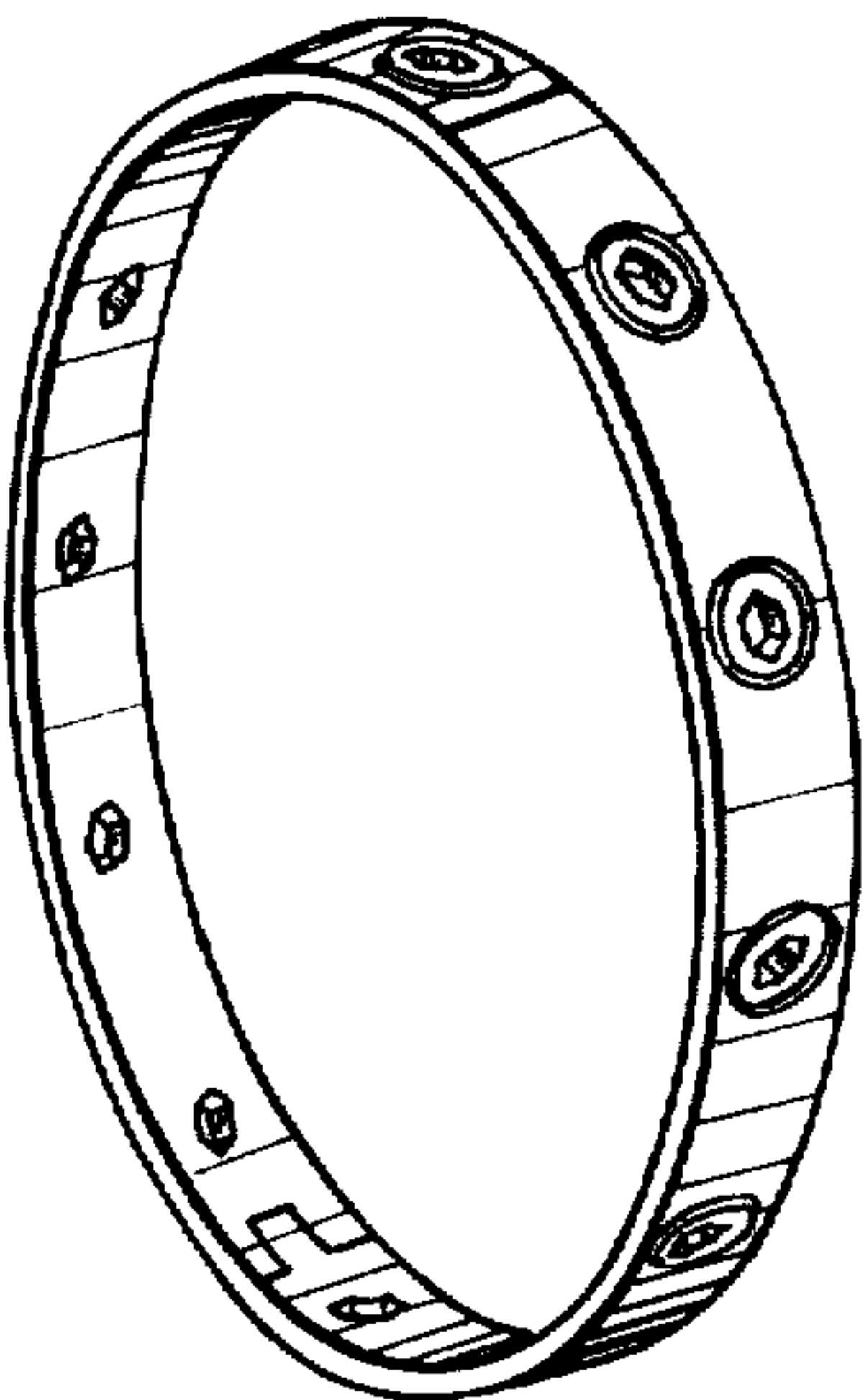
*Fig.3*



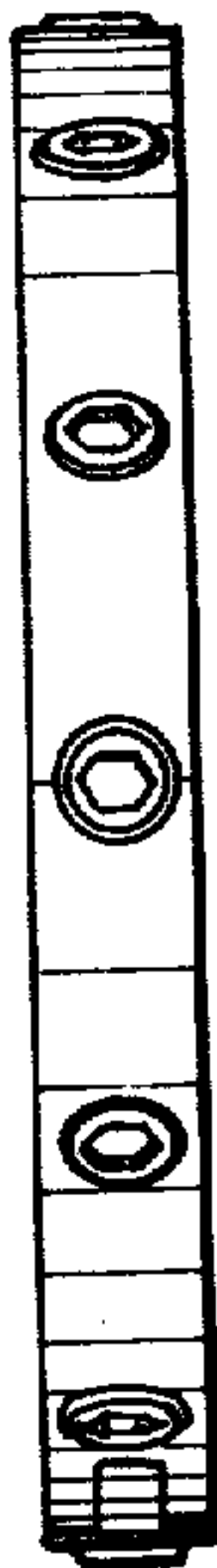
*Fig.4*



*Fig.2*



*Fig.5*



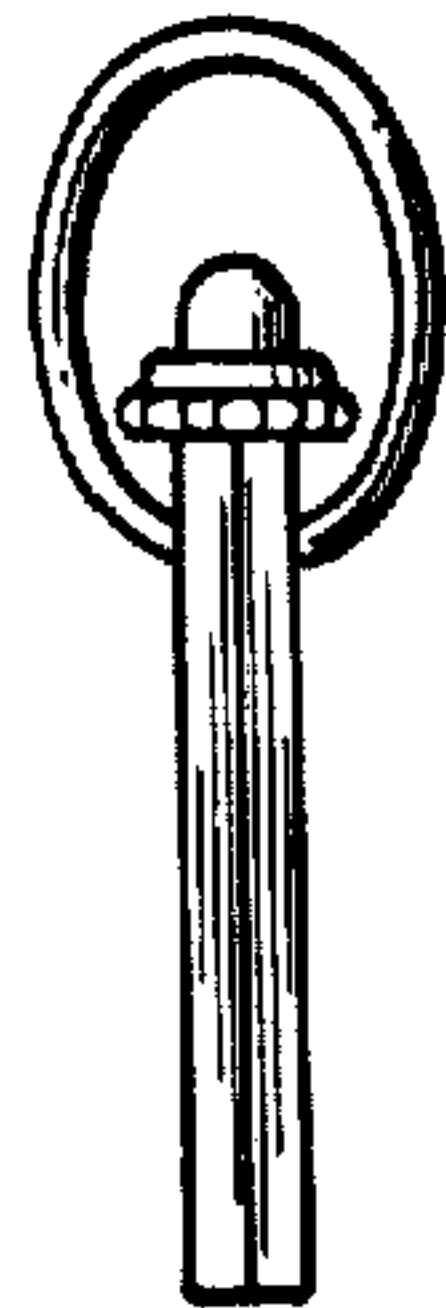
*Fig.6*



*Fig.7*



*Fig: 8*



*Fig: 9*



*Fig: 10*



*Fig: 11*

