

- [54] SEAT
- [75] Inventor: Stapleton Long, Morristown, Tenn.
- [73] Assignee: The Berkline Corporation, Morristown, Tenn.
- [\*\*] Term: 14 Years
- [21] Appl. No.: 17,363
- [22] Filed: Mar. 5, 1979
- [51] Int. Cl. .... D6-01
- [52] U.S. Cl. .... D6/71; D6/63
- [58] Field of Search .... D6/37-39, D6/47-78

References Cited

U.S. PATENT DOCUMENTS

- D. 101,565 10/1936 Tyrrell ..... D6/71
- D. 235,289 6/1975 Long ..... D6/71
- D. 248,131 6/1978 Long ..... D6/71 X

D. 253,263 10/1979 Long ..... D6/71 X


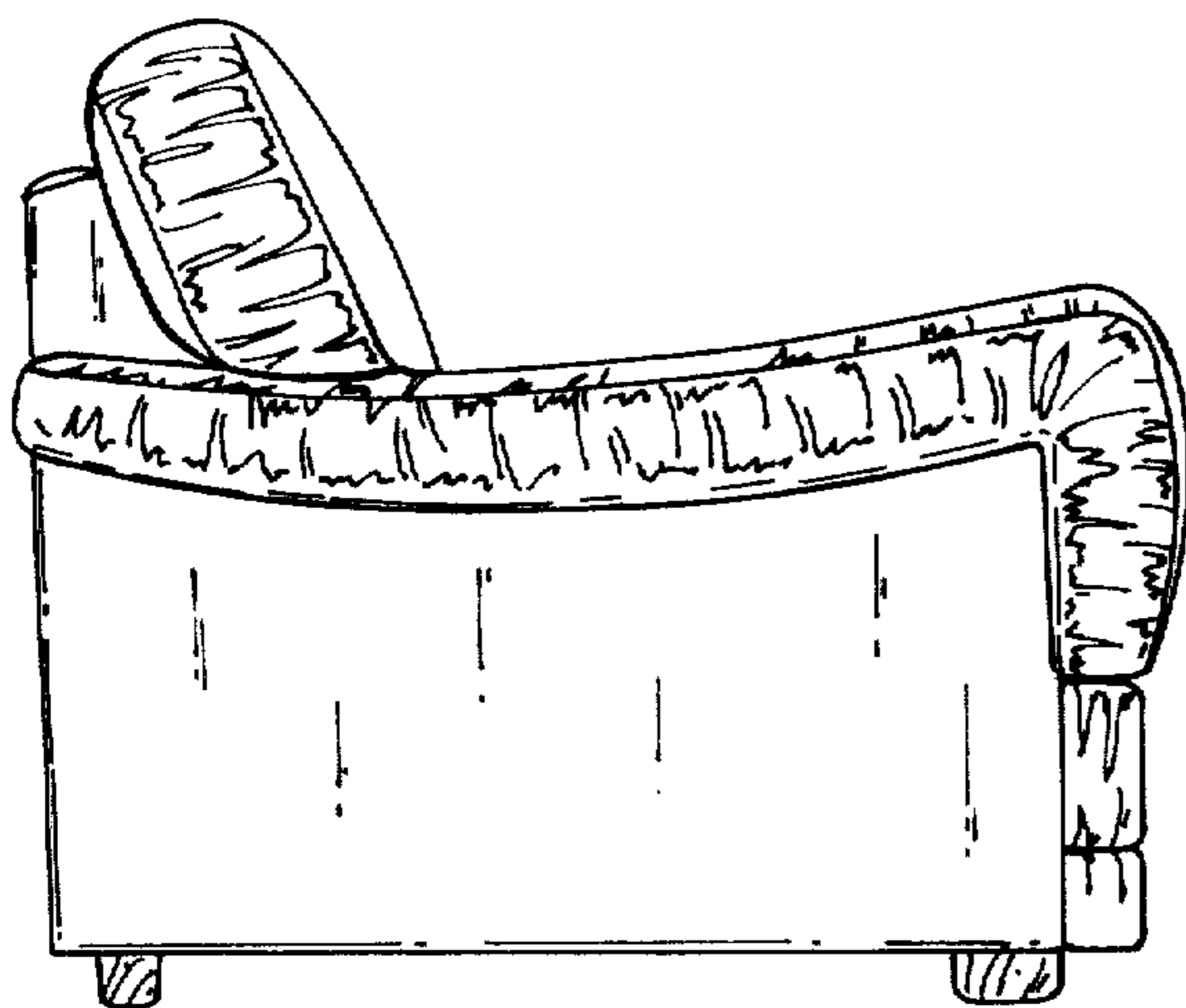
Primary Examiner—Bruce W. Dunkins  
Attorney, Agent, or Firm—David D. Kaufman

[57] CLAIM

The ornamental design for a seat, substantially as shown and described.

DESCRIPTION

FIG. 1 is a three-quarter, front perspective view of a seat showing my new design in the form of a lounge chair;  
 FIG. 2 is a rear perspective view of the lounge chair;  
 FIG. 3 is a side elevational view of the lounge chair;  
 FIG. 4 is a front perspective view of the lounge chair;  
 FIG. 5 is a three-quarter, front perspective view of a seat showing my new design in the form of a sofa;  
 FIG. 6 is a three-quarter, front perspective view of a seat showing my new design in the form of a love seat.  
 The sides of the seat not shown are mirror images of the sides shown.



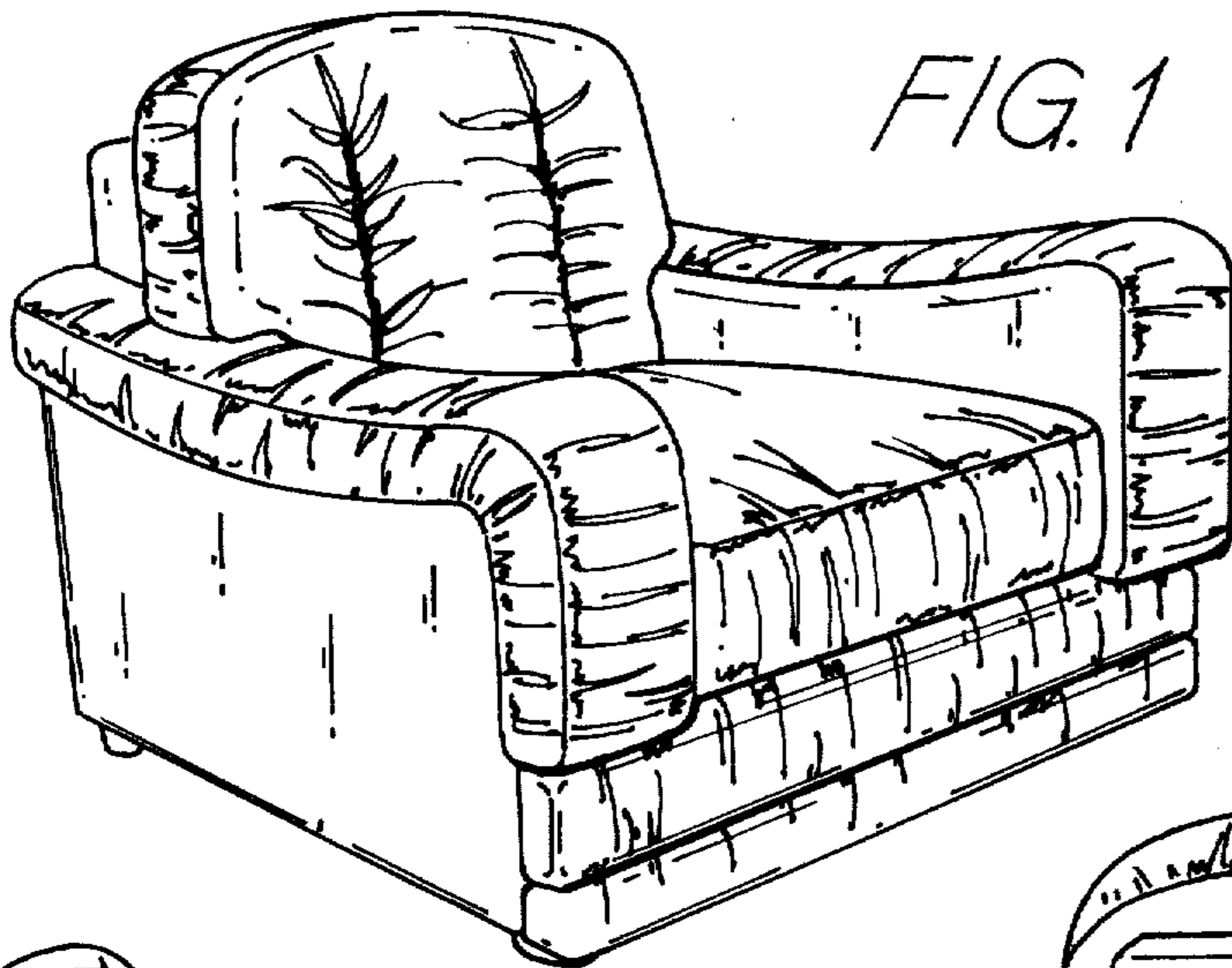


FIG. 1




FIG. 2




FIG. 3

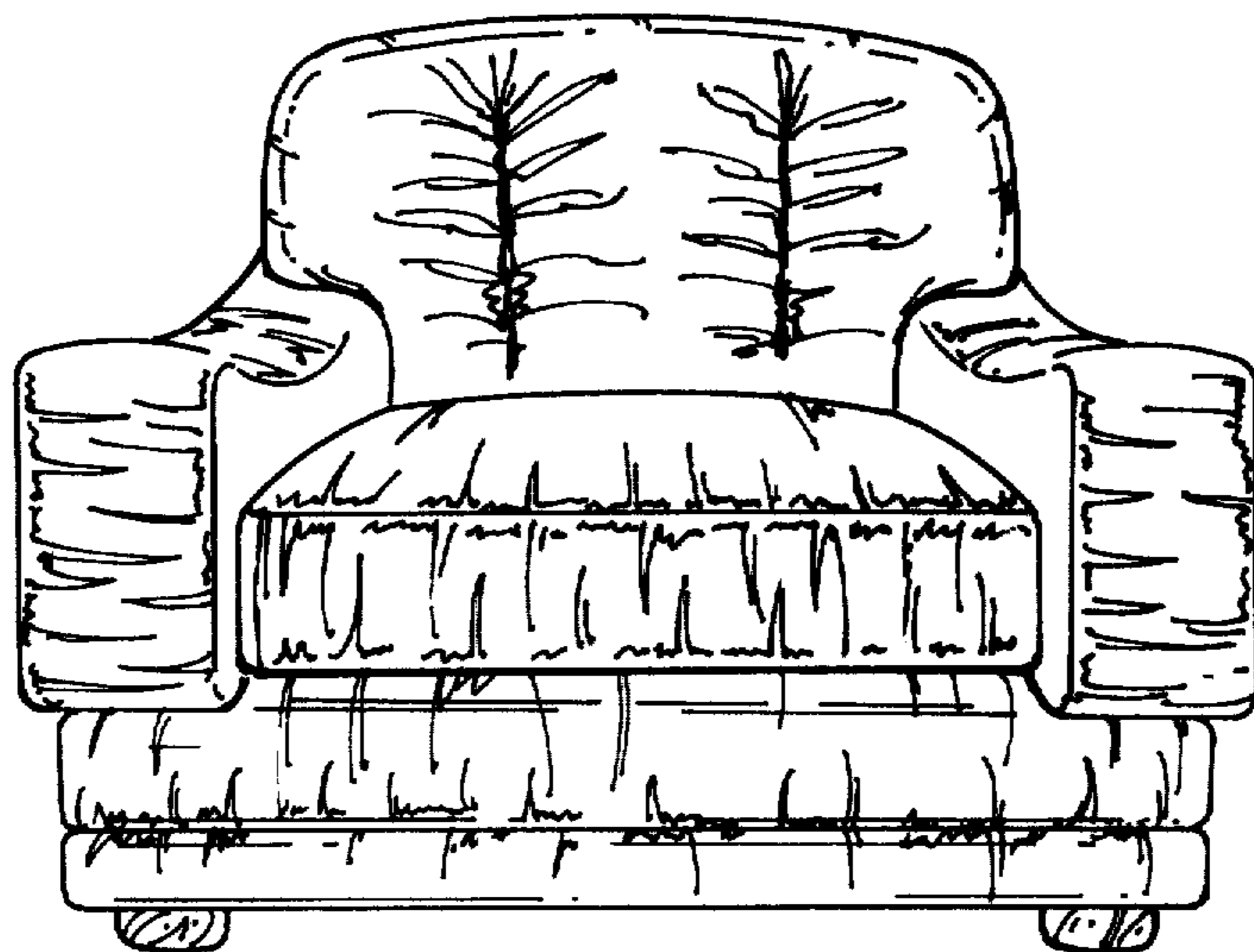


FIG. 4




FIG. 5




FIG. 6