

[54] CASING FOR AN ERASER OR THE LIKE

[75] Inventor: Gouji Sakaoka, Tokyo, Japan

[73] Assignee: Pentel Kabushiki Kaisha, Tokyo, Japan

[\*\*] Term: 14 Years

[21] Appl. No.: 74,312

[22] Filed: Sep. 11, 1979

[30] Foreign Application Priority Data

Mar. 29, 1979 [JP] Japan ..... 54-12789

[51] Int. Cl. .... D19-06

[52] U.S. Cl. .... D19/53

[58] Field of Search ..... D19/35, 53, 41, 36, D19/75, 43; D27/36, 42; 15/424, 425, 427, 431; 401/195

[56] References Cited

U.S. PATENT DOCUMENTS

D. 140,735 4/1945 Kolberg et al. .... D27/36  
D. 141,530 6/1945 Williams ..... D19/53

D. 254,677 4/1980 Burrows ..... D19/36  
578,289 3/1897 Ekholm ..... D19/53  
4,183,685 1/1980 Hofmann et al. .... D19/43

Primary Examiner—George P. Word  
Attorney, Agent, or Firm—Robert E. Burns; Emmanuel J. Lobato; Bruce L. Adams

[57] CLAIM

The ornamental design for a casing for an eraser or the like, substantially as shown and described.

DESCRIPTION

FIG. 1 is a front top perspective view of a casing for an eraser or the like showing my new design;  
FIG. 2 is a front elevational view thereof, the rear side being the same in appearance as the side shown;  
FIG. 3 is a right side elevational view thereof, the left side being the same in appearance as the side shown;  
FIG. 4 is a top plan view thereof;  
FIG. 5 is a bottom plan view thereof;  
FIG. 6 is an exploded front elevational view thereof; and  
FIG. 7 is an exploded right side elevational view thereof.

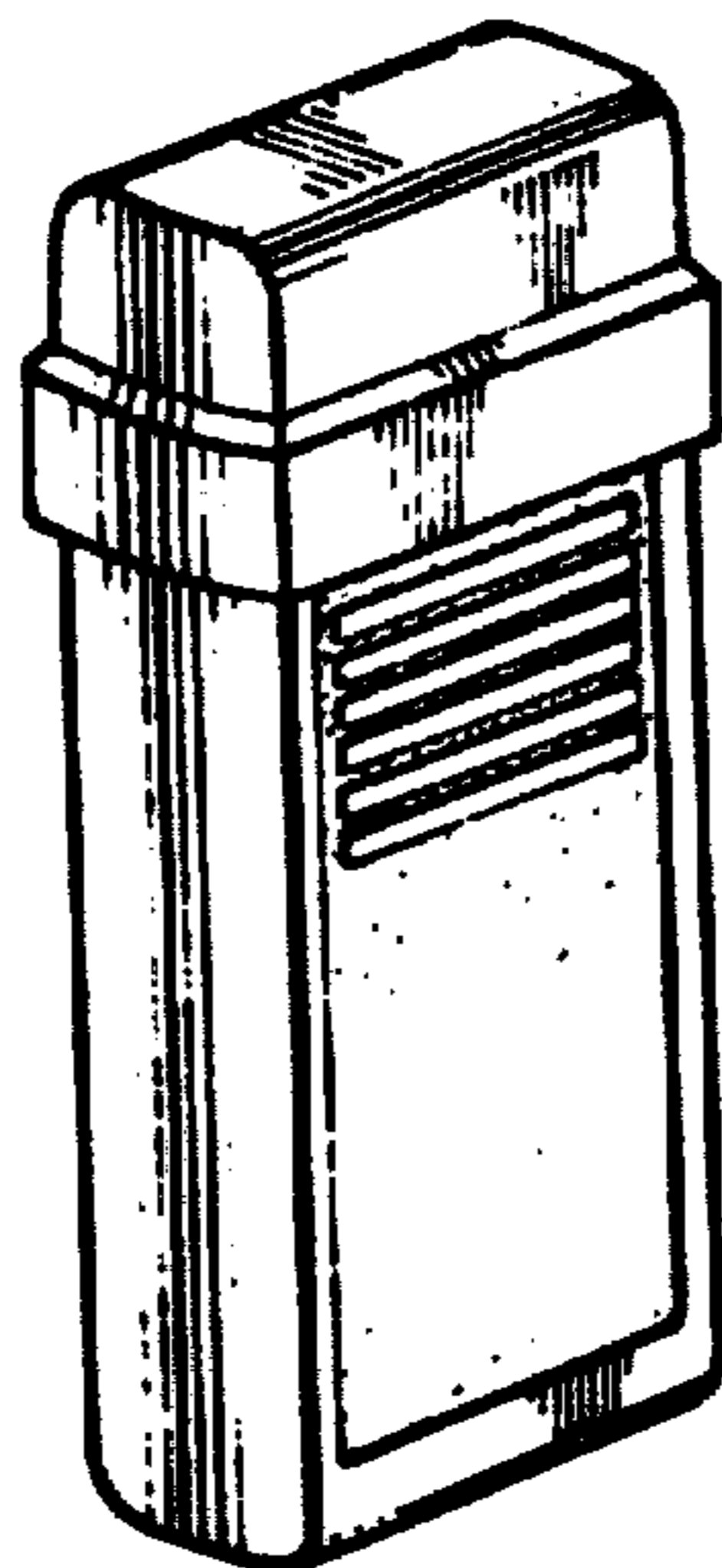


FIG. 1

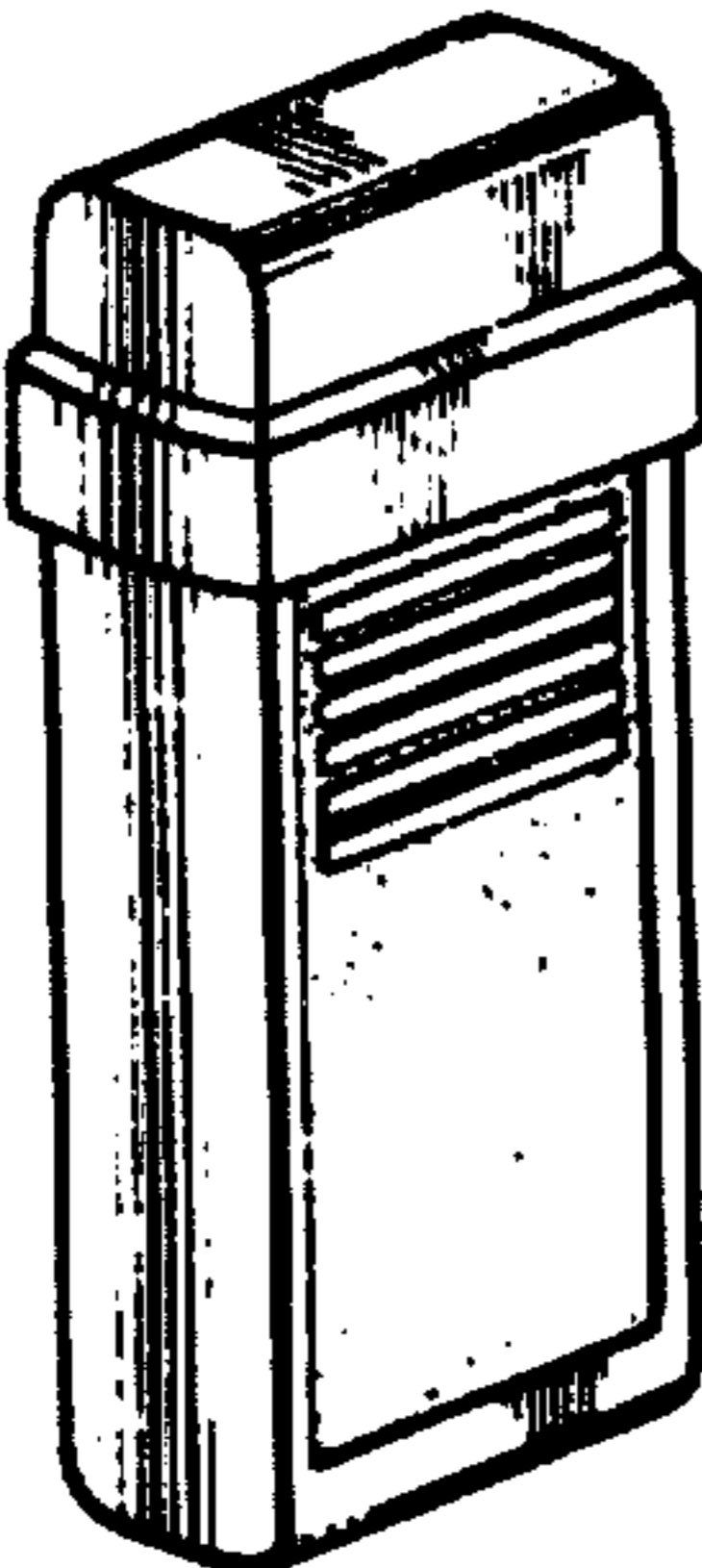


FIG. 4



FIG. 2




FIG. 3



FIG. 5



FIG. 6




FIG. 7

