

[54] RADIO RECEIVER

[75] Inventors: Teruyuki Nishimoto, Hirakata; Kunio Hoshino, Katano; Kikuo Ohta, Ikoma; Benito Mishiro, Sakai; Katsutoshi Kido, Kyoto; Kanji Kosugi, Hirakata, all of Japan

[73] Assignee: Matsushita Electric Industrial Co., Ltd., Kadoma, Japan

[\*\*] Term: 14 Years

[21] Appl. No.: 97,939

[22] Filed: Nov. 27, 1979

[51] Int. Cl. .... D14-03

[52] U.S. Cl. .... D14/70

[58] Field of Search ..... D14/1, 5, 6, 68, 70, D14/71-76, 99

[56]

References Cited

U.S. PATENT DOCUMENTS

D. 180,742 8/1957 Mason ..... D14/70  
D. 256,359 8/1980 Taguchi et al. .... D14/70

OTHER PUBLICATIONS

Panasonic Consumer Electronics Brochure, p. 30, Item #RF-933.

Evans '78 Cat., ©'77, p. 260-x, Item "B", Cartridge Player.

W. Bell & Co., '79 Cat., ©'78, p. 277, Item "E".

Primary Examiner—Jane E. Corrigan

Attorney, Agent, or Firm—Stevens, Davis, Miller & Mosher

[57]

CLAIM

The ornamental design for a radio receiver, as shown.

DESCRIPTION

FIG. 1 is a front and right side perspective view of a radio receiver showing our new design;

FIG. 2 is a rear, bottom and left side perspective view thereof; and

FIG. 3 is a top plan view thereof.




FIG. 1




FIG. 2

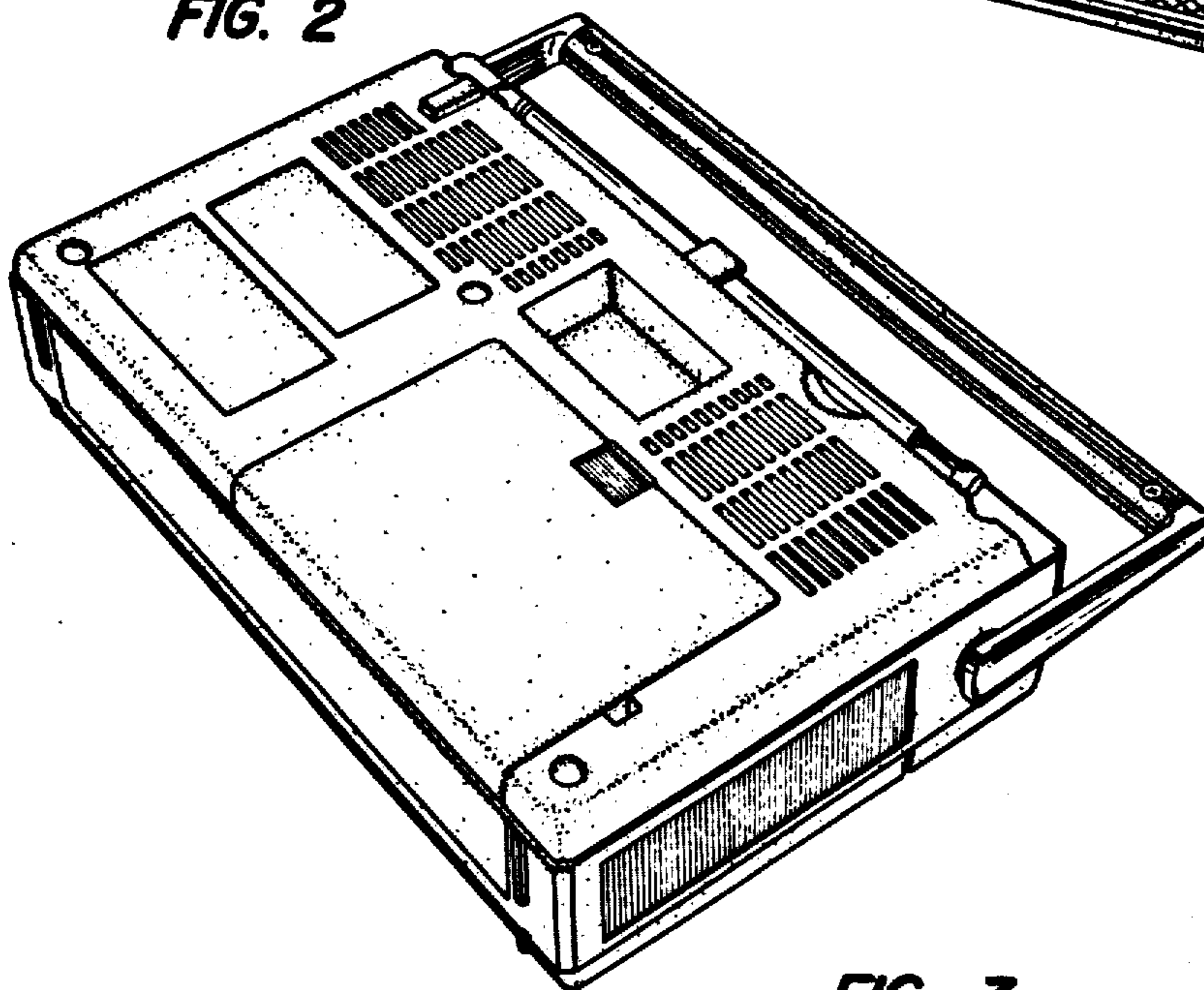


FIG. 3

