

[54] WALL OR PARTITION HUNG COAT HOOK

[75] Inventor: Donald A. DeMars, Canoga Park, Calif.

[73] Assignee: LeRoy M. Lefkowitz, Van Nuys, Calif.

[**] Term: 14 Years

[21] Appl. No.: 965,445

[22] Filed: Nov. 30, 1978

[51] Int. Cl. D8-08

[52] U.S. Cl. D8/367; D8/373

[58] Field of Search D20/41-44; D8/354, 367, 373, 371, 380; D6/97; 248/301, 304, 214, 307; 211/86, 87, 88, 90; 40/322

[56] References Cited

U.S. PATENT DOCUMENTS

D. 238,412	1/1976	DeMars	D20/44
D. 238,461	1/1976	Bauman	D6/97
2,677,585	5/1954	La Voy	211/86 X
2,952,365	9/1960	Suprowich	211/86

Primary Examiner—Peter Feldman
Attorney, Agent, or Firm—Cislo & O'Reilly

[57] CLAIM

The ornamental design for a wall or partition hung coat hook, as shown and described.

DESCRIPTION

FIG. 1 is a perspective view of a wall or partition hung coat hook showing my new design, the wall or partition being shown in broken lines for illustrative purposes only;

FIG. 2 is an enlarged front, right side, top perspective view thereof;


FIG. 3 is a front elevational view thereof;

FIG. 4 is a right side elevational view thereof, the opposite view being a mirror image of the side shown;

FIG. 5 is a top view thereof;

FIG. 6 is a bottom view thereof;

FIGS. 7, 8 and 9 are second, third, and fourth embodiments of FIG. 2 wherein the bracket or partition retaining portions are of varying widths to accommodate various partition widths.






Fig. 1.




Fig. 2.



Fig. 3.




Fig. 4.




Fig. 5.




Fig. 6.

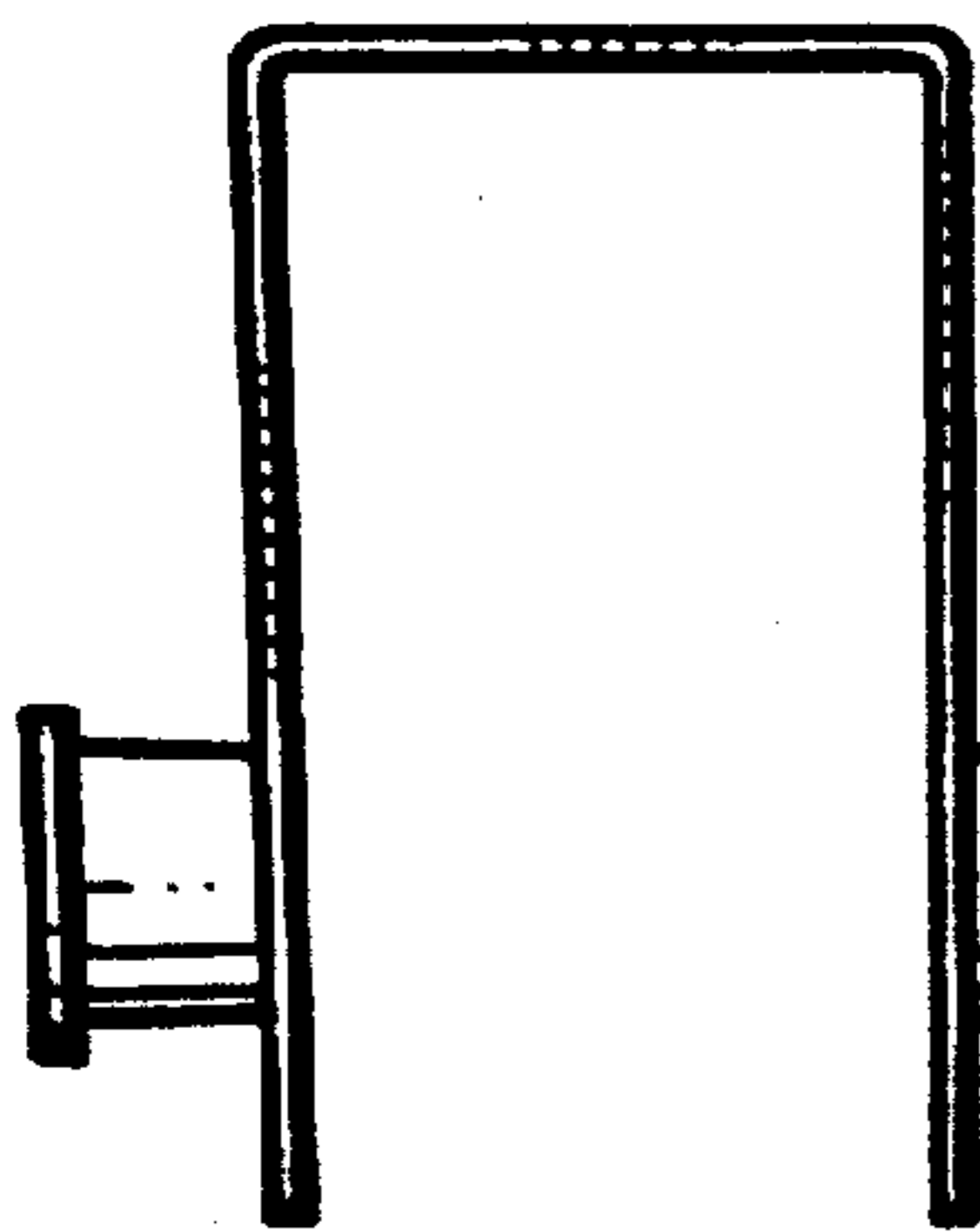


Fig. 7.




Fig. 8.

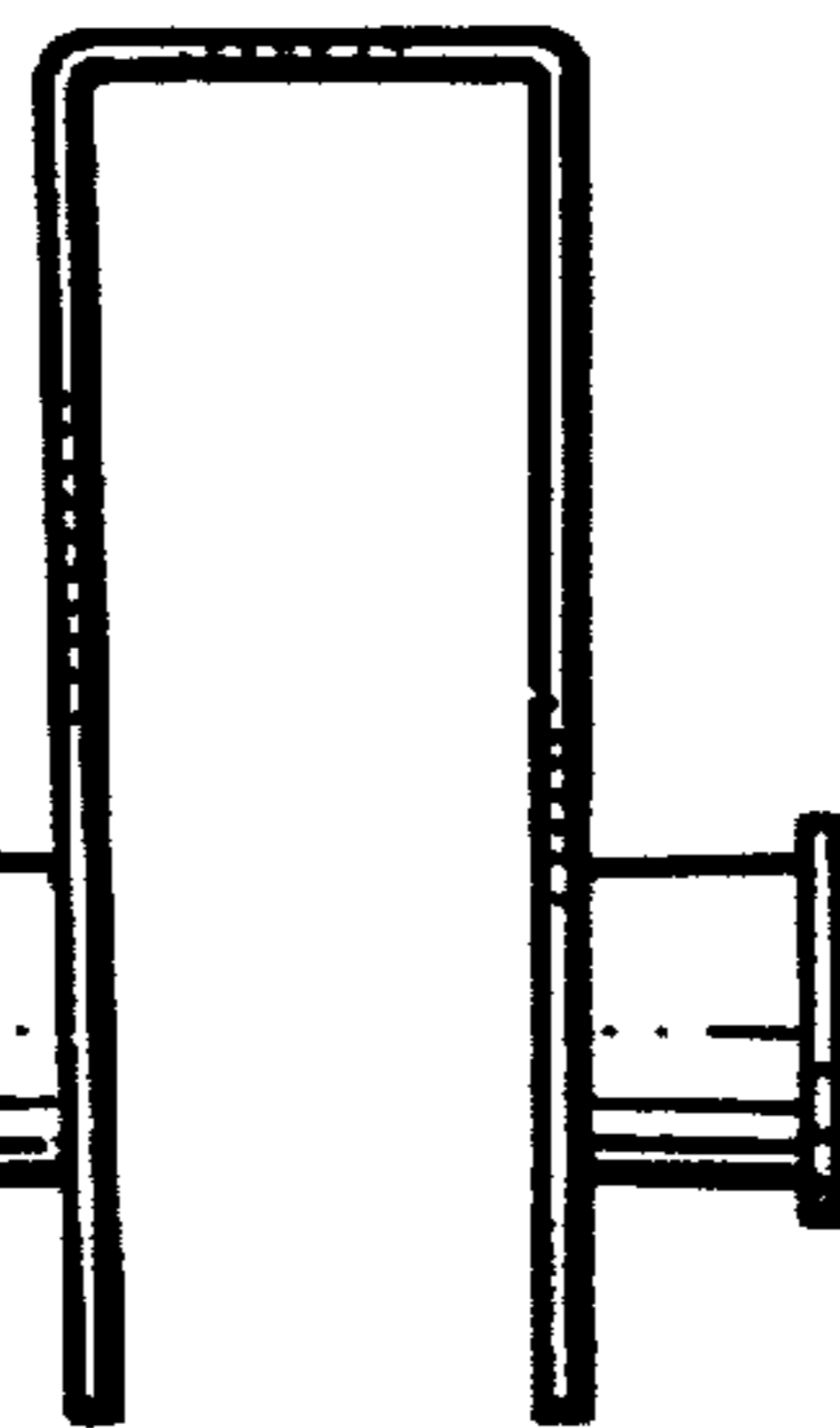


Fig. 9.