

**[54] COMBINED LOCKING PLIERS CLAMP**

**[76] Inventor:** Gregory J. Knaus, Rte. 1, Box 1858, Wetmore, Tex. 78163

**[\*\*] Term:** 14 Years

**[21] Appl. No.:** 26,006

**[22] Filed:** Apr. 2, 1979

**[51] Int. Cl. .... D8-05**

**[52] U.S. Cl. .... D8/55; D8/52; D8/71; D8/72; D8/74; 7/127**

**[58] Field of Search .... D8/72, 71, 105, 52, D8/55, 56, 21-29, 74; 7/127-129, 138.9; 81/5.1**

**[56] References Cited**

**U.S. PATENT DOCUMENTS**

29,620	8/1860	Ripley .....	81/173
D. 56,979	1/1921	Larson .....	7/139
79,100	6/1868	Beau .....	7/127
603,305	5/1898	Weiss .....	7/142

965,198	7/1910	Kinsel et al. ....	81/300
1,282,532	10/1918	Bochenek .....	7/139
1,320,103	10/1919	Swickard .....	7/138
1,345,035	6/1920	Swickard .....	7/138
3,718,327	2/1973	Nunez .....	D8/74
3,744,069	7/1973	Grebow .....	7/127
3,859,874	1/1975	Joeckel .....	81/5.1 R
3,907,269	9/1975	Baker .....	81/5.1 R

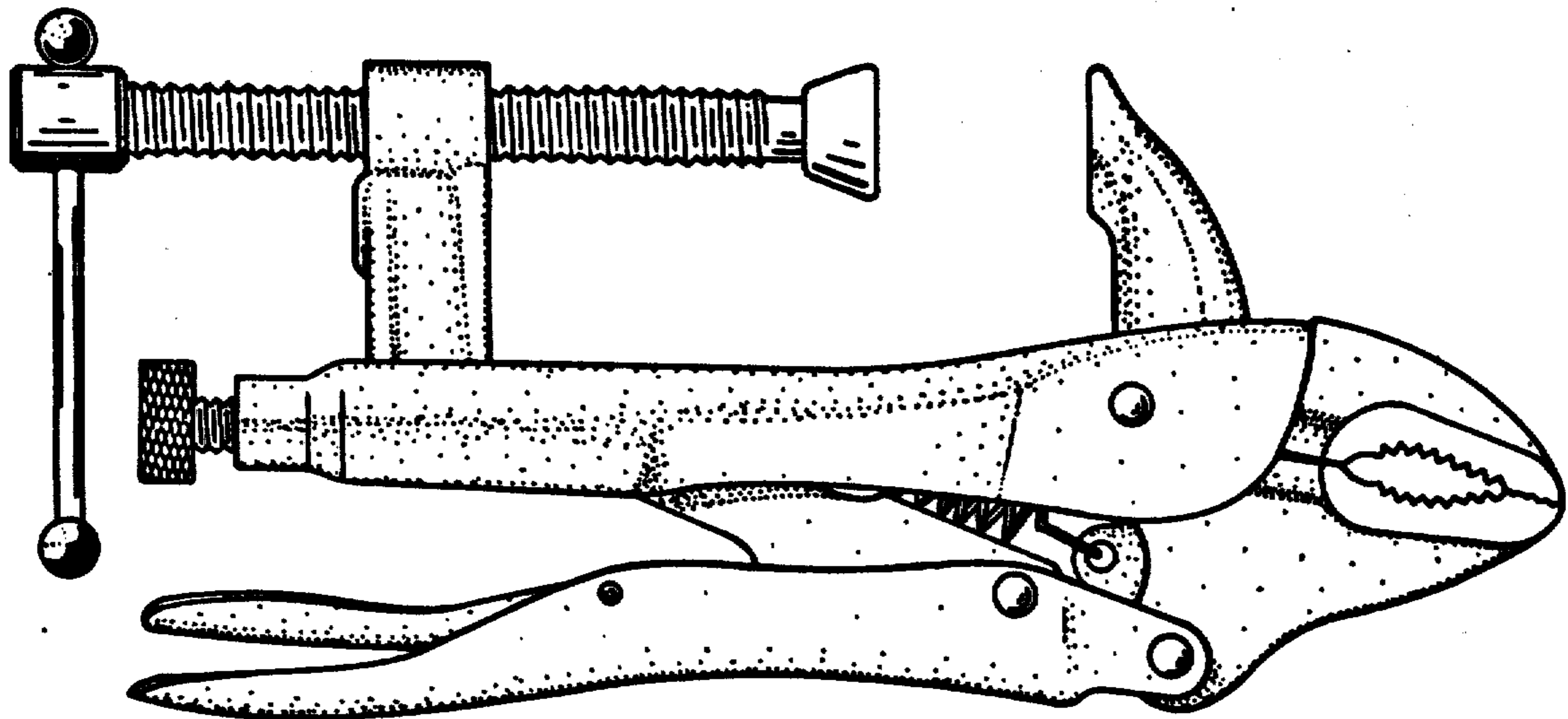
*Primary Examiner—Veronica O'Keefe*  
*Attorney, Agent, or Firm—Gale R. Peterson*

**[57] CLAIM**

The ornamental design for a combined locking pliers clamp, as shown.

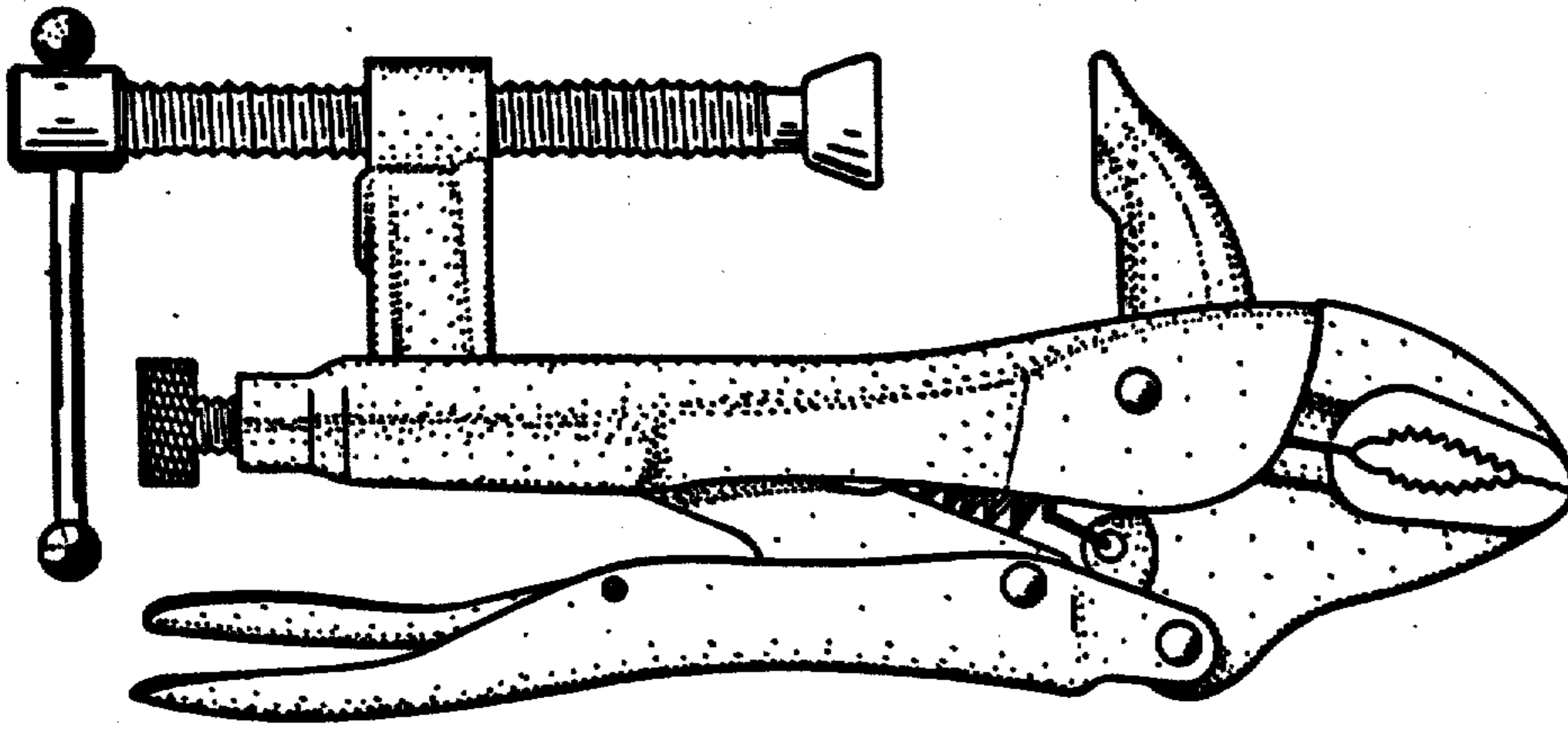
**DESCRIPTION**

FIG. 1 is a top view of the locking pliers clamp.  
FIG. 2 is a right side view thereof.  
FIG. 3 is a right end view thereof.  
FIG. 4 is a bottom view thereof.  
FIG. 5 is a left side view thereof.  
FIG. 6 is a bottom view thereof.





**FIG. 1**



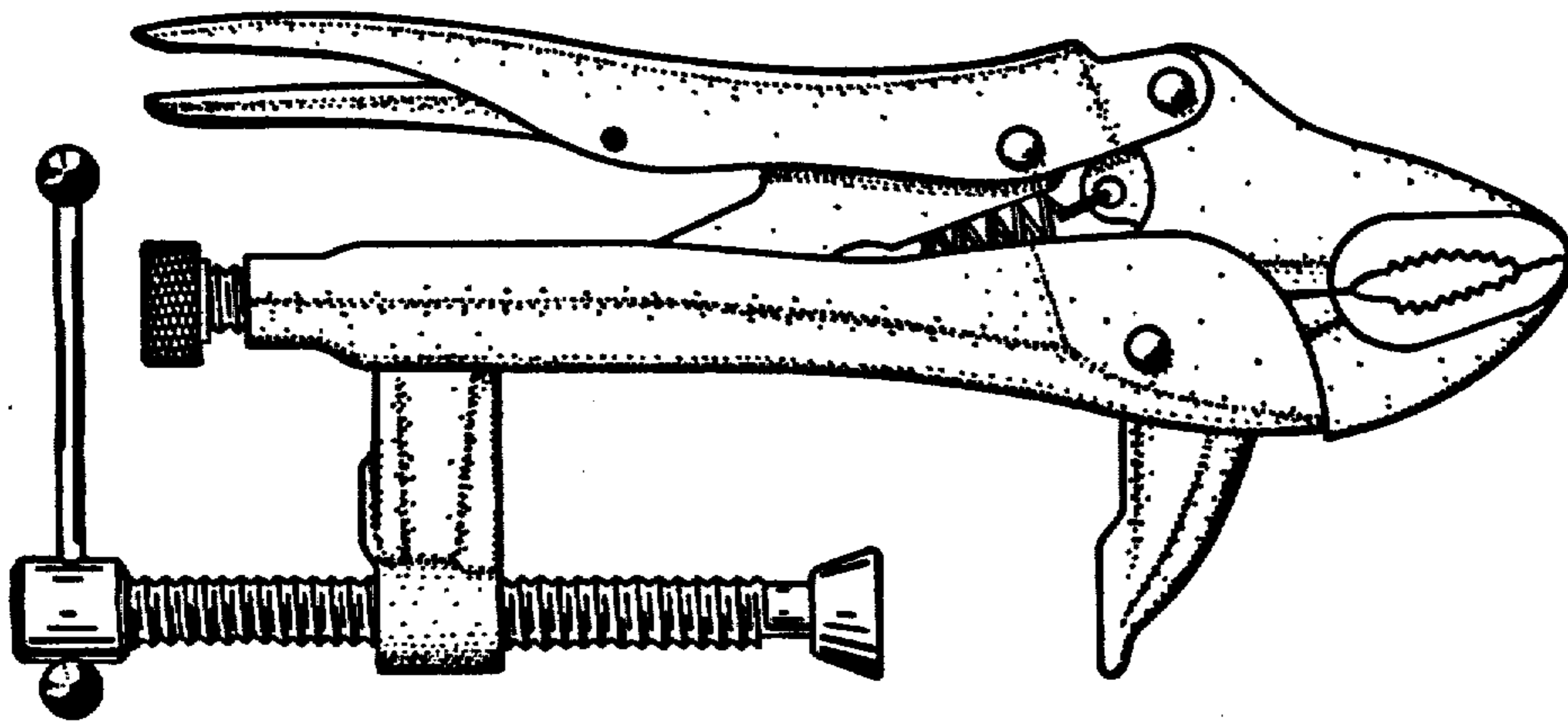
**FIG. 2**



**FIG. 3**



**FIG. 4**



**FIG. 5**



**FIG. 6**