

[54] STAND FOR DRINKING GLASSES

[76] Inventor: Sidney J. E. Turcotte, Jr., 115 Main St. E., Hamilton, Ontario, Canada, L8N 1G5

[**] Term: 14 Years

[21] Appl. No.: 62,182

[22] Filed: Jul. 30, 1979

[51] Int. Cl. D07-99

[52] U.S. Cl. D7/71; D7/38

[58] Field of Search D9/184, 189, 187; D7/71, 52, 38, 58, 37, 130; 206/562

[56] References Cited

U.S. PATENT DOCUMENTS

D. 64,912	6/1924	McCorkell	D7/37
D. 91,555	2/1934	Dulany	D7/55
D. 122,774	10/1940	Frederick	D7/38 X
D. 241,905	10/1976	Epperson	D3/69
D. 248,713	8/1978	Dedrick	D7/71 X

FOREIGN PATENT DOCUMENTS

434473	9/1926	Fed. Rep. of Germany	206/562
209238	1/1924	United Kingdom	D7/71 X

Primary Examiner—Winifred E. Herrmann
Attorney, Agent, or Firm—George H. Riches and Associates

[57] CLAIM

The ornamental design for a stand for drinking glasses, substantially as shown and described.

DESCRIPTION

FIG. 1 is a front perspective view of a stand for drinking glasses showing my new design;
 FIG. 2 is a top view thereof;
 FIG. 3 is a side elevational view thereof, the opposite side being a mirror image of the side shown therein;
 FIG. 4 is an end view thereof, the opposite end being a mirror image of the end shown therein;
 FIG. 5 is a front perspective view of a stand for drinking glasses showing a modification of my new design;
 FIG. 6 is a top view of FIG. 5;
 FIG. 7 is a side elevational view of FIG. 5, the opposite side being a mirror image of the side shown therein;
 FIG. 8 is an end view of FIG. 5, the opposite end being a mirror image of the end shown therein;
 FIG. 9 is a front perspective view of a stand for drinking glasses showing another modification of my new design;
 FIG. 10 is a top view of FIG. 9;
 FIG. 11 is a side elevational view of FIG. 9, the opposite side being a mirror image of the side shown therein; and
 FIG. 12 is an end view of FIG. 9, the opposite end being a mirror image of the end shown therein.
 The bottom is plane and unornamented.

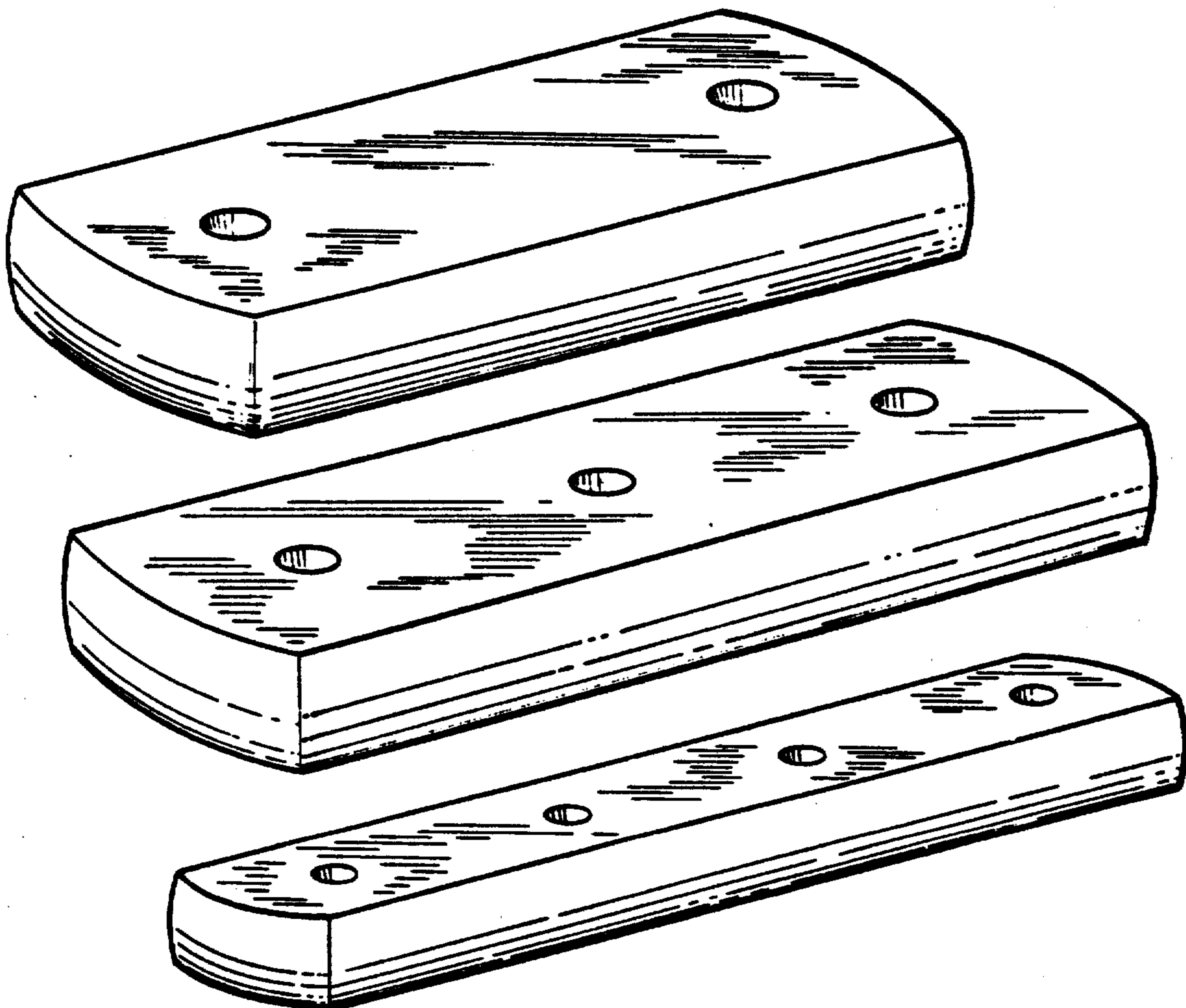


FIG.1.

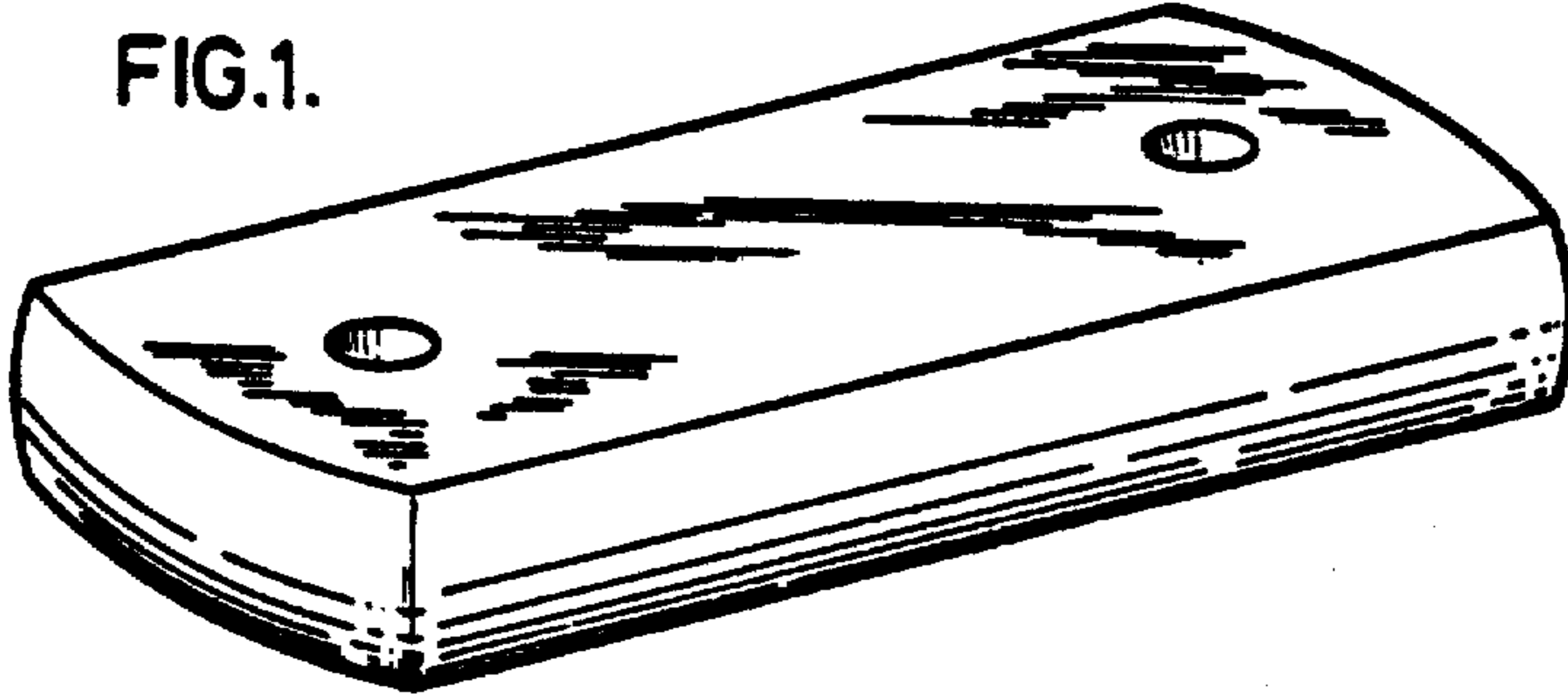


FIG.2.



FIG.3.




FIG.4.




FIG. 5.

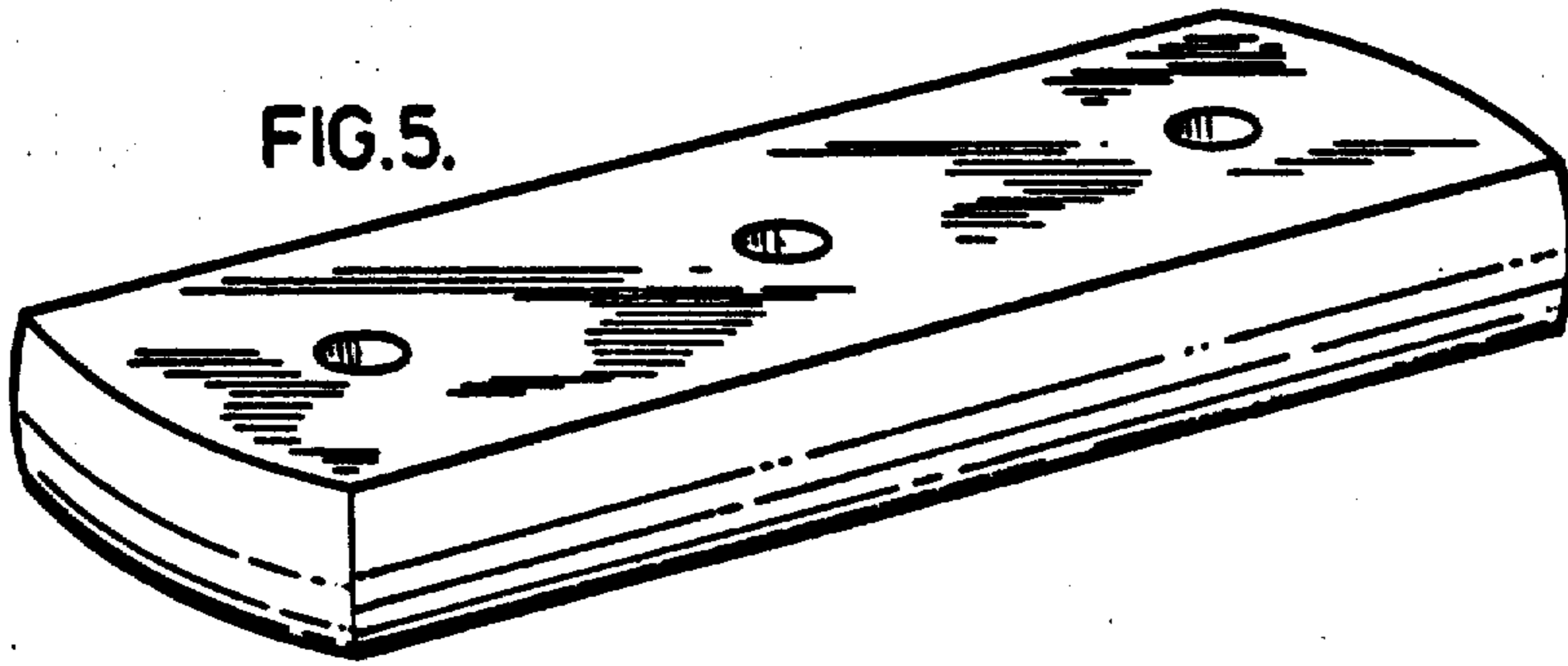


FIG. 6.

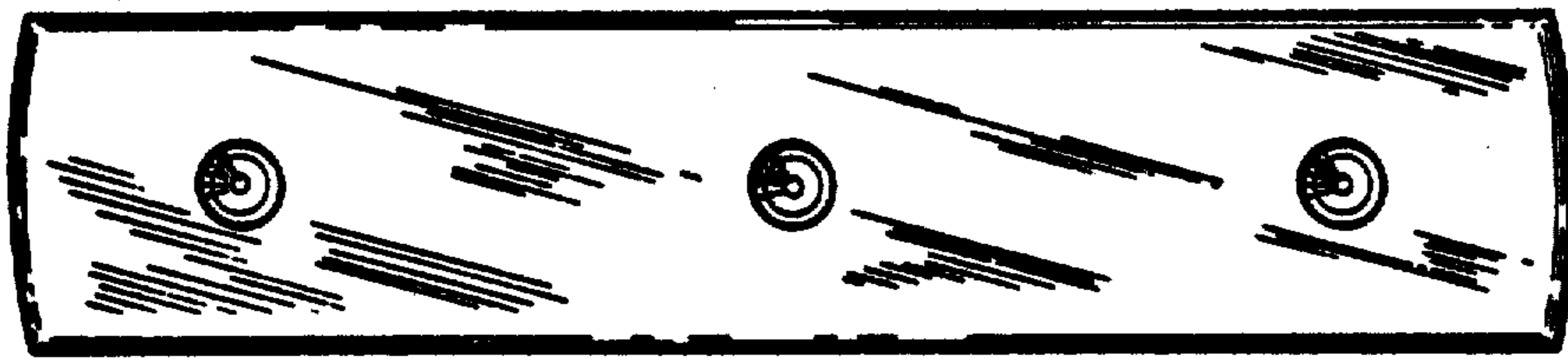


FIG. 7.




FIG. 8.




FIG.9.

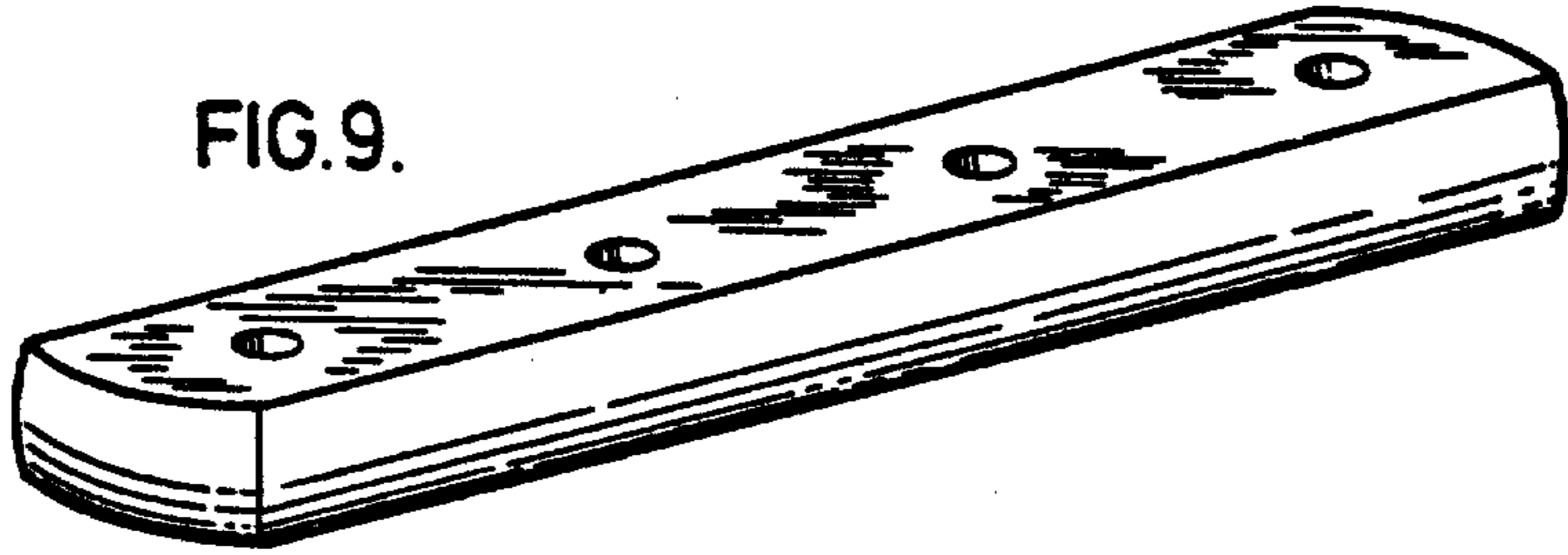


FIG.10.




FIG.11.




FIG.12.

