

[54] CASSETTE CARRYING CASE

[75] Inventors: Pasquale L. Pepicelli, Jr.,  
Chelmsford, Mass.; David Roche,  
Nashua, N.H.; Gregory Mathus,  
Concord; Alan B. Lowry, Canton,  
both of Mass.

[73] Assignee: Data Packaging Corporation,  
Cambridge, Mass.

[\*\*] Term: 14 Years

[21] Appl. No.: 37,489

[22] Filed: Jun. 20, 1979

[51] Int. Cl. .... D3-02  
[52] U.S. Cl. .... D3/35; D3/73  
[58] Field of Search ..... D3/30, 35, 73, 76;  
206/387; 190/41 R, 48, 57

[56]

References Cited

U.S. PATENT DOCUMENTS

D. 211,143	5/1968	Lawson .....	D3/73
D. 232,231	7/1974	Langieri .....	D3/73
D. 235,036	4/1975	Kuramochi .....	D3/73
D. 236,291	8/1975	Schurman .....	D3/35
4,164,309	8/1979	Staats .....	D3/73

Primary Examiner—George P. Word  
Attorney, Agent, or Firm—Wolf, Greenfield & Sacks

[57]

CLAIM

The ornamental design for a cassette carrying case, as shown and described.

DESCRIPTION

FIG. 1 is a perspective view of a cassette carrying case showing our new design;

FIG. 2 is a front elevational view thereof;


FIG. 3 is a rear elevational view thereof;

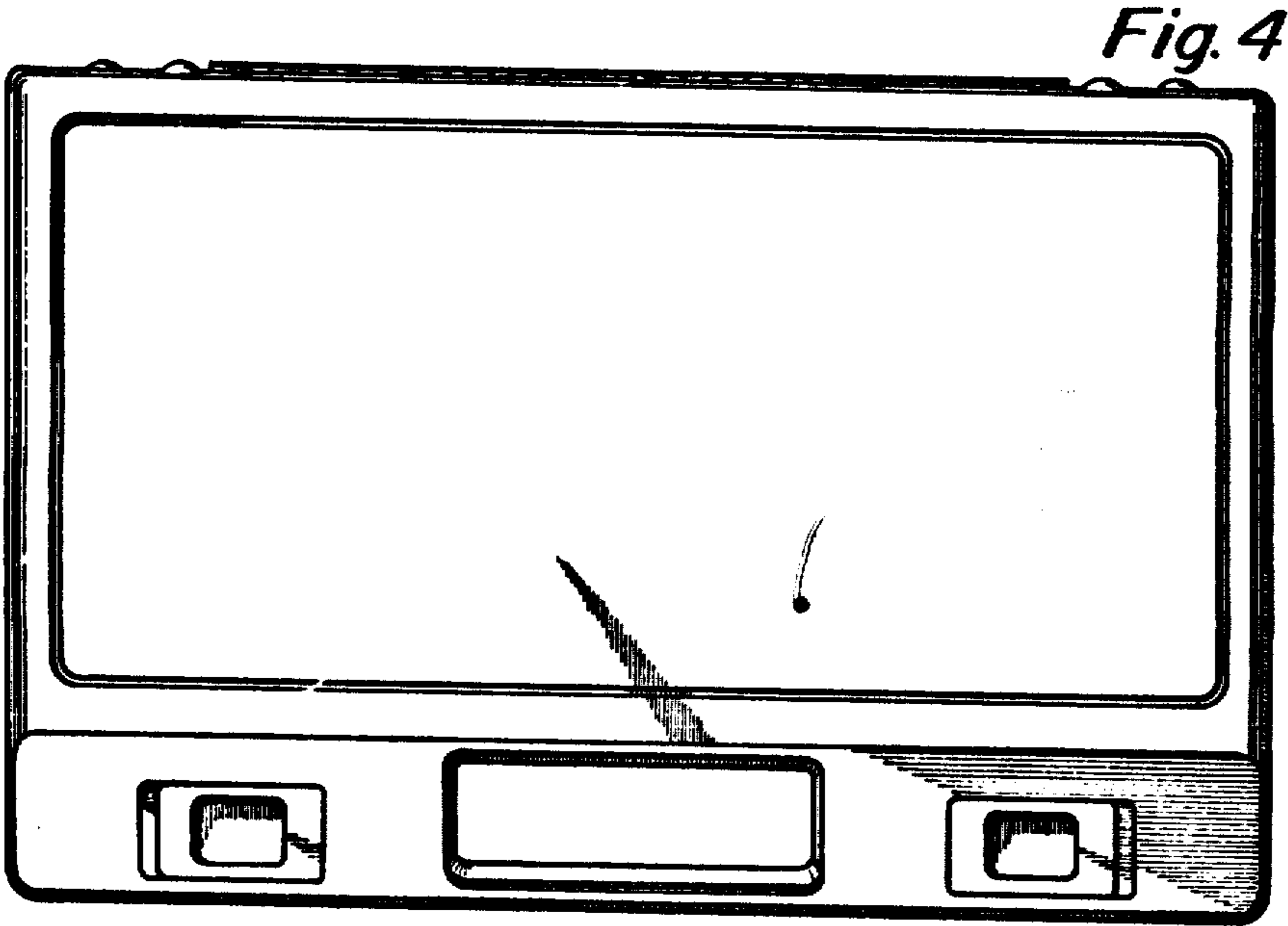
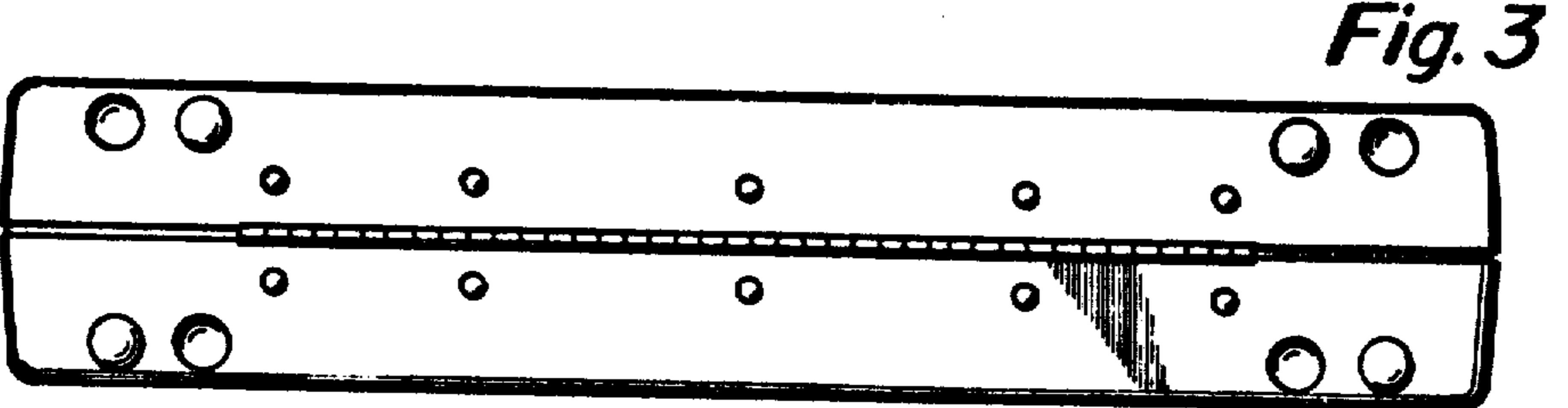
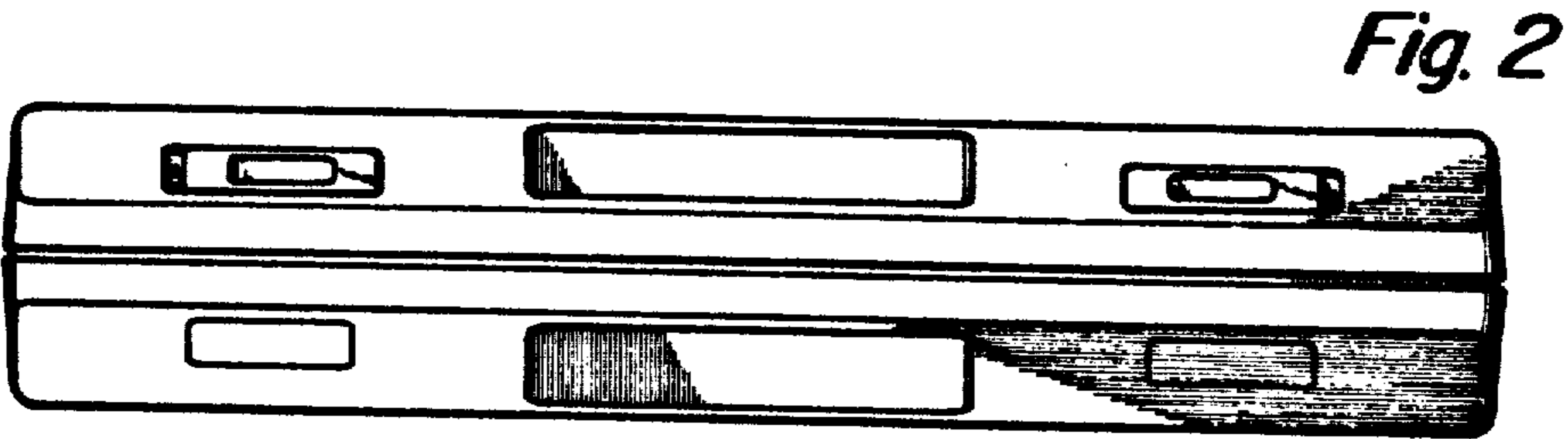

FIG. 4 is a top plan view thereof;

FIG. 5 is a left end elevational view thereof; and

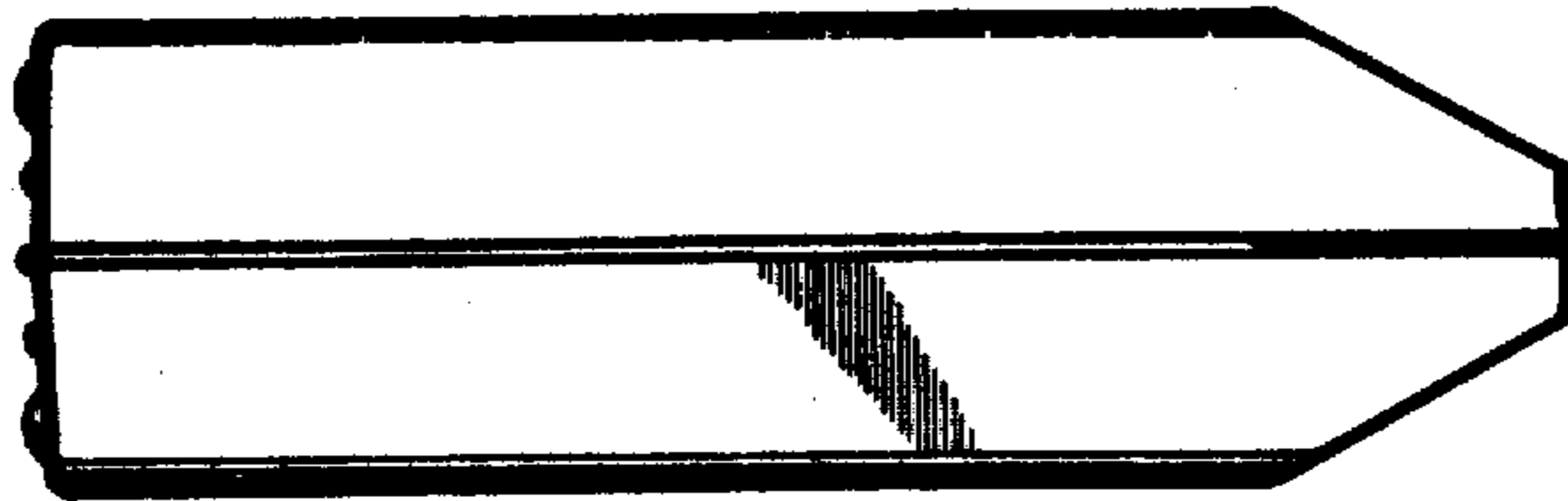
FIG. 6 is a bottom plan view thereof.

The right end of the cassette carrying case is substantially a mirror image of the left end view shown in FIG. 5.





*Fig. 5*



*Fig. 6*

