

[54] **HOUSING FOR DOWNSPOUT STRAINER**

[76] **Inventor:** Gary V. Husted, 835 E. Main St., East Aurora, N.Y. 14052

[**] **Term:** 14 Years

[21] **Appl. No.:** 940,490

[22] **Filed:** Sep. 7, 1978

[51] **Int. Cl.** D23—01

[52] **U.S. Cl.** D23/45

[58] **Field of Search** D23/40-47;
52/12, 16; 210/447

[56] **References Cited**

U.S. PATENT DOCUMENTS

D. 30,107	1/1899	Keller	D23/41
D. 230,597	3/1974	Settlo	D23/45
D. 232,553	8/1974	Settlo	D23/45
D. 234,516	3/1975	Sixt	D23/45
D. 234,596	3/1975	Sixt	D23/45
289,473	12/1883	Van Tassel	210/447
522,667	7/1897	Minnemeyer	210/447
543,922	8/1895	Buckley	210/447 X
617,032	1/1899	Martin	210/447 X
694,440	3/1902	Stair	210/447 X

834,431	10/1906	Williams	210/448
1,044,601	11/1912	Thiem	210/447
1,076,075	10/1913	Steele	210/447
1,136,538	4/1915	Kuenzli	210/447 X
1,254,125	1/1918	Dash	210/447 X
1,653,473	12/1927	Schulz	210/447 X
2,532,388	12/1950	Batt, Jr.	210/447 X
2,595,538	5/1952	Rauseh	210/447 X
2,887,073	5/1959	Thompson	52/12 X
3,076,669	2/1963	Schlein	285/179
3,421,629	1/1969	Hehr	210/447 X
3,465,885	9/1969	Trump	210/447
3,956,133	5/1976	Arnold	210/447

Primary Examiner—James R. Largen
Attorney, Agent, or Firm—Bean, Kauffman & Bean

[57] **CLAIM**

The ornamental design for a housing for downspout strainer, as shown.

DESCRIPTION

FIG. 1 is a front elevational view of a housing for a downspout strainer showing my new design; FIG. 2 is a rear elevational view thereof; FIG. 3 is a side elevational view thereof; FIG. 4 is a top plan view thereof; and FIG. 5 is a bottom plan view thereof.

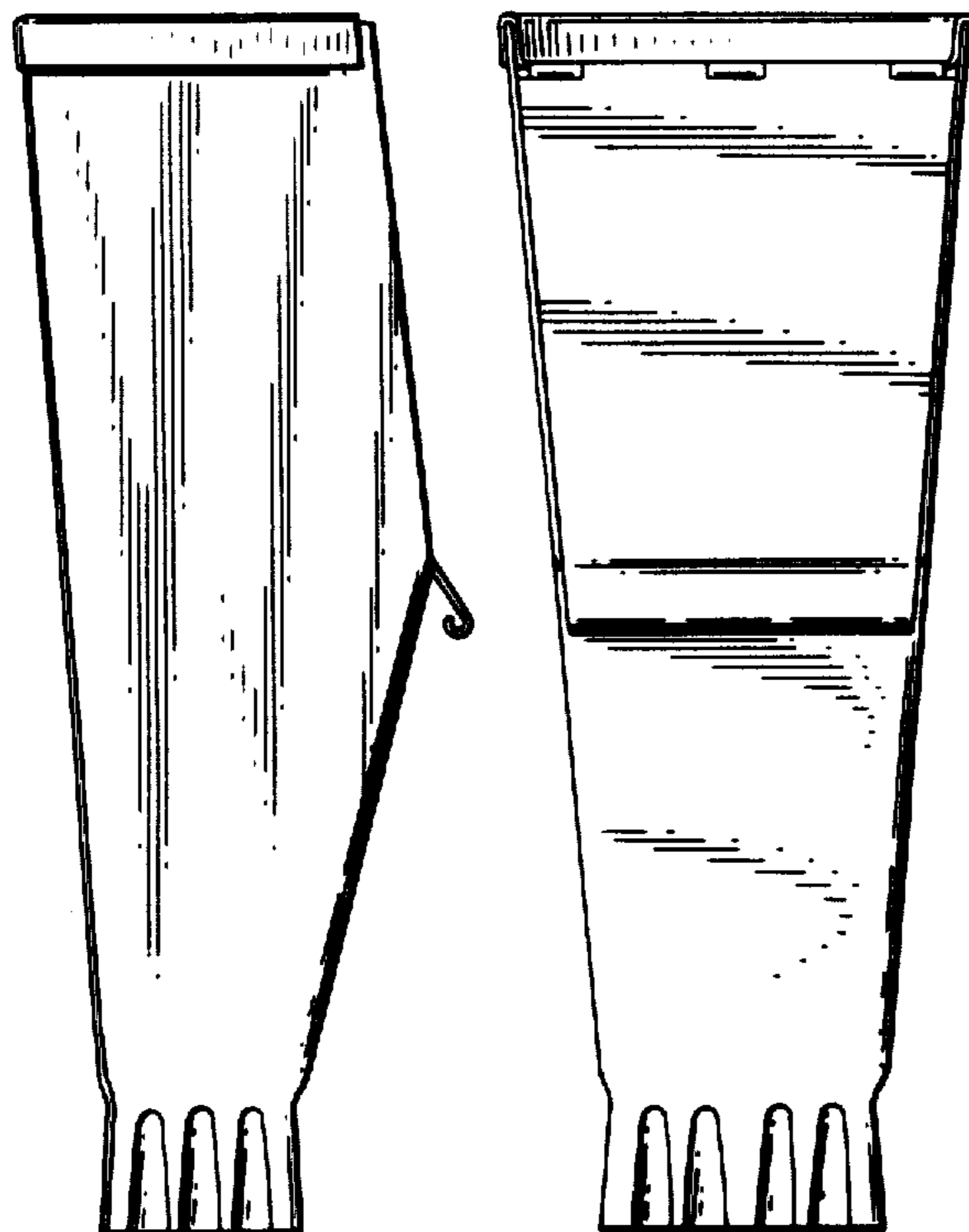


FIG. 4.

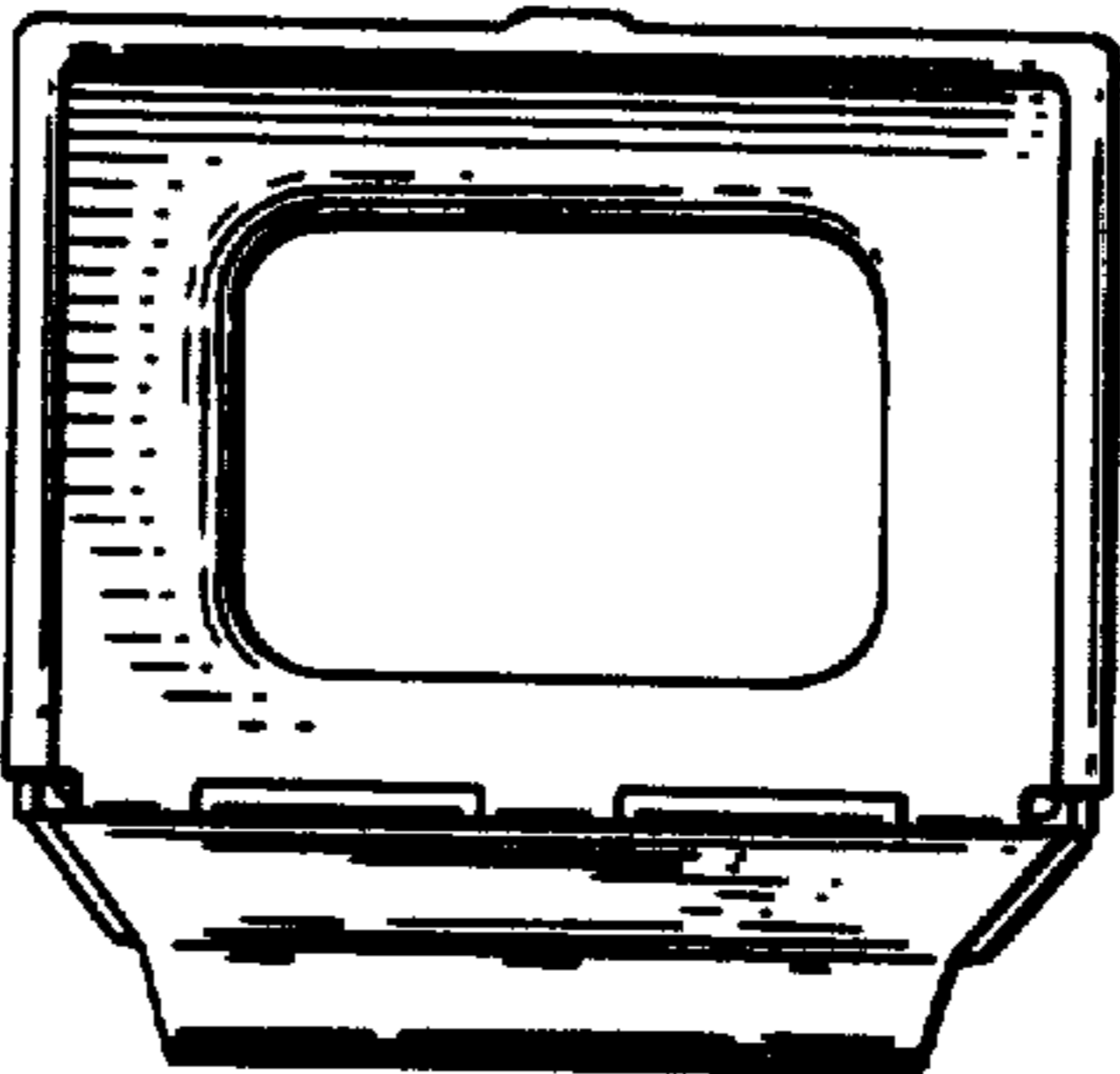


FIG. 3.




FIG. 2.

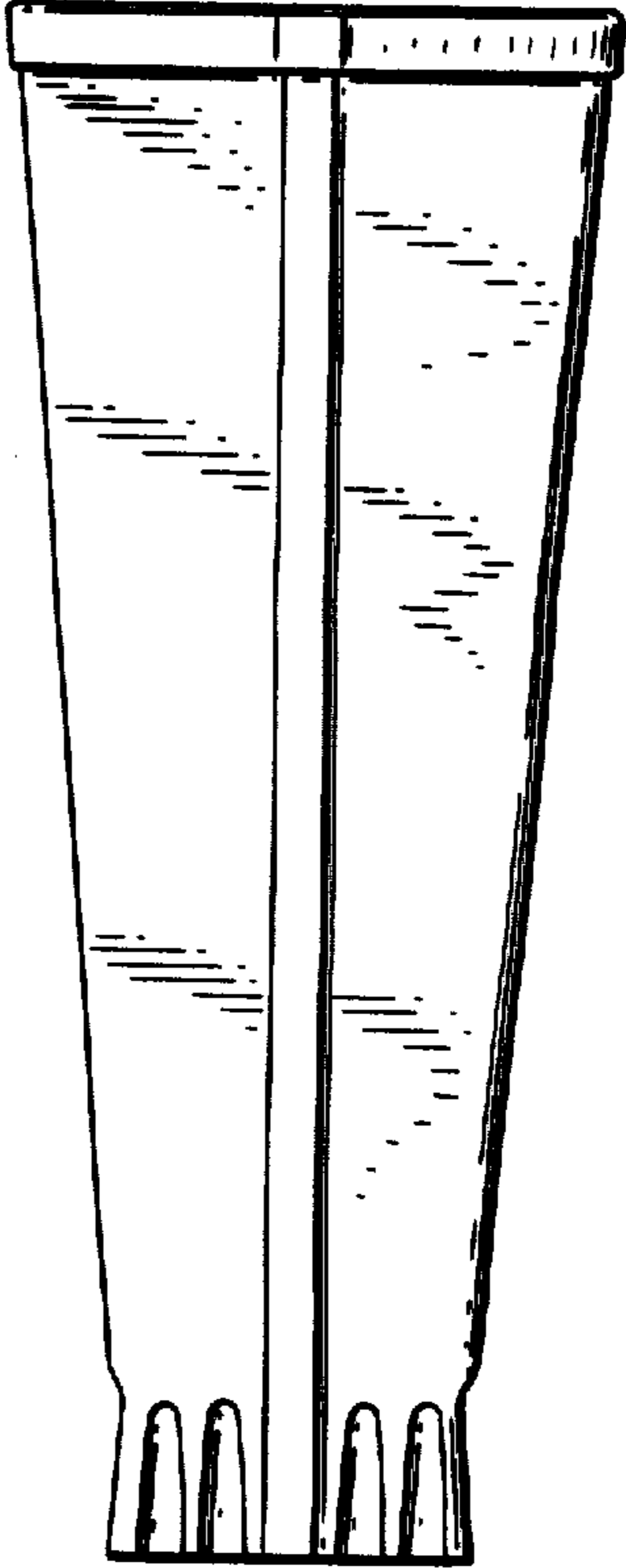
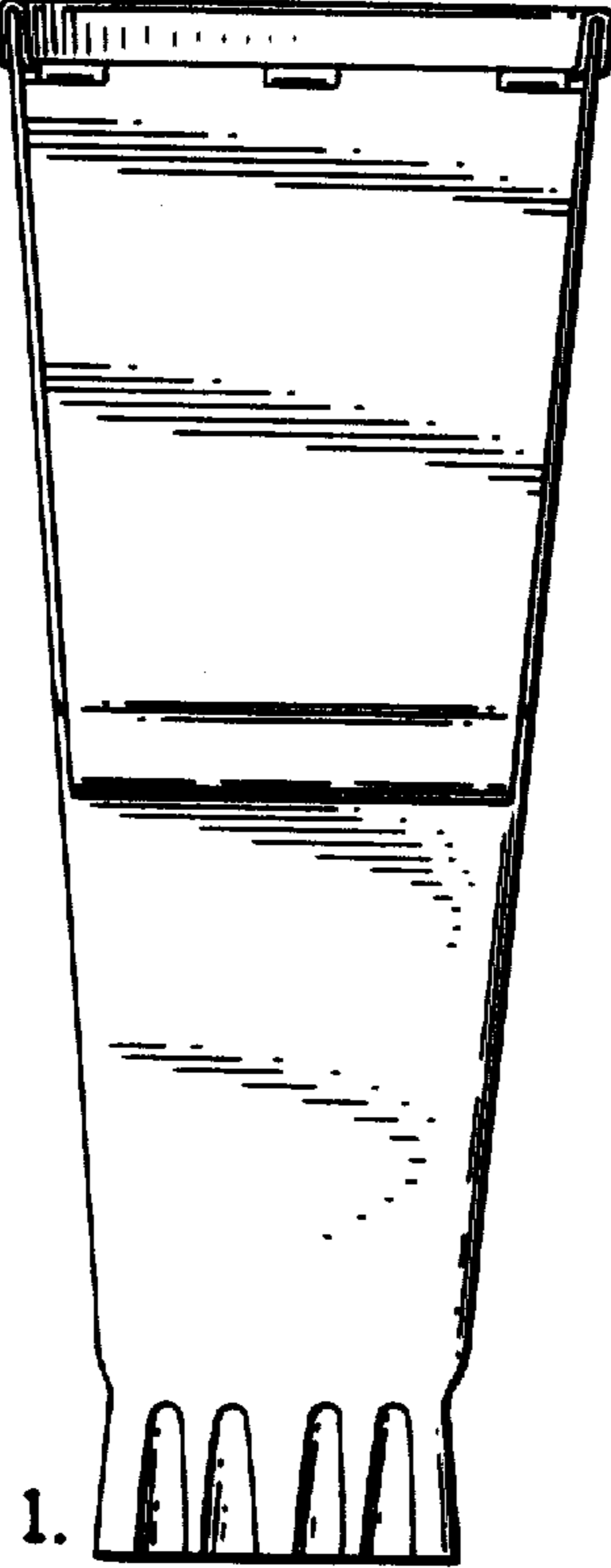


FIG. 1.

FIG. 5.

