

[54] RACQUETBALL RACQUET

[75] Inventors: John R. Erwin, Paradise Valley, Ariz.; Anthony F. Staub; Norman T. Staub, both of Dayton, Ohio

[73] Assignee: Starwin Industries, Inc., Dayton, Ohio

[\*\*] Term: 14 Years

[21] Appl. No.: 2,713

[22] Filed: Jan. 11, 1979

[51] Int. Cl. .... D21-02

[52] U.S. Cl. .... D21/212

[58] Field of Search ..... D21/212; 273/73 R, 73 F, 273/73 G, 73 H, 73 K

[56] References Cited

U.S. PATENT DOCUMENTS

D. 230,753 3/1974 Vaughn et al. .... D21/212  
1,587,918 6/1926 Morrison ..... 273/73 H

OTHER PUBLICATIONS

Sportcraft, 1968, p. 26, upper left, item No. 13188, Paddle Racket.

Primary Examiner—Melvin B. Feifer  
Attorney, Agent, or Firm—Biebel, French & Nauman

[57] CLAIM

The ornamental design for a racquetball racquet, as shown and described.

DESCRIPTION

FIG. 1 is a front elevational view of the racquetball racquet showing our new design;

FIG. 2 is a side elevational view of the racquetball racquet of our design;

FIG. 3 is a top elevational view of the racquetball racquet of our design; and

FIG. 4 is a bottom elevational view of the racquetball racquet of our design.

The sides of the racquetball racquet are identical. Similarly, the back of the racquet is identical in appearance to the front of the racquet as illustrated in FIG. 1.




FIG-1




FIG-2




FIG-3

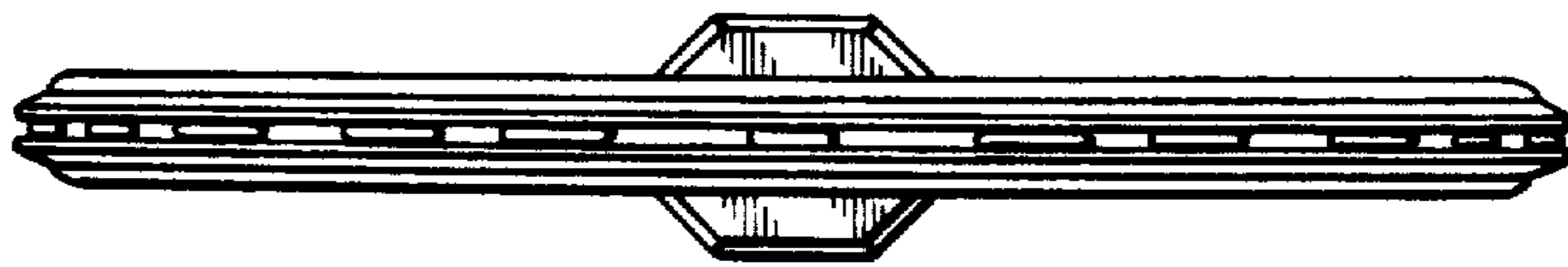


FIG-4

