

[54] ELECTRIC GUITAR

[76] Inventor: H. Donald Gabriel, 339 Sussex Dr.  
NE., Cedar Rapids, Iowa 52402

[\*\*] Term: 14 Years

[21] Appl. No.: 13,130

[22] Filed: Feb. 21, 1979

[51] Int. Cl. .... D17-03

[52] U.S. Cl. .... D17/18

[58] Field of Search ..... D14/69; D17/14, 18-20,  
D17/99; D21/64

[56] References Cited

U.S. PATENT DOCUMENTS

D. 234,816 4/1975 Stonerock ..... D17/18  
D. 244,230 5/1977 Susich ..... D14/69

OTHER PUBLICATIONS

J. C. Whitney & Co., Chicago, Cat. #360 B, ©1977, p.  
72, bottom 1/2 of Page, Galvanizing Compound, Item  
12-1667A, illustrations, top left, "Window", Muffler.

Primary Examiner—Jane E. Corrigan  
Attorney, Agent, or Firm—James C. Nemmers; Haven E.  
Simmons

[57] CLAIM

The ornamental design for an electric guitar, as shown  
and described.

DESCRIPTION

FIG. 1 is a front elevational view of a guitar showing  
my new design;

FIG. 2 is a top plan view of the body portion only, from  
which the two controls seen on the pick guard in FIG.  
1 have also been omitted, for convenience of illustra-  
tion;

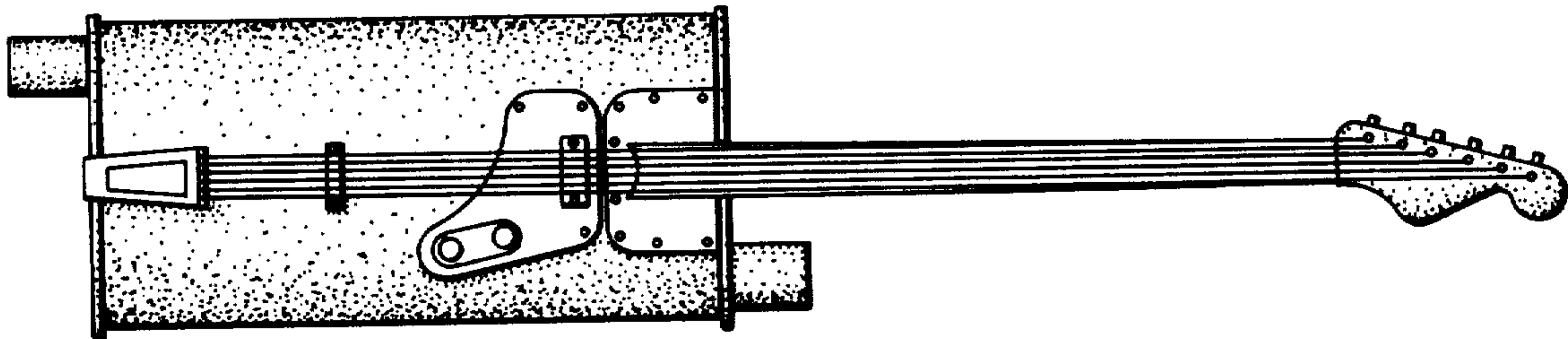
FIG. 3 is a bottom plan view thereof;

FIG. 4 is a right side elevational view of the complete  
guitar, with the pick guard controls omitted for conve-  
nience of illustration;

FIG. 5 is a left side elevational view thereof; and

FIG. 6 is a rear elevational view of the complete guitar.

The structure relating to the neck and controls shown in  
FIG. 1 have been omitted from FIGS. 2 through 5  
inclusive for the convenience of illustration and in order  
to provide clear views of the electric guitar shown.



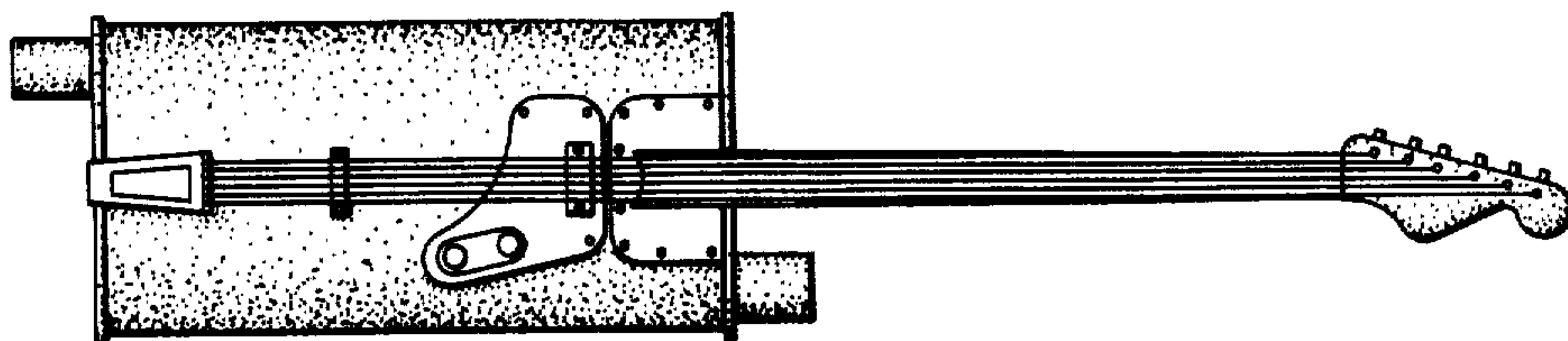


FIG 1

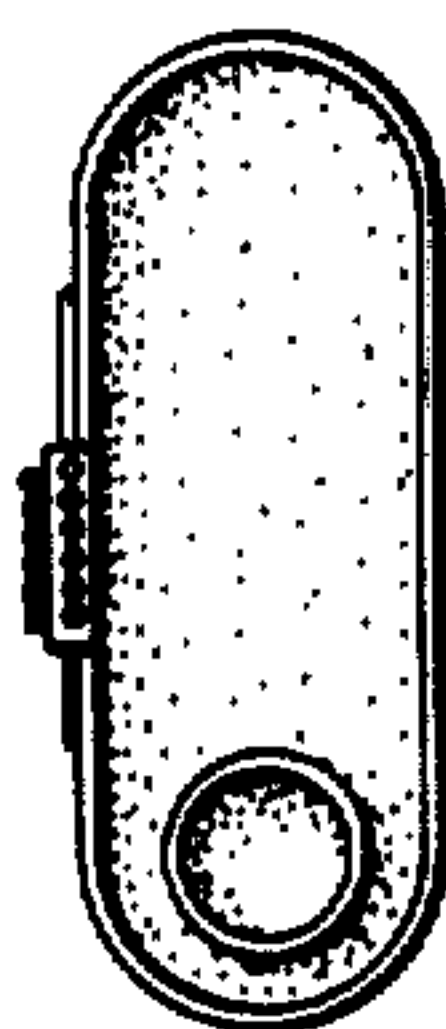


FIG 2

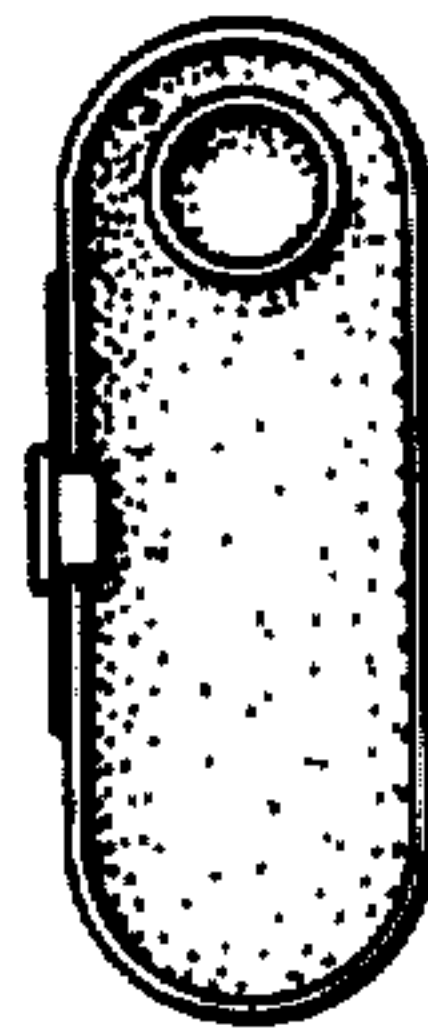


FIG 3



FIG 4

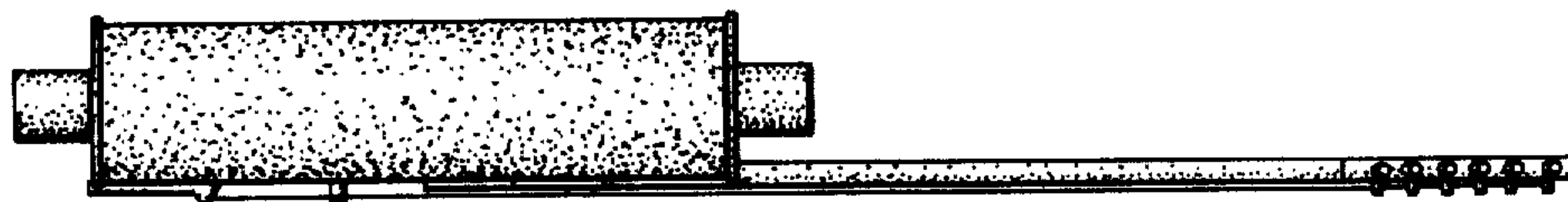


FIG 5

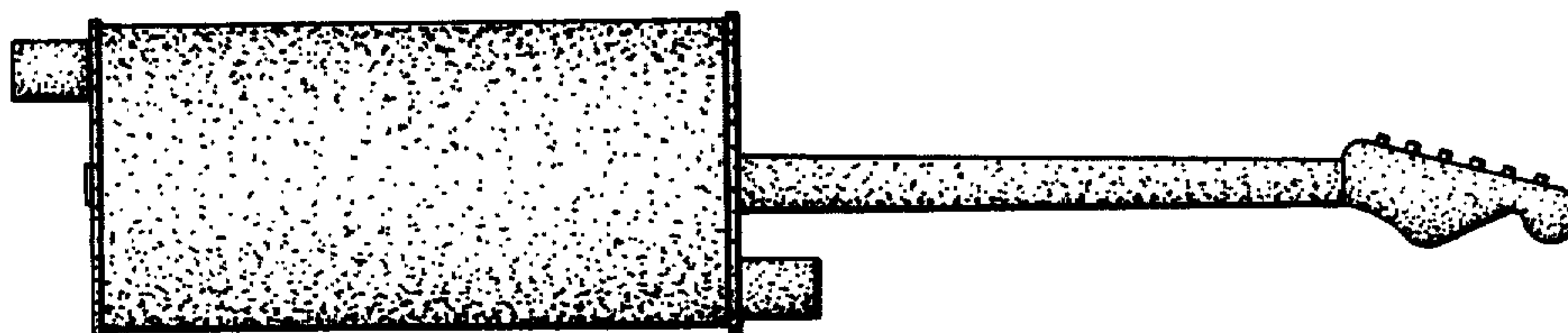


FIG 6