

[54] CONTROL UNIT FOR A COMBINED AUTOMOBILE CARTRIDGE PLAYER AND RADIO

[75] Inventors: John F. Castagna, Milford, Pa.; Ronald A. Emmerling, New City, N.Y.

[73] Assignee: Sparkomatic Corporation, Milford, Pa.

[\*\*] Term: 14 Years

[21] Appl. No.: 85,031

[22] Filed: Oct. 15, 1979

[51] Int. Cl. .... D14-01; D14-03

[52] U.S. Cl. .... D14/10; D14/5; D14/7; D14/68; D14/76

[58] Field of Search ..... D14/1, 5-7, D14/10, 68, 70-76, 99

[56] References Cited

U.S. PATENT DOCUMENTS

- D. 116,746 9/1939 Marholz ..... D14/76
- D. 255,900 7/1980 Ohta et al. .... D14/68

OTHER PUBLICATIONS

Sanyo Supplement to 1-13-77, Home Furnishings Daily, p. "5", item #FT870.

Radio Shack Cat. #291, '77 "Fall Sale" Cat., p. 5 Car AM/FM Stereo 8-Track Player, item #12-1835.

"Sound Gallery's 1979 Hi-Fi Handbook," p. 30, item #FT1490A, Sanyo Cassette Player.

Primary Examiner—Jane E. Corrigan

Attorney, Agent, or Firm—Mason, Fenwick & Lawrence

[57] CLAIM

The ornamental design for a control unit for a combined automobile cartridge player and radio, as shown and described.

DESCRIPTION

FIG. 1 is a front, top and left side perspective view of a control unit for a combined automobile cassette player, radio and digital clock showing our new design in full lines, the broken matter being for illustrative purposes only and forming no part of the claimed design;

FIG. 2 is a front elevational view; and

FIG. 3 is a right side elevational view.

The rear of the control unit is conventional.




Fig-1

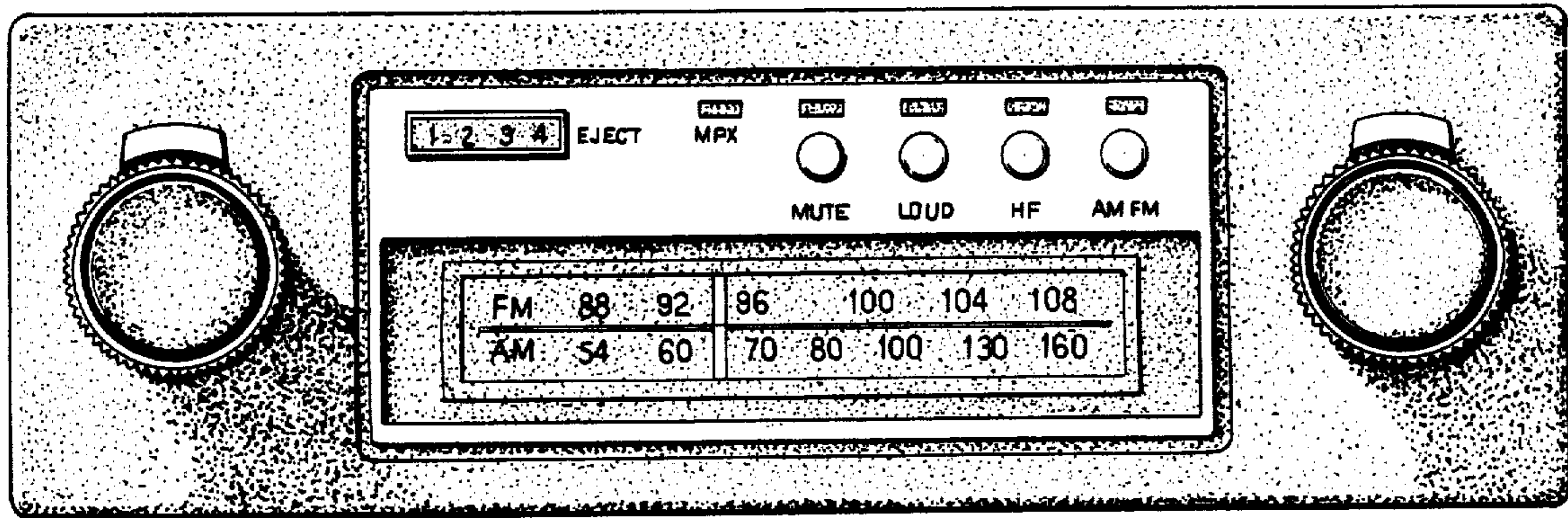
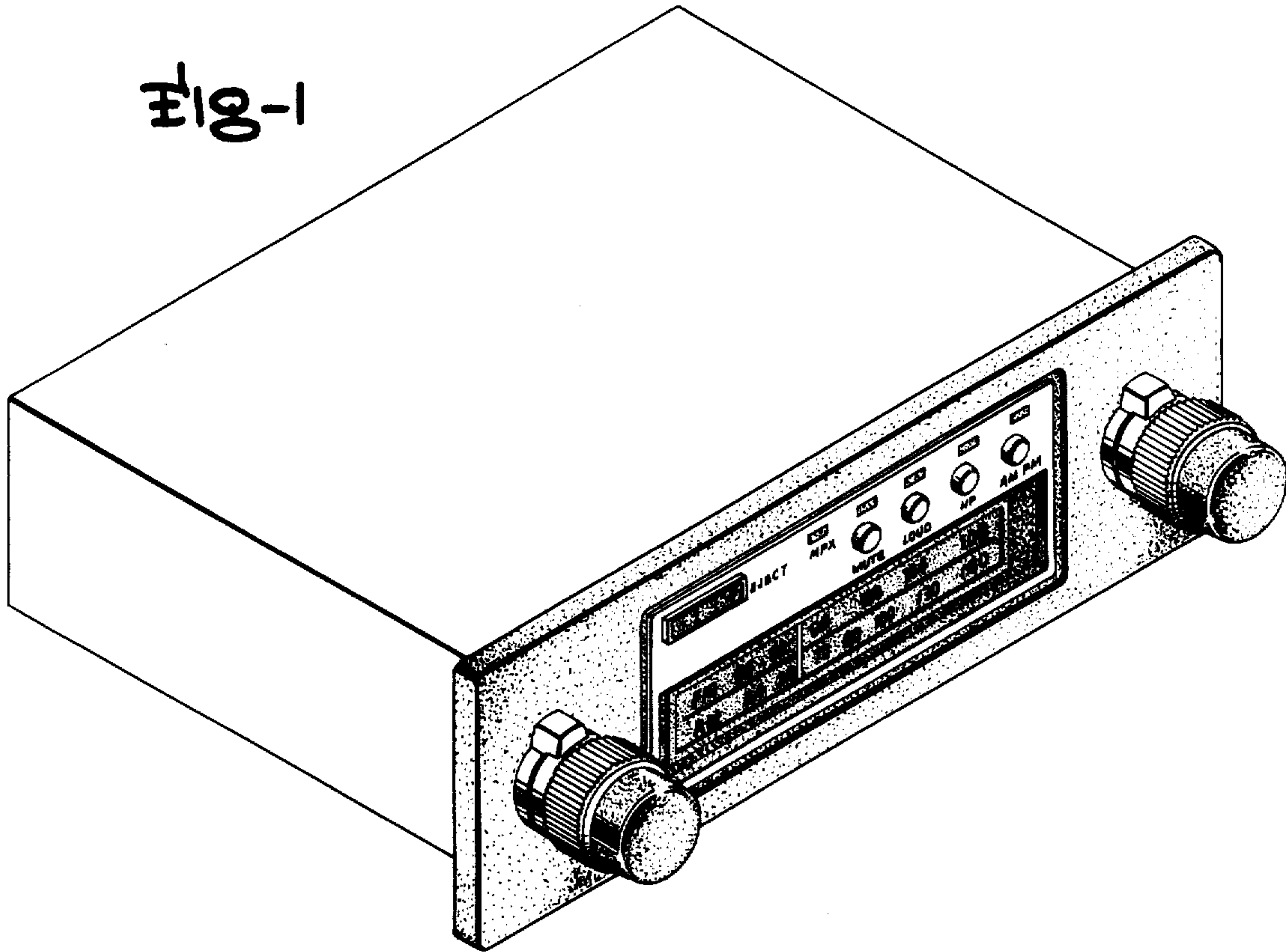


Fig-2

Fig-3

