

[54] CAP

[76] Inventor: Richard C. Massey, 12301 Ballas La., St. Louis, Mo. 63131

[**] Term: 14 Years

[21] Appl. No.: 945,179

[22] Filed: Sep. 20, 1978

[51] Int. Cl. D09-07

[52] U.S. Cl. D9/436

[58] Field of Search D9/253, 254, 261, 260, D9/267, 294, 287; 215/228, 100 R; 206/306; 138/96 R; 222/562, 563; 406/154; D8/395

[56] References Cited

U.S. PATENT DOCUMENTS

D. 192,710	5/1962	Hecht	D9/287
3,788,528	1/1974	Ogle	222/562
3,930,599	1/1976	Brothers et al.	222/562
4,002,349	1/1977	Dopp	D8/395

FOREIGN PATENT DOCUMENTS

1087491 2/1955 France 215/100 R

Primary Examiner—Melvin B. Feifer
Assistant Examiner—Carmen H. Vales
Attorney, Agent, or Firm—Senniger, Powers, Leavitt and Roedel

[57] CLAIM

The ornamental design for a cap, substantially as shown and described.

DESCRIPTION

FIG. 1 is a perspective view of a cap showing my new design;
FIG. 2 is a front elevational view thereof;
FIG. 3 is a top plan view thereof;
FIG. 4 is a bottom plan view thereof;
FIG. 5 is a left end elevational view thereof;
FIG. 6 is a right end elevational view thereof; and
FIG. 7 is a sectional view as taken from line 7-7 of FIG. 6.




FIG. 1




FIG. 2




FIG. 3




FIG. 4




FIG. 5

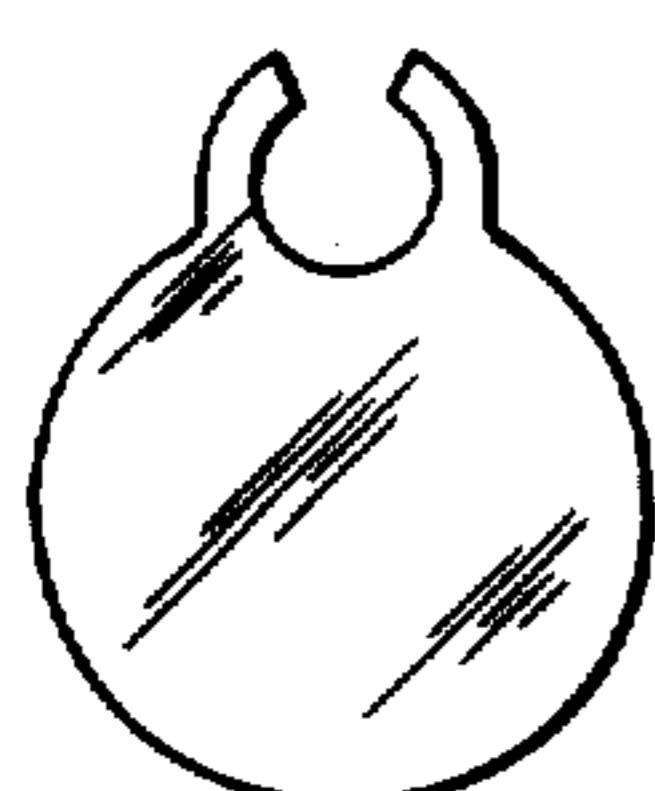


FIG. 6

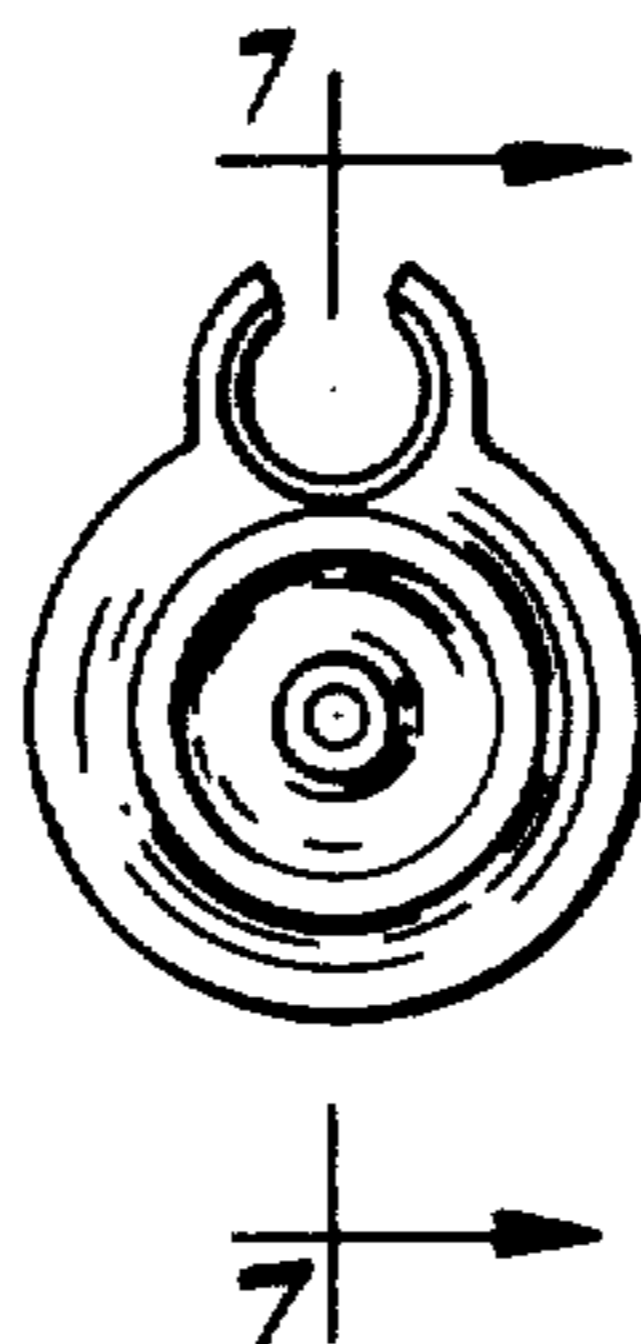


FIG. 7

