

[54] COMBINED DECANTER AND STOPPER

[75] Inventor: James E. Plummer, Toledo, Ohio

[73] Assignee: Owens-Illinois, Inc., Toledo, Ohio

[**] Term: 14 Years

[21] Appl. No.: 942,015

[22] Filed: Sep. 13, 1978

[51] Int. Cl. D9-01

[52] U.S. Cl. D9/378; D9/386

[58] Field of Search D9/47-51,
D9/102-104, 111-114, 140-141, 284-287,
58-85

[56] References Cited

U.S. PATENT DOCUMENTS

- D. 103,286 2/1937 Prouty D9/48
- D. 172,232 5/1954 Lorenzen D9/253 X

- D. 175,182 7/1955 Meditz D9/67
- D. 216,778 3/1970 Stone D9/70
- D. 220,028 3/1971 Weckman D9/113
- D. 223,083 3/1972 Plummer D9/113
- D. 250,878 1/1979 McGowen D9/48

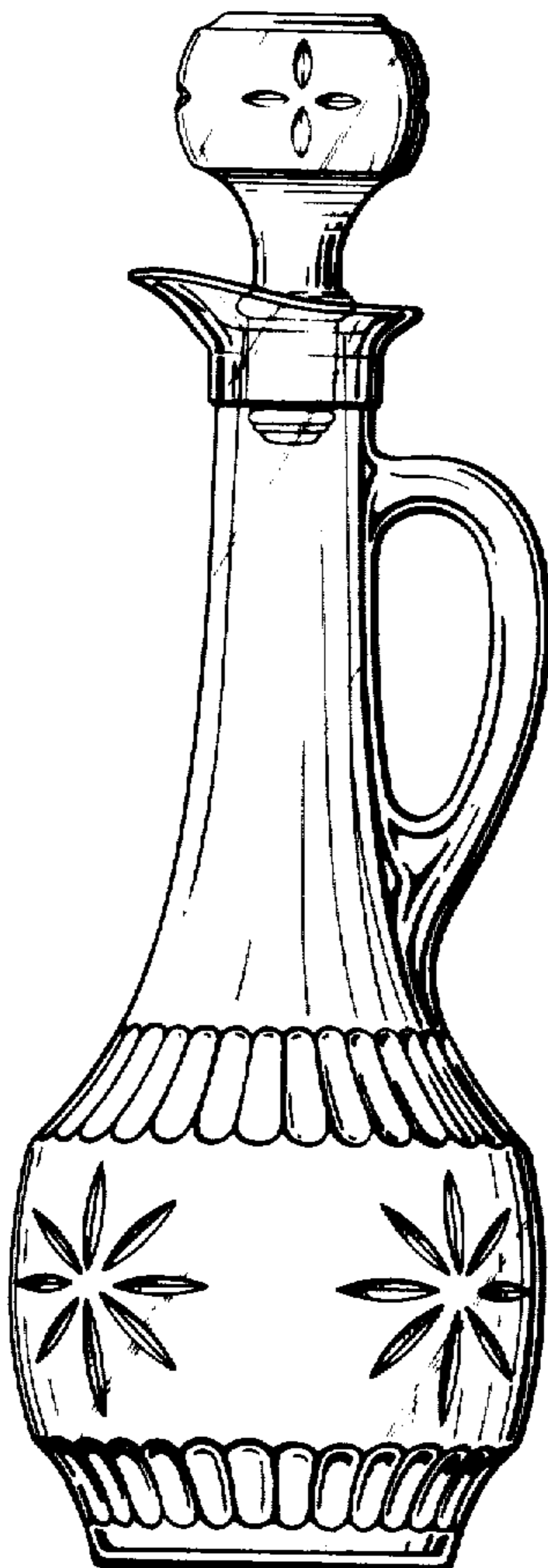
Primary Examiner—Robert C. Spangler
Attorney, Agent, or Firm—D. T. Innis; M. E. Click; D. H. Wilson

[57] CLAIM

The ornamental design for a combined decanter and stopper, substantially as shown and described.

DESCRIPTION

FIG. 1 is a side elevational view of a combined decanter and stopper showing my new design, the opposite side being a mirror image thereof; FIG. 2 is a front elevational view; FIG. 3 is a rear elevational view; FIG. 4 is a top plan view; and FIG. 5 is a bottom plan view thereof.



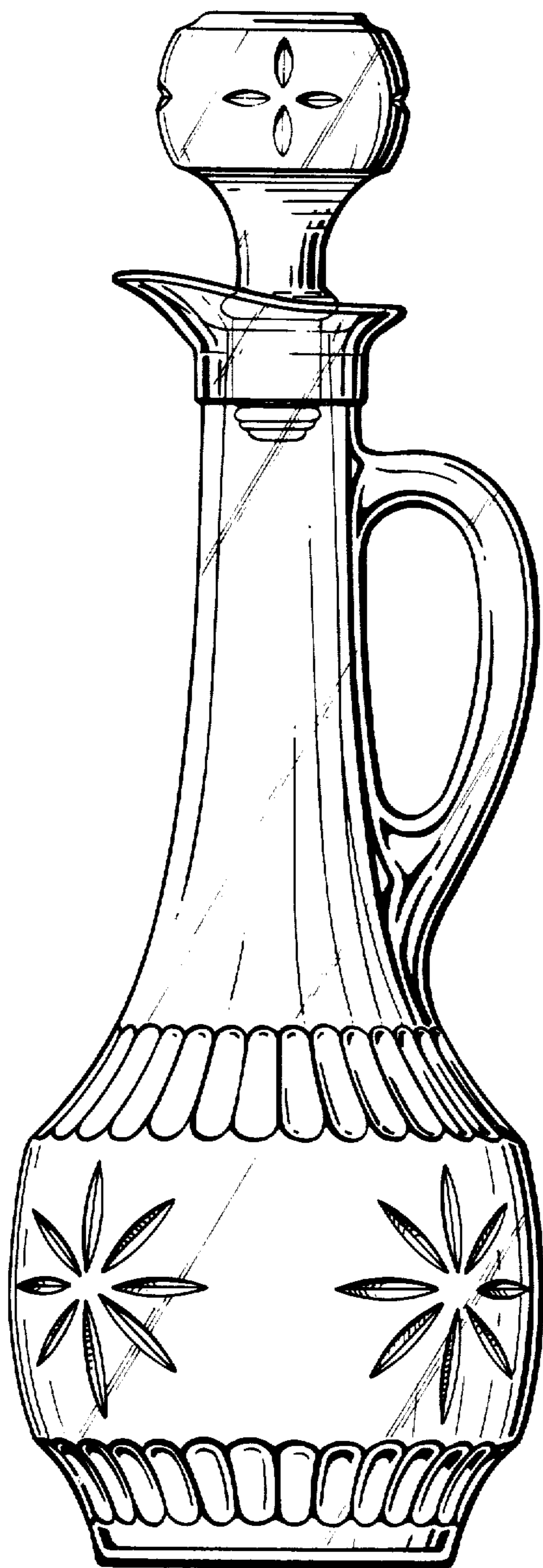


FIG. 1

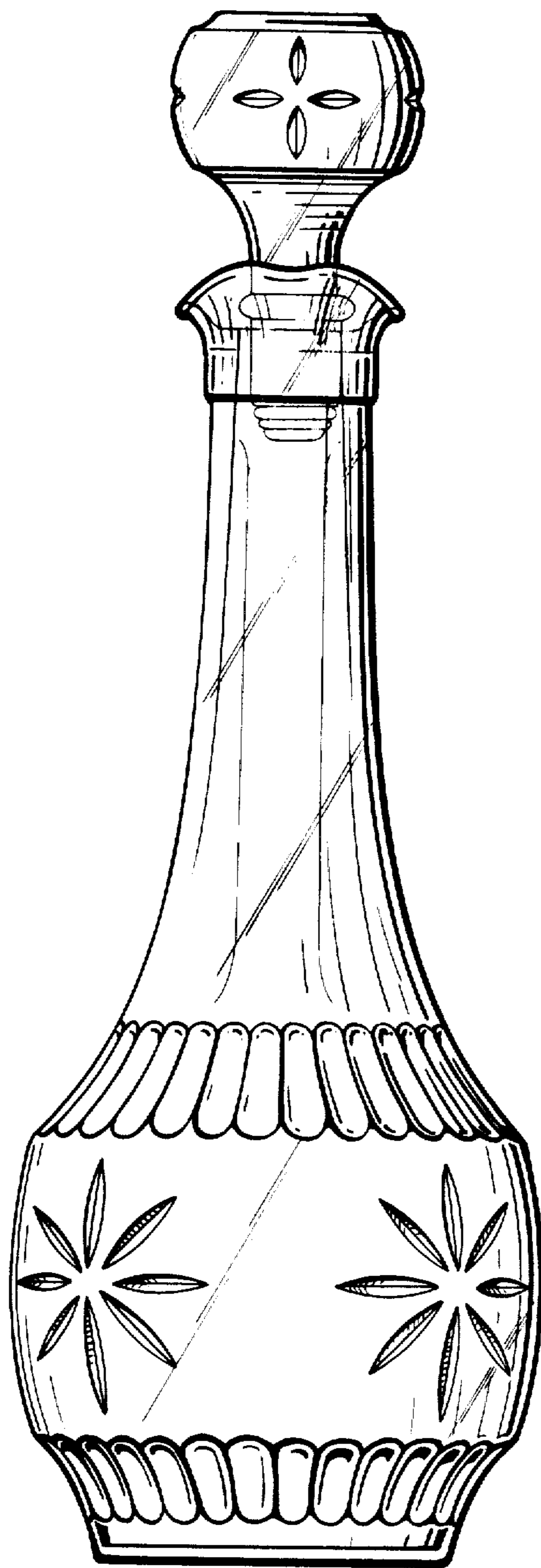


FIG. 2

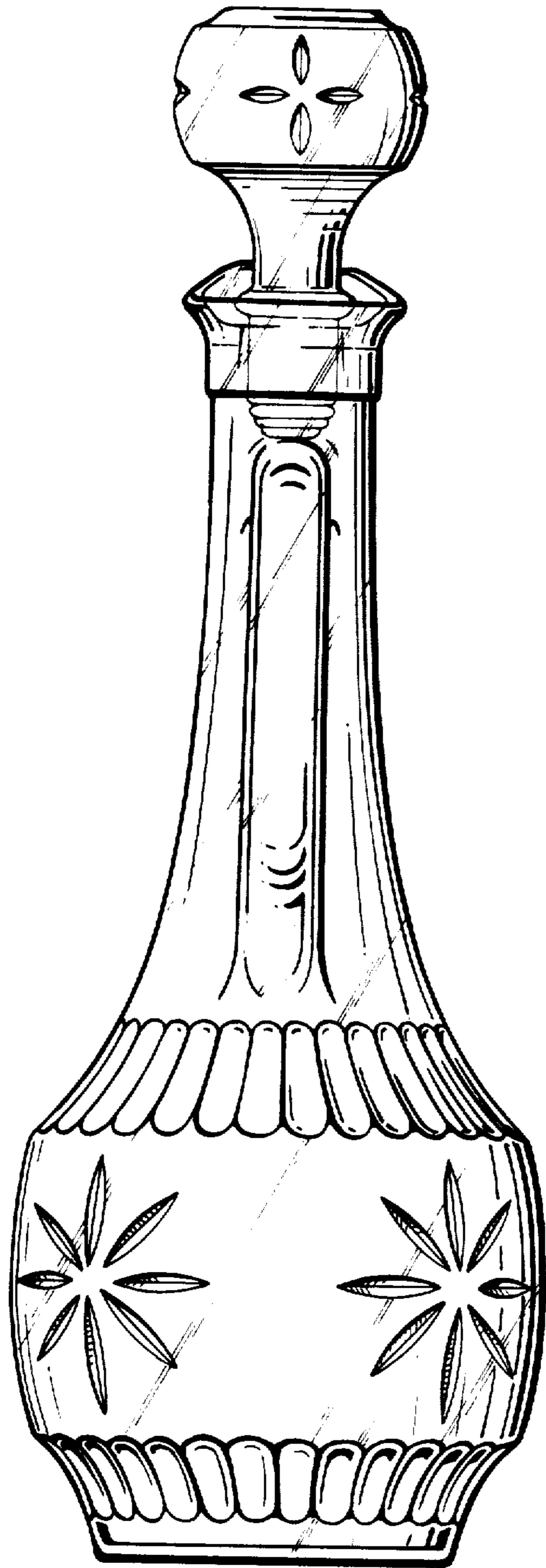


FIG. 3




FIG. 4




FIG. 5