United States Patent [19]

Buzzell

[11] **Des. 260,355**

[45] ** **Aug. 25, 1981**

[54] **ADAPTOR FOR MOTORIZED TOOLS**

[76] Inventor: **Charles H. Buzzell**, 613 John Marshall Dr. NE., Vienna, Va. 22180

[**] Term: **14 Years**

[21] Appl. No.: **955,247**

[22] Filed: **Oct. 27, 1978**

[51] **Int. Cl.** ..... **D08—05**

[52] **U.S. Cl.** **D8/70**; D8/21; D8/29

[58] **Field of Search** D8/29, 70, 21

[56] **References Cited**

U.S. PATENT DOCUMENTS

D. 245,395 8/1977 Cognevich D8/29

OTHER PUBLICATIONS

Montgomery Ward Catalog, Spring 1976, Relying on No. 6 (Catalog No. 84A9311), p. 666.

Primary Examiner—W. Stallard

Attorney, Agent, or Firm—Shlesinger, Arkwright, Garvey and Dinsmore

[57] **CLAIM**

The ornamental design for an adaptor for motorized tools, as shown and described.

DESCRIPTION

FIG. **1** is a top plan view of the adaptor for motorized tools showing my new design;

FIG. **2** is an end elevation view thereof;

FIG. **3** is a side elevation view thereof;

FIG. **4** is an end elevation view thereof;

FIG. **5** is a bottom plan view thereof;

FIG. **6** is a side elevation view thereof;

FIG. **7** is a fragmentary perspective view of a modified right hand end form of the adaptor for motorized tools described in FIG. **1**, showing my new design.

FIGS. **1, 3, 5** and **6** are broken away and show indeterminate length.

Fig. 1



Fig. 2

Fig. 3



Fig. 4

Fig. 5



Fig. 6

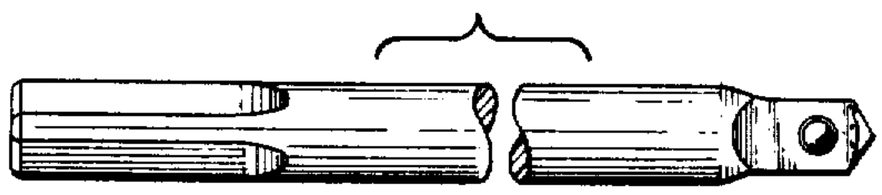
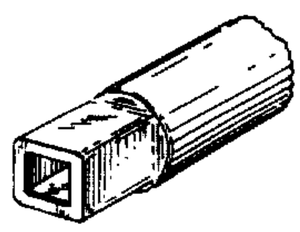
Fig. 7