

[54] TOTE BAG

[75] Inventors: Harold Rabinowitz, Midlothian; Maria I. Zappia, Mechanicsville, both of Va.

[73] Assignee: Dart Industries Inc., Los Angeles, Calif.

[\*\*] Term: 14 Years

[21] Appl. No.: 31,563

[22] Filed: Apr. 19, 1979

[51] Int. Cl. .... D3-01

[52] U.S. Cl. .... D3/73; D3/52; D3/53; D3/76; D3/79

[58] Field of Search ..... D3/30, 42, 43, 52, 53, D3/72, 73, 76, 79; 224/47; 190/55 R, 41 R; 150/7

[56] References Cited

U.S. PATENT DOCUMENTS

- D. 235,036 4/1975 Kuramochi ..... D3/73
- D. 244,723 6/1977 Rabinowitz ..... D3/42

- 1,826,976 10/1931 Wright ..... 190/55 A
- 2,410,741 11/1946 Lesavoy ..... 224/47
- 2,448,404 8/1948 Ackerman ..... D3/52
- 3,587,795 6/1971 Berry ..... D3/52

FOREIGN PATENT DOCUMENTS

28591 of 1907 Austria .


Primary Examiner—George P. Word  
Attorney, Agent, or Firm—Kenneth J. Hovet

[57] CLAIM

The ornamental design for a tote bag, substantially as shown and described.

DESCRIPTION

FIG. 1 is a perspective view of a tote bag showing our new design;  
 FIG. 2 is a front elevational view;  
 FIG. 3 is a rear elevational view;  
 FIG. 4 is a left side elevational view;  
 FIG. 5 is a top plan view; and,  
 FIG. 6 is a bottom plan view.  
 The partial showing of surface shading indicating a fabric texture is understood to be continuous throughout on those surfaces where shown.






FIG. 1

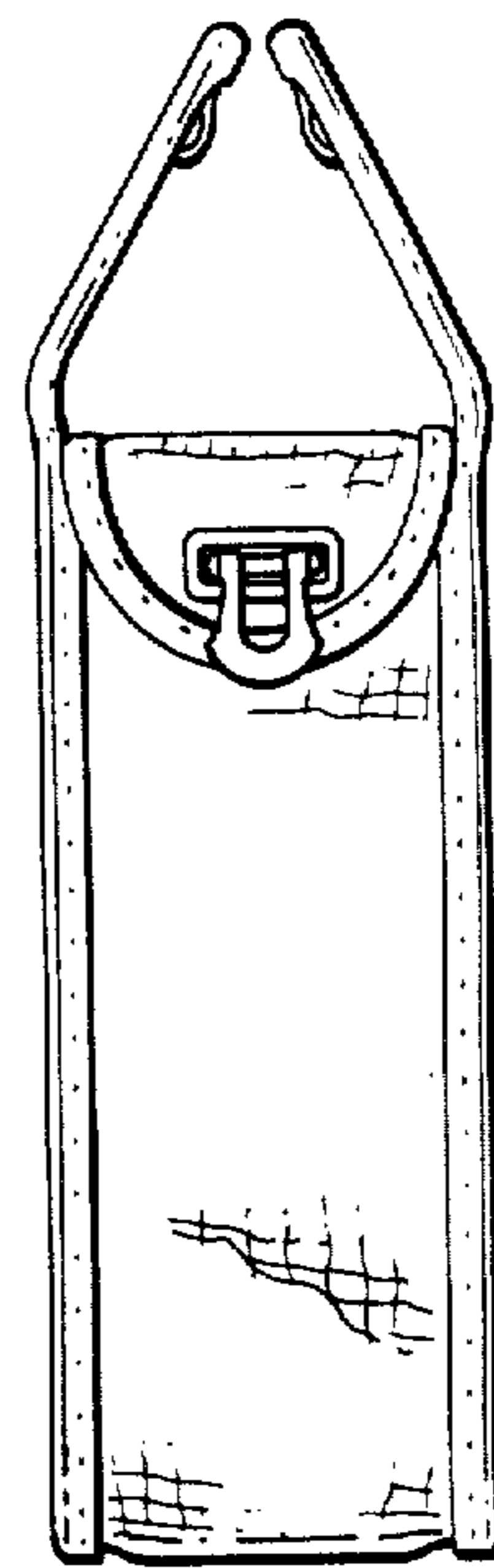


FIG. 2

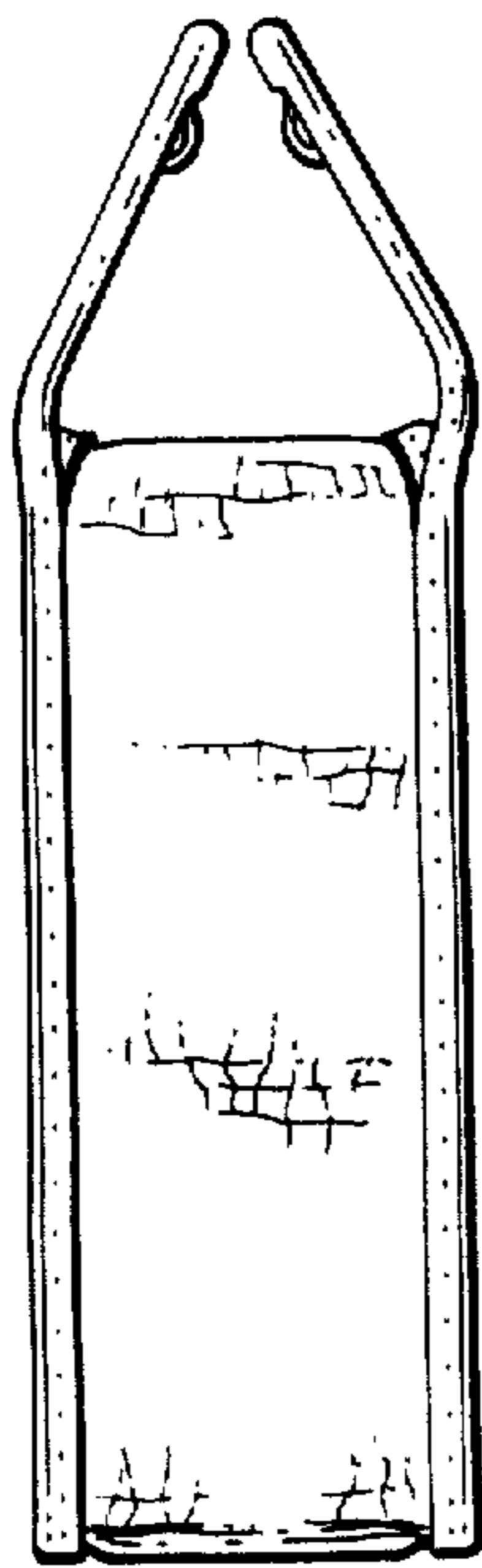


FIG. 3

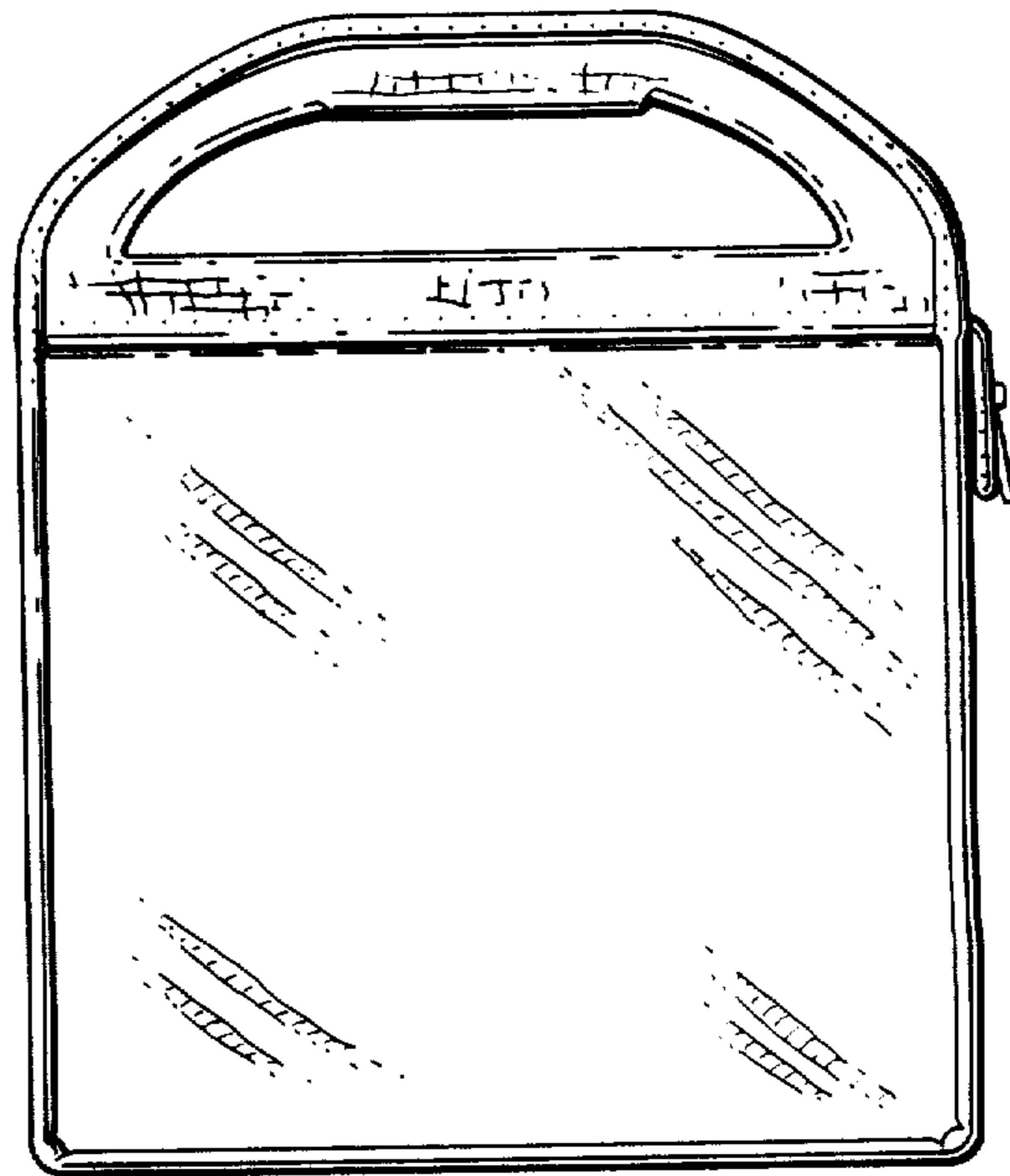


FIG. 4




FIG. 5

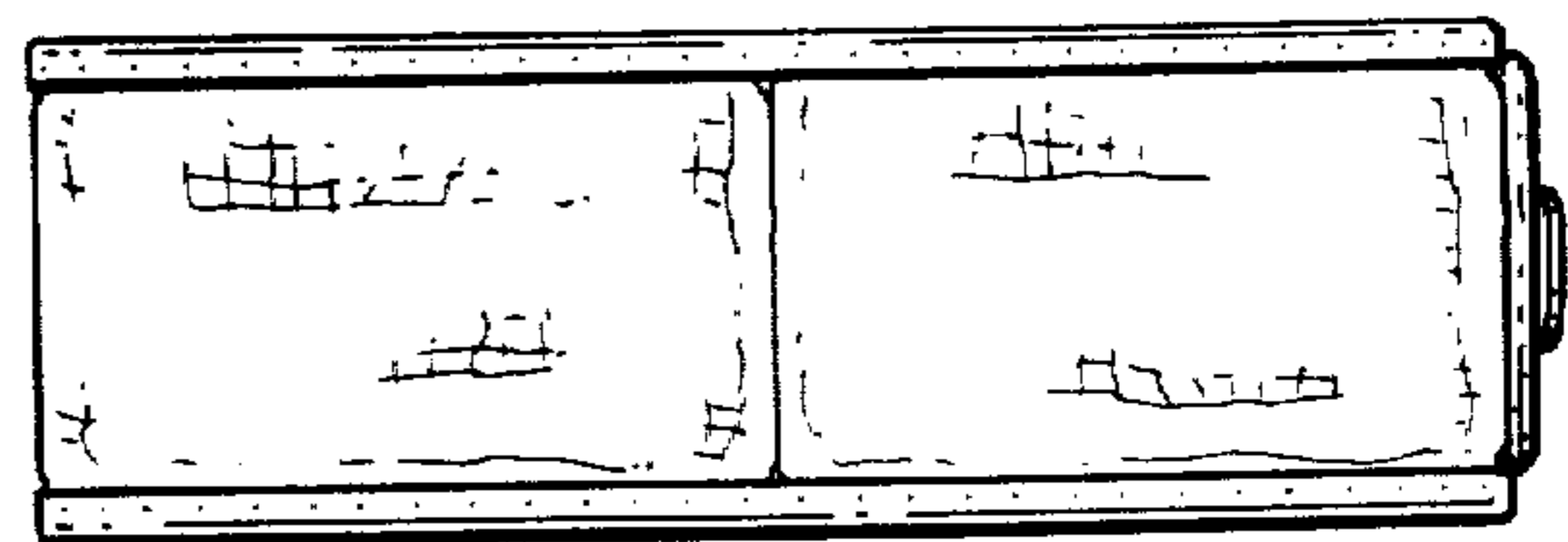


FIG. 6