

[54] PHOTOFLASH LAMP UNIT

[75] Inventors: Donald R. Schindler, Burton; Thomas F. Soules, Cleveland Heights, both of Ohio

[73] Assignee: General Electric Company, Schenectady, N.Y.

[\*\*] Term: 14 Years

[21] Appl. No.: 936,860

[22] Filed: Aug. 25, 1978

[51] Int. Cl. .... D16-05

[52] U.S. Cl. .... D16/42

[58] Field of Search ..... D16/42; 431/357-365; 362/3-18; 350/97-106, 199-201, 211-213

[56] References Cited

U.S. PATENT DOCUMENTS

3,598,984	8/1971	Slomski	362/6
4,055,759	10/1977	Bouchard et al.	431/361

Primary Examiner—Wayland W. Stallard

Attorney, Agent, or Firm—Norman C. Fulmer; Lawrence R. Kempton

[57] CLAIM

The ornamental design for a photoflash lamp unit, as shown and described.

DESCRIPTION

FIG. 1 is a perspective view of a photoflash lamp unit showing our new design.

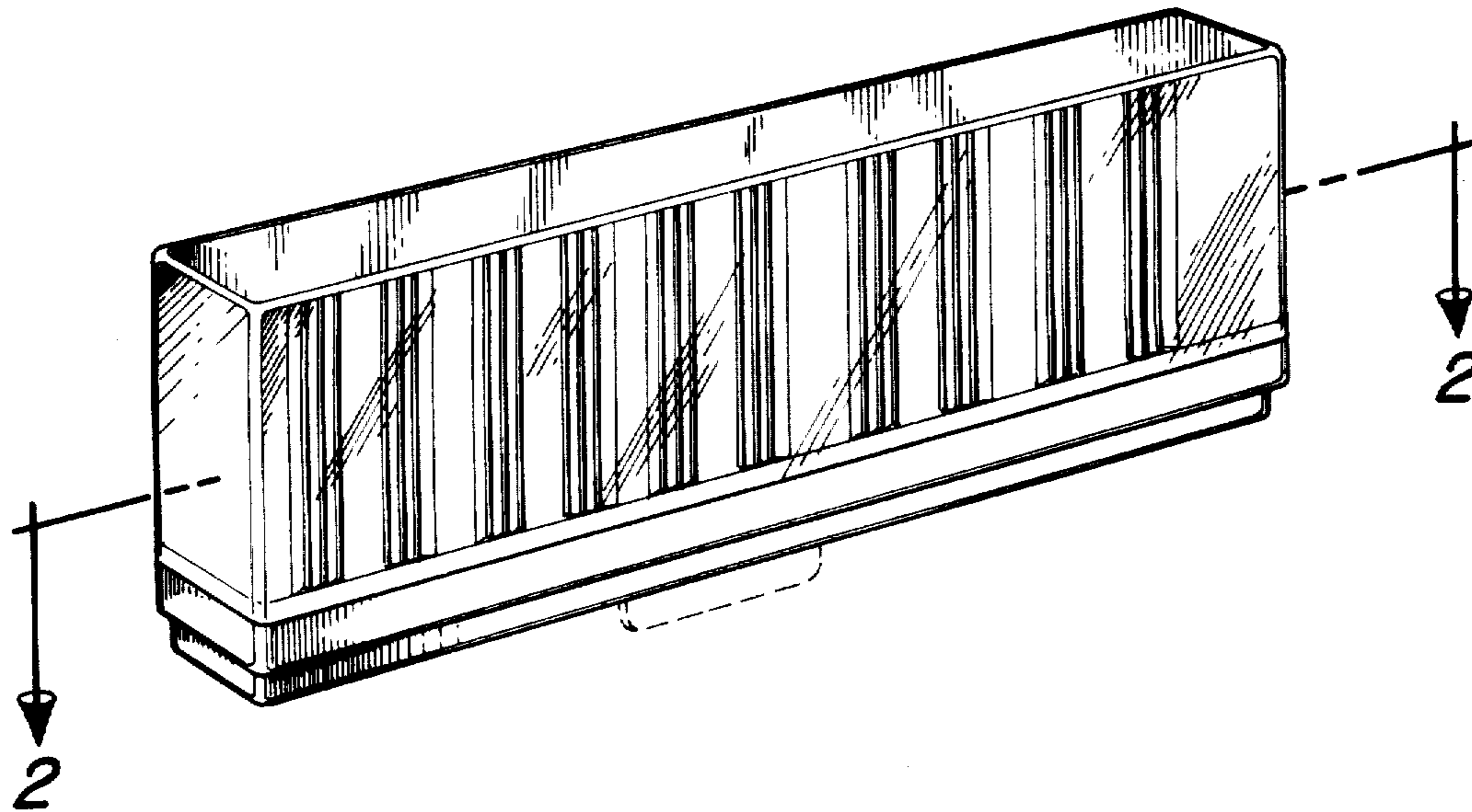
FIG. 2 is a sectional view taken at the line 2—2 in FIG. 1.

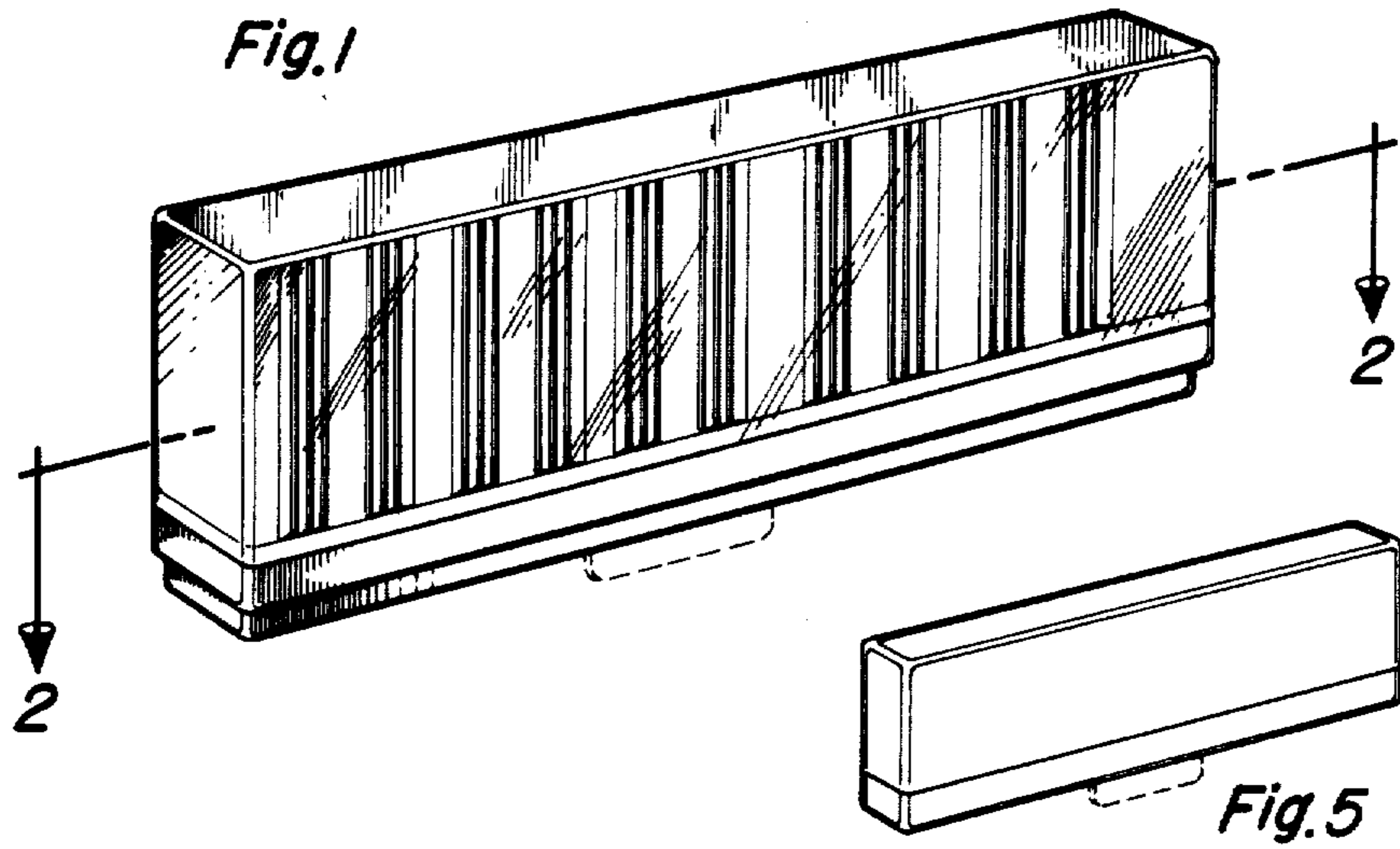
FIG. 3 is a partial sectional view, taken at the line 2—2 in FIG. 1, of a further embodiment of our design.

FIG. 4 is a sectional view taken on the line 4—4 of FIG. 3.


FIG. 5 is a perspective view of an embodiment which is the same as that of FIG. 1 or FIG. 3, except for a modification of the lower base region.

The broken line disclosure of the connector is for illustrative purposes only and forms no part of the claimed design. The end which is not shown is identical to the end which is shown. The rear of the device is substantially identical to the front.

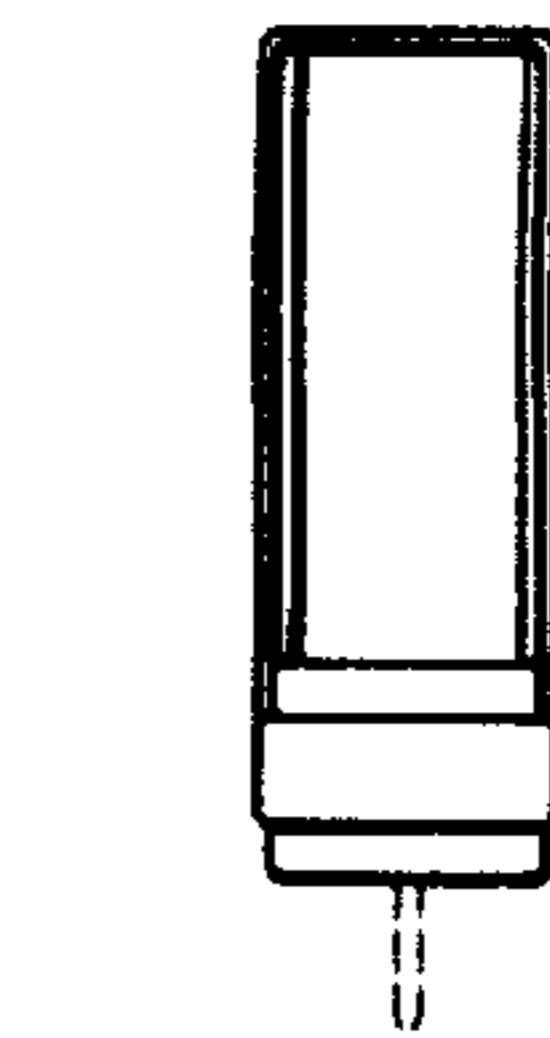
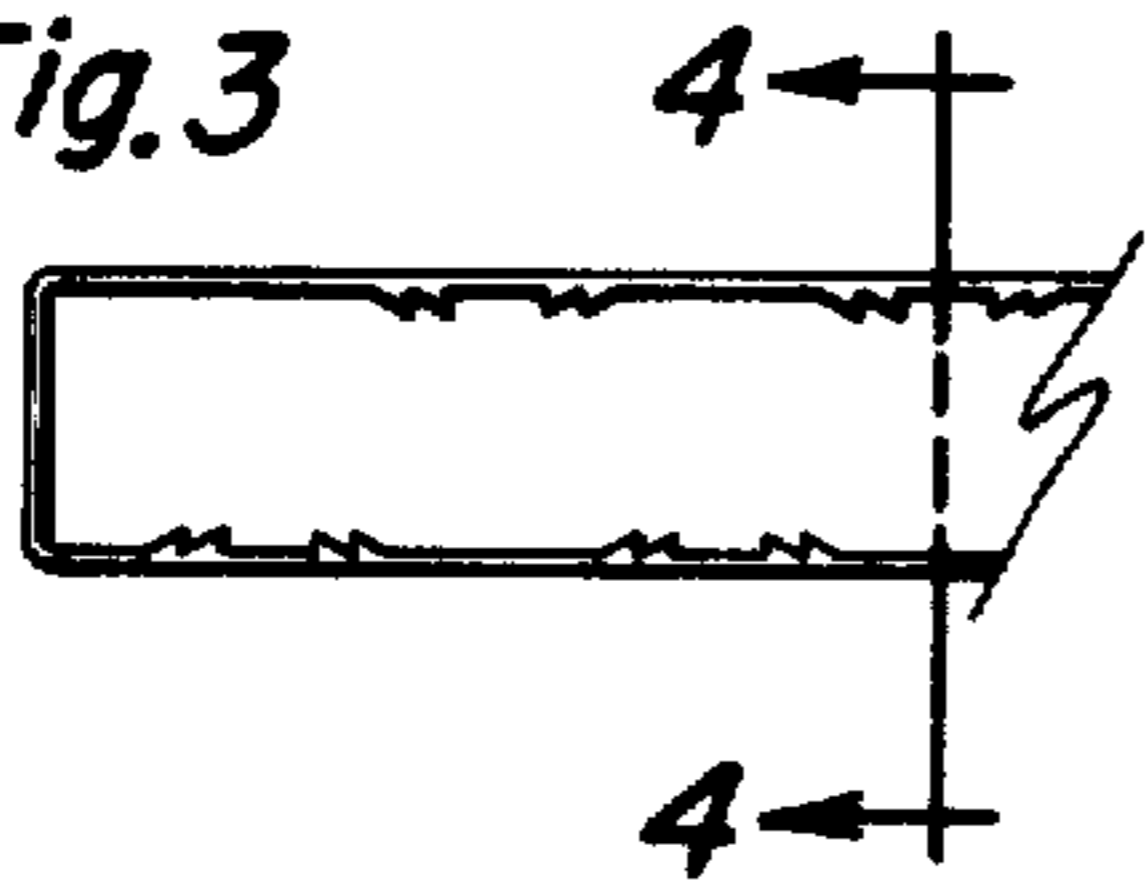




*Fig. 2*



*Fig. 3*



*Fig. 4*