

[54] COMBINED PHONOGRAPH, TAPE PLAYER AND LIGHTING CABINET

[75] Inventors: George P. Roegner, Jersey City, N.J.; Richard Hawley, Santa Claus, Ind.; Howard Steen, Santa Claus, Ind.; Sig Biener, Santa Claus, Ind.

[73] Assignee: Soundesign Corporation, Jersey City, N.J.

[\*\*] Term: 14 Years

[21] Appl. No.: 39,803

[22] Filed: May 17, 1979

[51] Int. Cl. .... D14-01; D26-05

[52] U.S. Cl. .... D14/17; D14/5; D14/15; D14/18; D14/23; D26/52; D26/58

[58] Field of Search ..... D14/14, 15, 17, 18, D14/20, 5, 22-25, 1, 30, 32, 33, 37, 39; D6/181, 188; D26/52, 58

[56] References Cited

U.S. PATENT DOCUMENTS

D. 71,133 9/1926 Carrm ..... D6/188

D. 123,826	12/1940	Adams	.....	D6/181
D. 183,343	8/1958	Fuldner	.....	D14/33
D. 232,755	9/1974	Robson	.....	D26/52
D. 237,210	10/1975	Howes	.....	D14/17
D. 238,201	12/1975	Boldt	.....	D14/15
2,109,431	2/1938	McDonald	.....	D14/18

OTHER PUBLICATIONS

Popular Science, 8-78, p. 103, 2nd from bottom row of illustrations, left-most view, "Silent Butler".


Primary Examiner—Jane E. Corrigan  
Attorney, Agent, or Firm—Kirschstein, Kirschstein, Ottinger & Cobrin

[57] CLAIM

The ornamental design for a combined phonograph, tape player and lighting cabinet, substantially as shown.

DESCRIPTION

FIG. 1 is a front, top and right side perspective view of a combined phonograph, tape player and lighting cabinet showing our new design;  
FIG. 2 is a top plan view;  
FIG. 3 is a bottom plan view;  
FIG. 4 is a rear elevational view; and  
FIG. 5 is a left side elevational view.



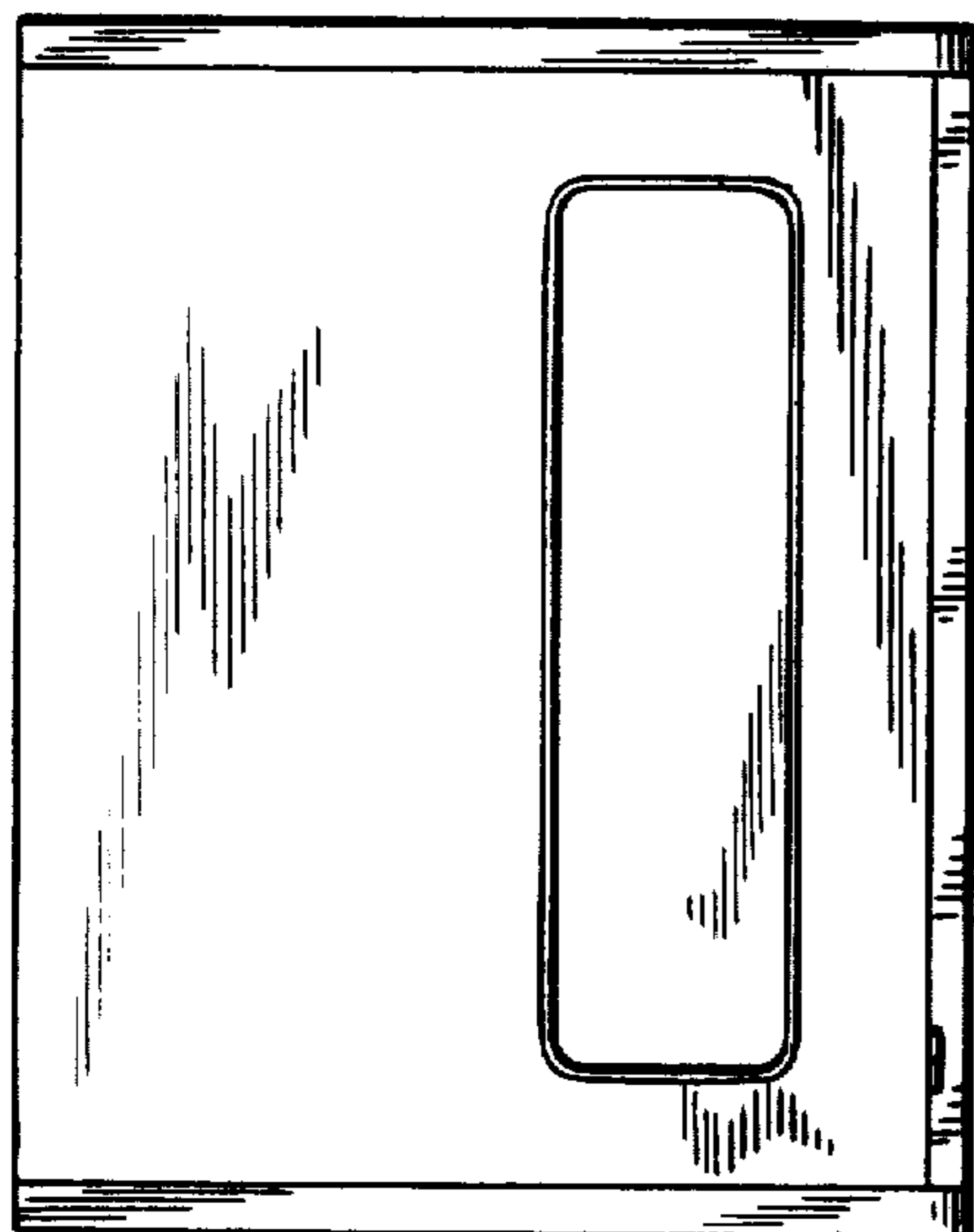


FIG. 2

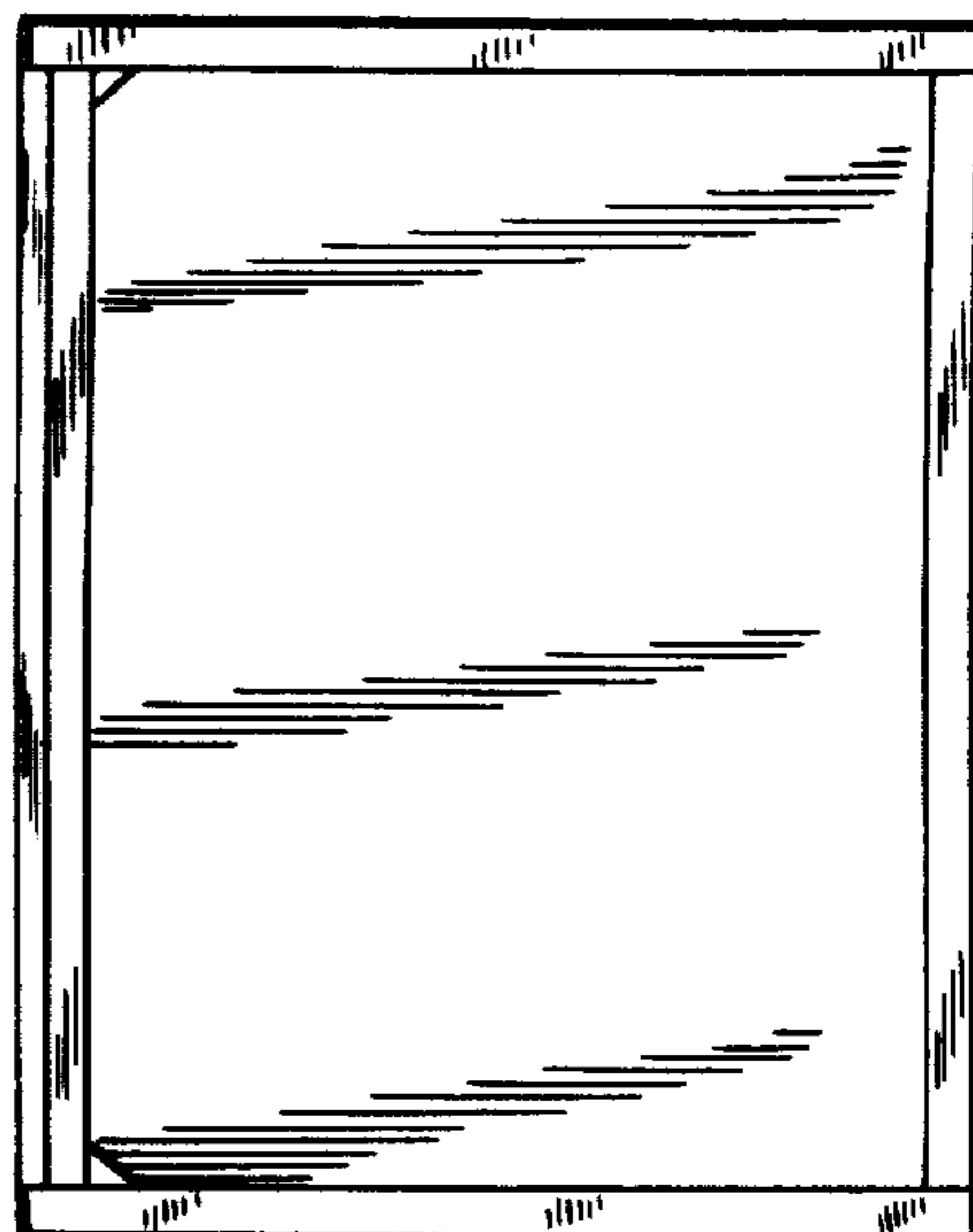


FIG. 3

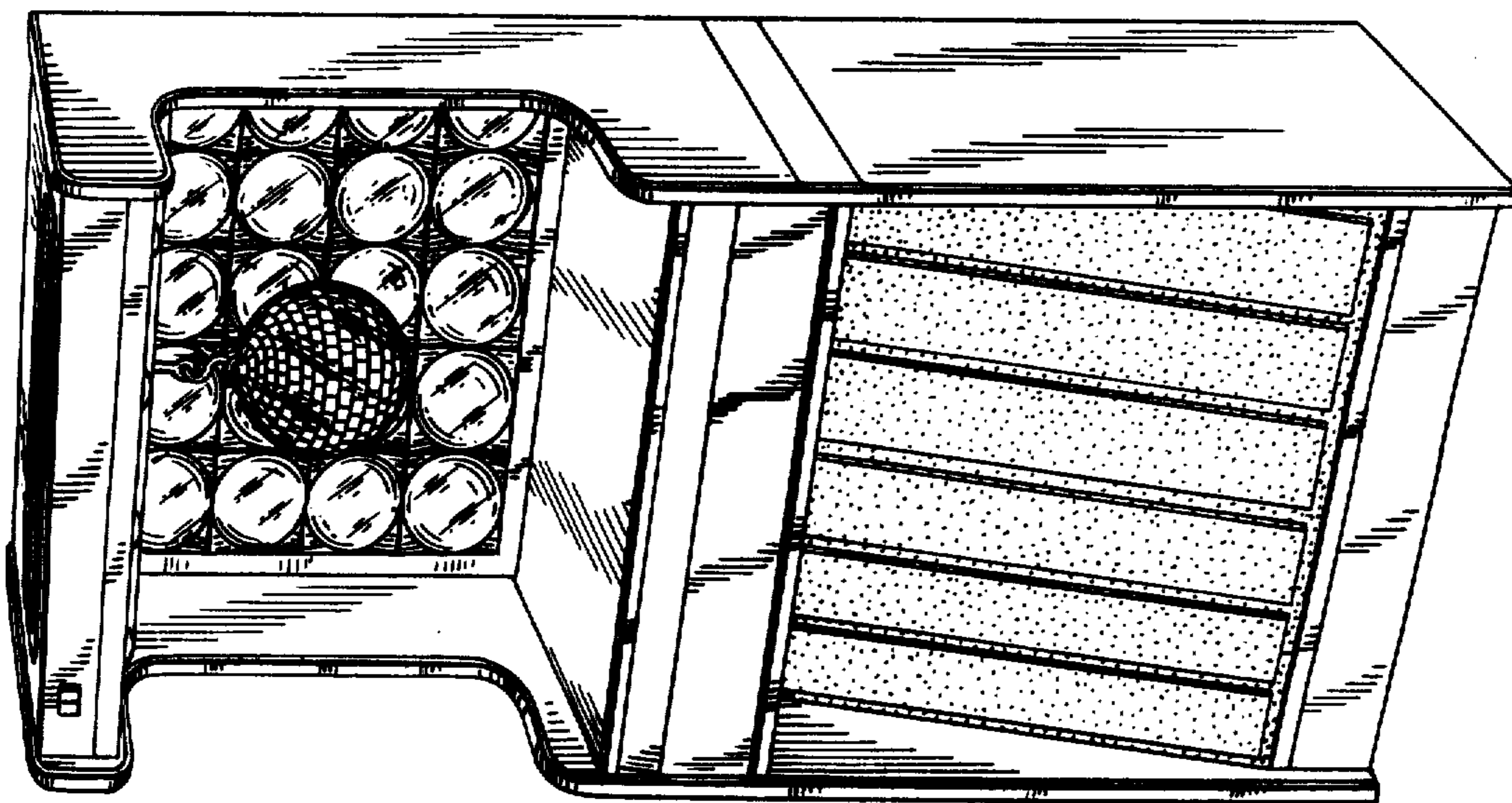


FIG. 1

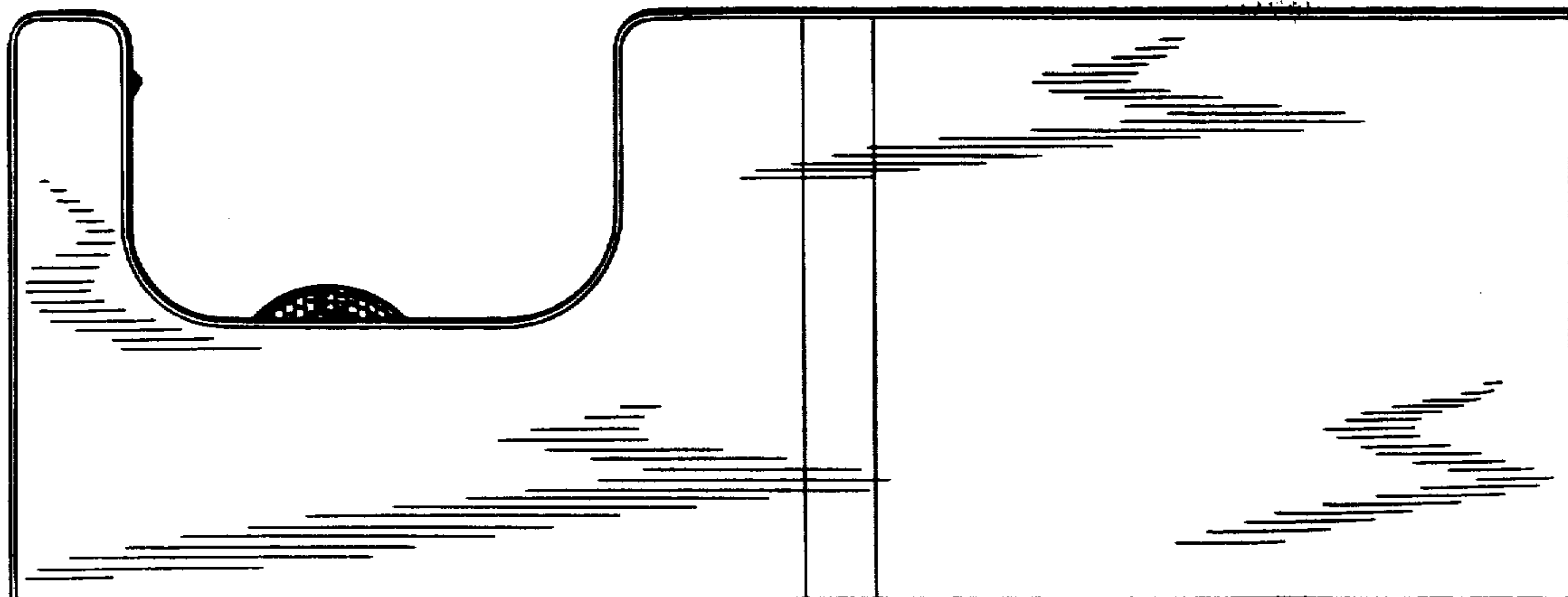


FIG. 5

FIG. 4

