

[54] COMBINED VEHICLE RUNNING BOARD AND SPLASH GUARD

[76] Inventor: John E. Waters, Jr., 601 Willow Creek Dr., Waco, Tex. 76710

[**] Term: 14 Years

[21] Appl. No.: 26,203

[22] Filed: Apr. 2, 1979

[51] Int. Cl. D12-16

[52] U.S. Cl. D12/203

[58] Field of Search D12/203; D25/69; 280/163, 169; 296/1 F; 52/179, 182; 182/228

[56] References Cited

PUBLICATIONS

Van, Pickup & Off-Road, 11/78, p. 15, Running & Board & Splash Guard, top of page.
Warehouse Distributor News, p. 79, 10/78, Running Board & Splash Guard, center left side of page.

Primary Examiner—James M. Gandy
Attorney, Agent, or Firm—Gerald G. Crutsinger; John F. Booth; Harry C. Post, III

[57] CLAIM

The ornamental design for a combined vehicle running board and splash guard, substantially as shown and described.

DESCRIPTION

FIG. 1 is a front perspective view of a combined vehicle running boards and splash guard which is adapted to be mounted on the right side of a vehicle showing my new design;

FIG. 2 is an enlarged left side elevational view thereof with the splash guard omitted for convenience of illustration;

FIG. 3 is a left side elevational view thereof on a reduced scale;

FIG. 4 is a right side elevational view thereof on a reduced scale;

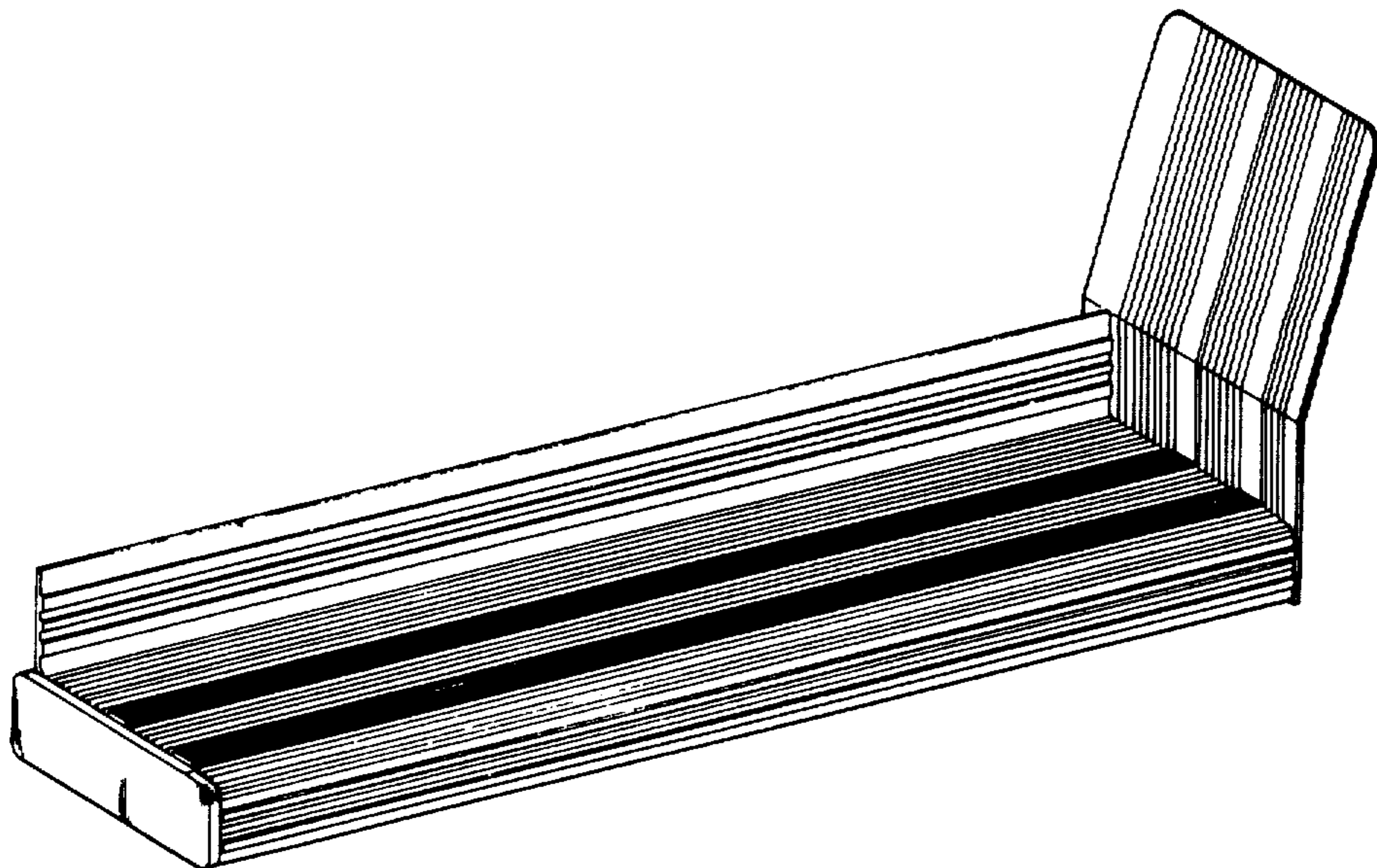
FIG. 5 is a front elevational view thereof on a reduced scale;

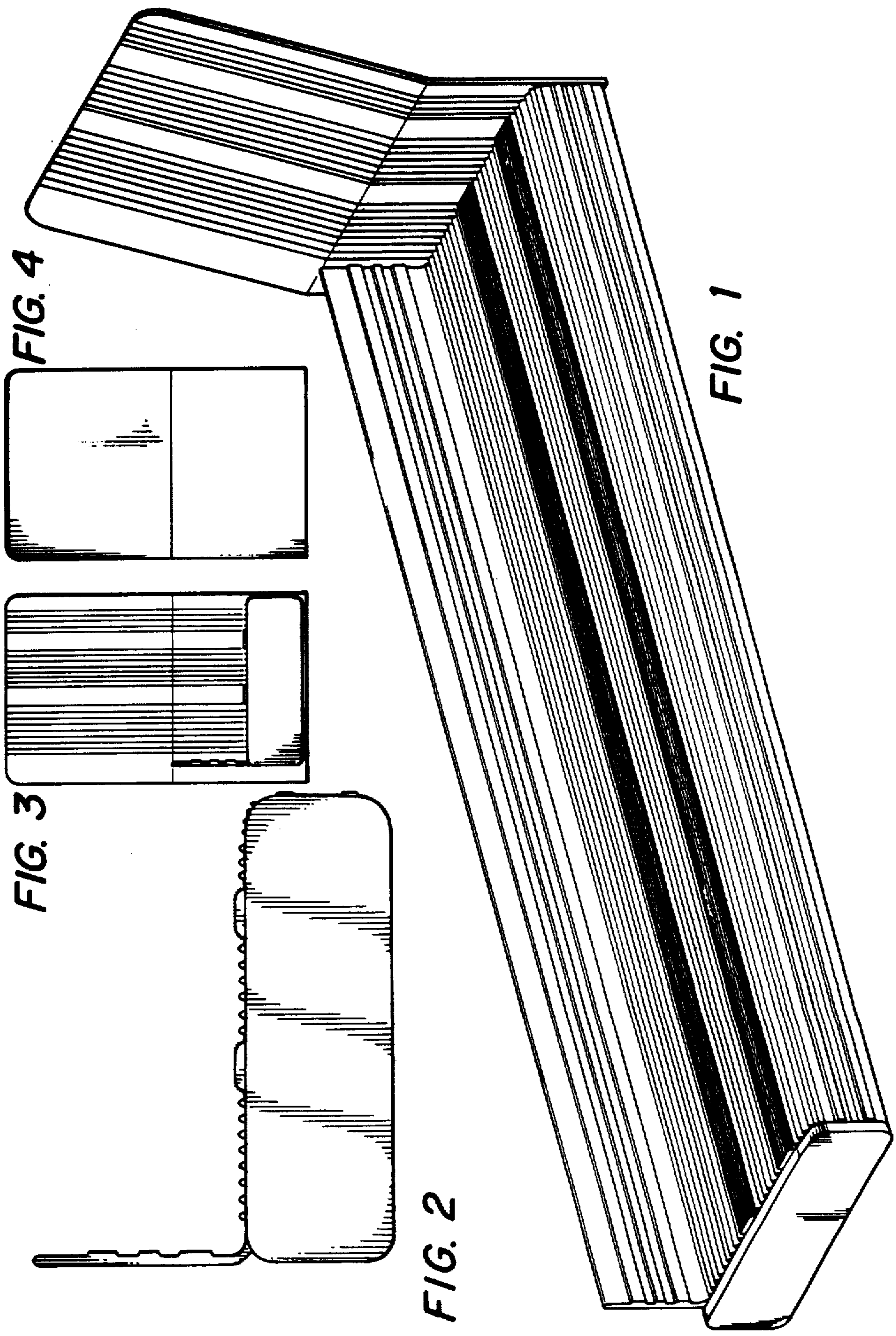
FIG. 6 is a top plan view thereof on a reduced scale;

FIG. 7 is a bottom plan view thereof on a reduced scale;

FIG. 8 is a rear elevational view thereof on a reduced scale; and

FIG. 9 is a front perspective view of a combined vehicle running board and splash guard showing a second embodiment of my new design, the sole difference being that it is adapted to be mounted on the left side of a vehicle.








FIG. 5




FIG. 6




FIG. 7




FIG. 8

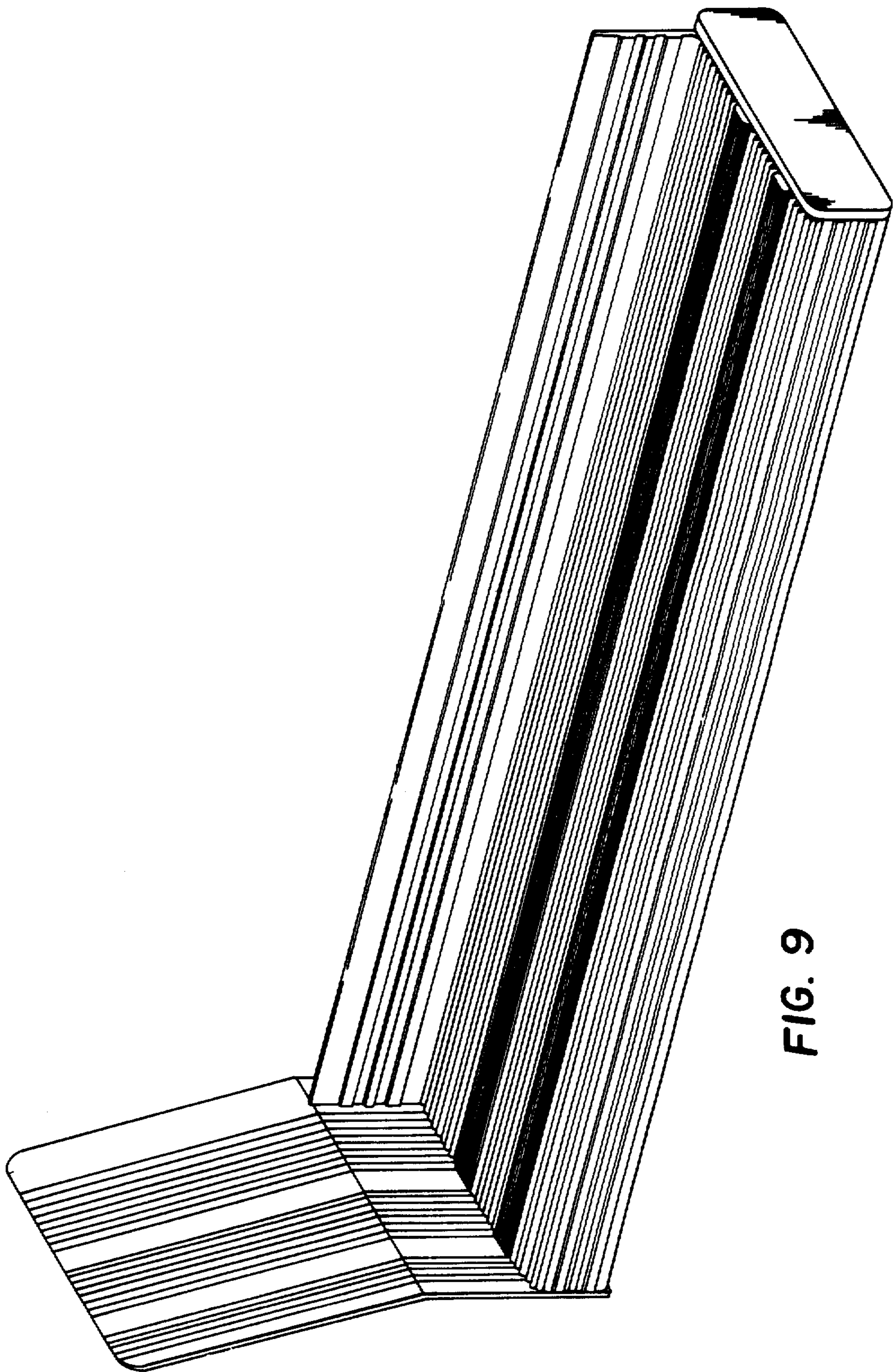


FIG. 9