

[54] **COMPUTER TERMINAL CASE**

[75] Inventor: **Charles F. Middleton, Jr.**, Sudbury, Mass.

[73] Assignee: **Computer Transceiver Systems, Inc.**, Paramus, N.J.

[**] Term: **14 Years**

[21] Appl. No.: **48,819**

[22] Filed: **Jun. 15, 1979**

[51] Int. Cl. **D3-02**

[52] U.S. Cl. **D3/72; D3/76; D14/114**

[58] Field of Search **D3/30, 36, 39, 53, 72, D3/73, 76; D14/42, 45; 190/41 R, 48, 58 B**

[56] **References Cited**

U.S. PATENT DOCUMENTS

D. 218,313	8/1970	Rice	D3/73
D. 222,472	10/1971	Jacobson	D14/45
D. 229,315	11/1973	Scott	D14/42
D. 245,815	9/1977	Dunnavan	D3/76
D. 250,022	10/1978	Pycha	D14/45

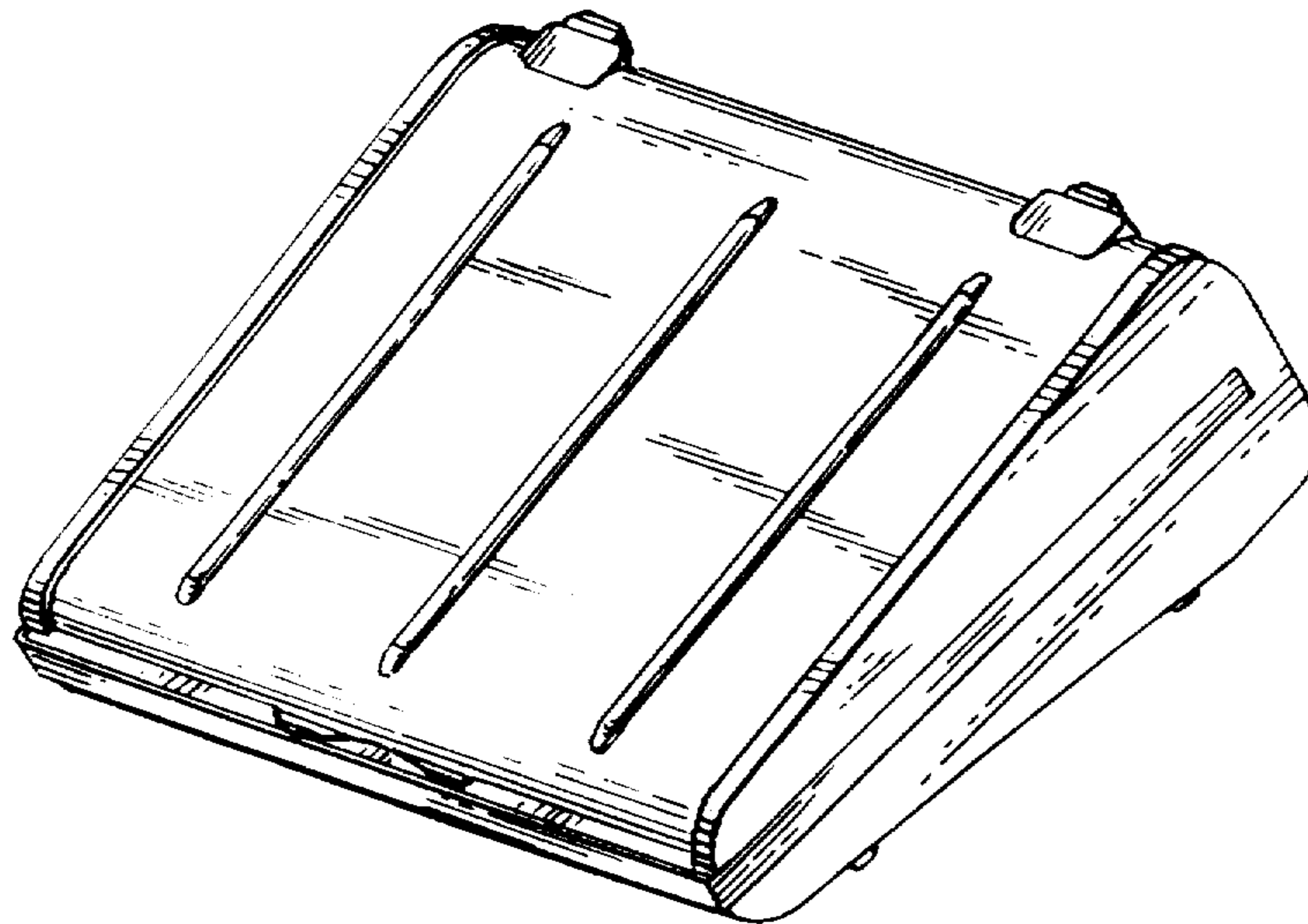
Primary Examiner—George P. Word
Attorney, Agent, or Firm—Hane, Roberts, Spieccens & Cohen

[57] **CLAIM**

The ornamental design for a computer terminal case, substantially as shown and described.

DESCRIPTION

FIG. 1 is a perspective view of a computer terminal case showing my new design;
FIG. 2 is a top plan view thereof;
FIG. 3 is a bottom plan view thereof;
FIG. 4 is a right side elevational view thereof;
FIG. 5 is a front elevational view thereof; and
FIG. 6 is a rear elevational view thereof.






FIG. 1

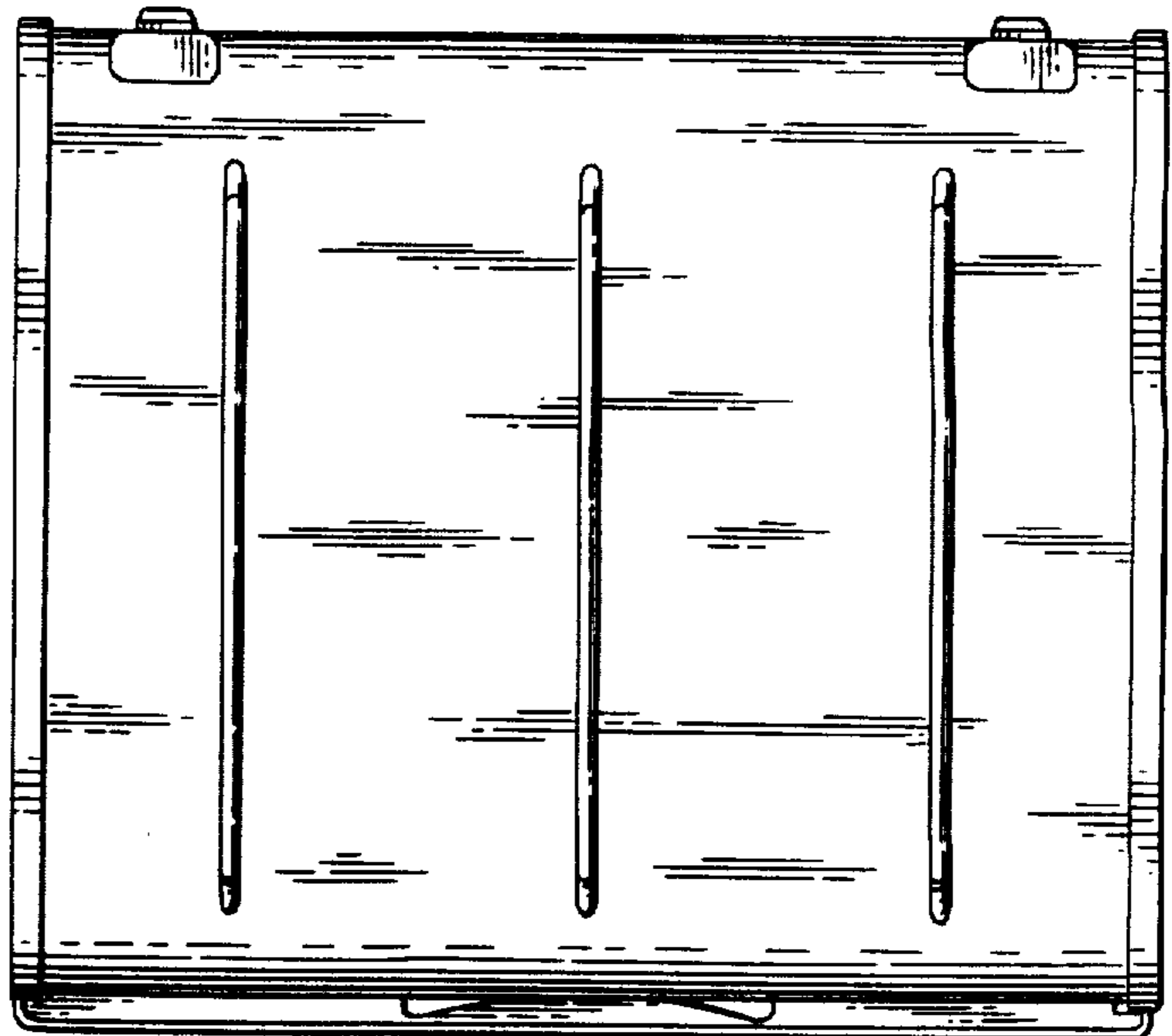


FIG. 2




FIG. 3




FIG. 4

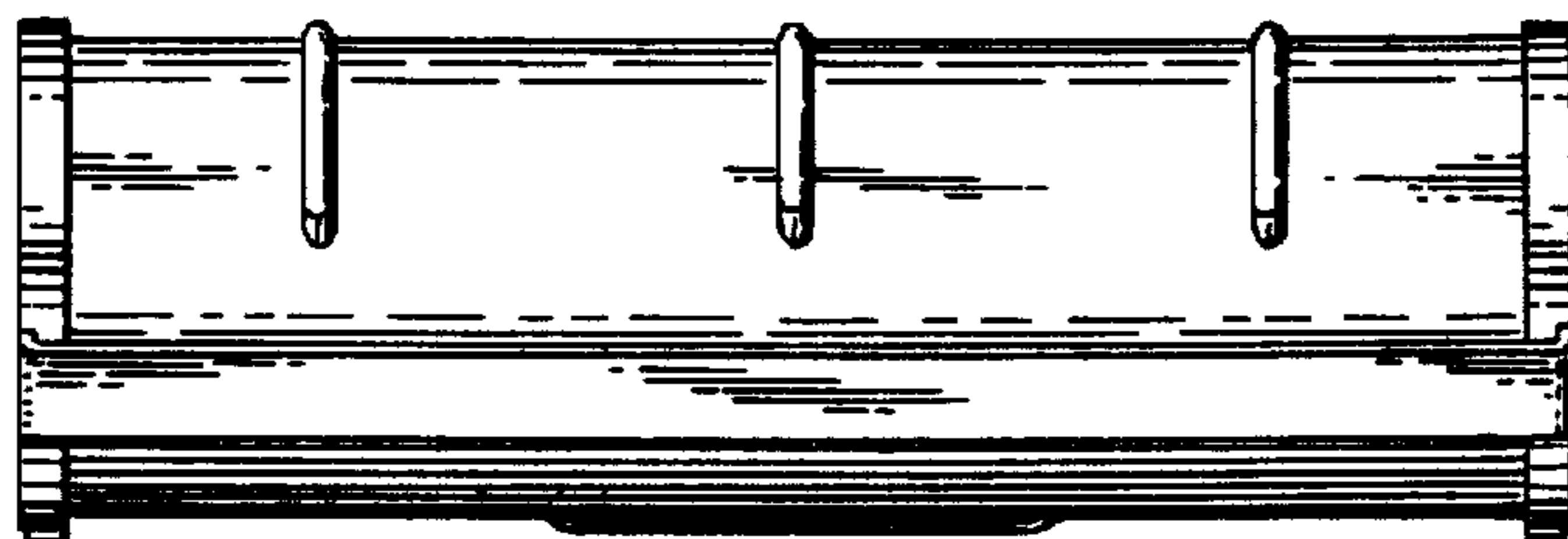


FIG. 5



FIG. 6