

[54] **WINDOW COMPONENT EXTRUSION**

[76] **Inventor:** Raymond Dallaire, P.O. Box 220,
Levis, Quebec, Canada

[**] **Term:** 14 Years

[21] **Appl. No.:** 942,754

[22] **Filed:** Sep. 14, 1978

[30] **Foreign Application Priority Data**

Mar. 17, 1978 [CA] Canada 17037810

[51] **Int. Cl.** D25-01

[52] **U.S. Cl.** D25/74

[58] **Field of Search** D25/47, 48, 52, 60,
D25/61, 73, 74, 75, 76; 49/413, 504; 52/716,
720-739

[56] **References Cited**

U.S. PATENT DOCUMENTS

D. 216,956 3/1970 Dallaire D25/74 X
D. 222,932 2/1972 Dallaire D25/74 X
D. 226,904 5/1973 Dallaire et al. D25/74 X
D. 251,134 2/1979 Bancroft et al. D25/74

Primary Examiner—A. Hugo Word

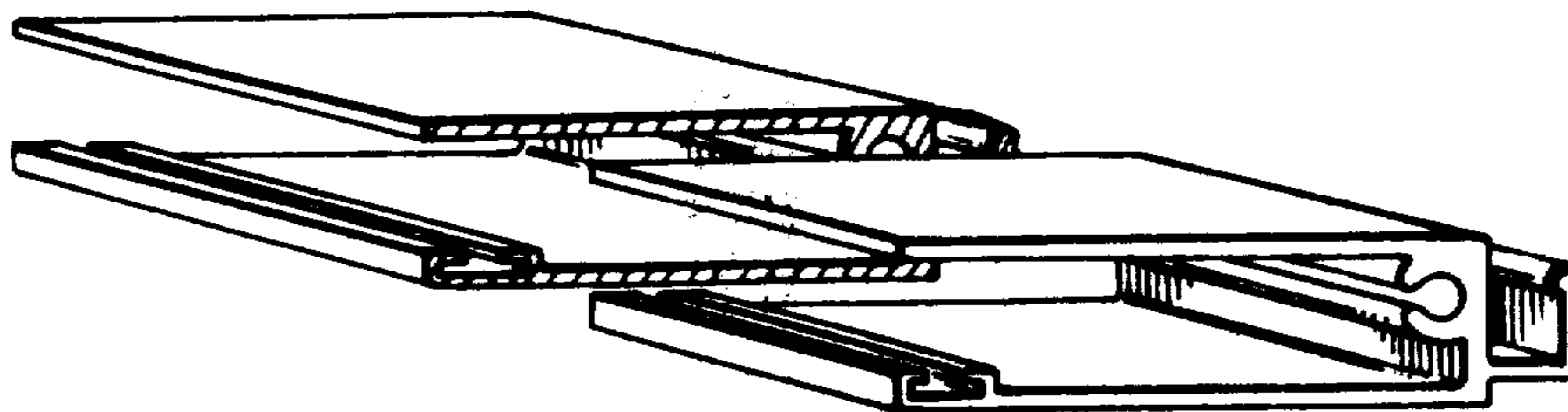
Attorney, Agent, or Firm—Cushman, Darby & Cushman

[57] **CLAIM**

The ornamental design for a window component extrusion, as shown.

DESCRIPTION

FIG. 1 is a broken perspective of one side of the extrusion, and
FIG. 2 is a corresponding broken perspective from the opposite side of the extrusion compared to FIG. 1.



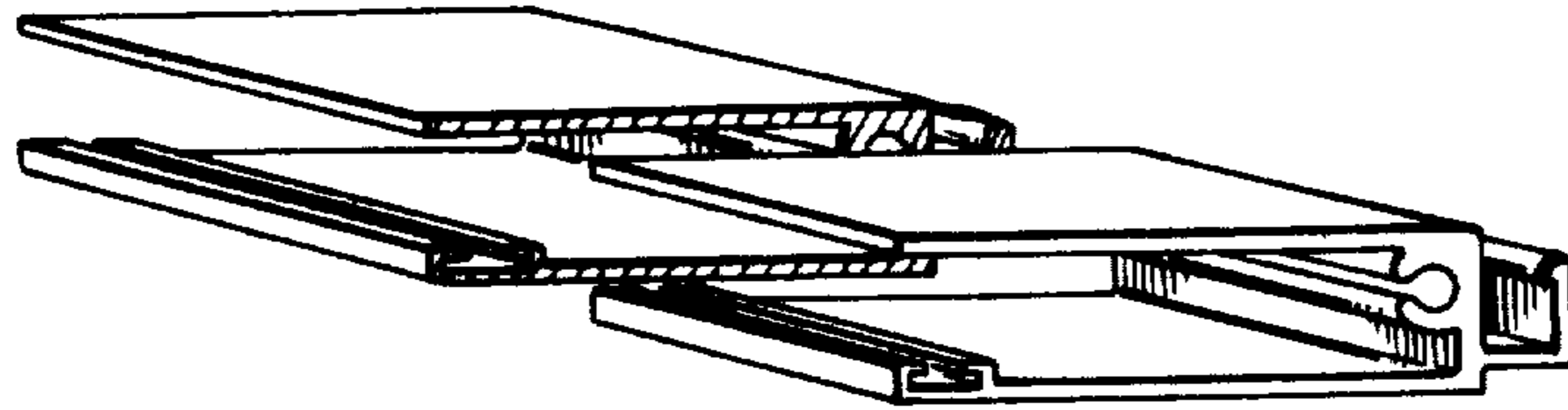


FIG. 1




FIG. 2