

[54] **DISPENSING CONTAINER FOR PHARMACEUTICAL DILUENTS OR THE LIKE**

|            |         |               |       |           |
|------------|---------|---------------|-------|-----------|
| D. 246,574 | 12/1977 | Meierhoefer   | ..... | D9/67     |
| D. 249,958 | 10/1978 | Meierhoefer   | ..... | D24/56    |
| 3,993,223  | 11/1976 | Welker et al. | ..... | 222/541 X |
| 4,178,976  | 12/1979 | Weiler et al. | ..... | 215/1 C   |

[75] Inventor: **Louis T. Pagels**, Hanover Park, Ill.

[73] Assignee: **Automatic Liquid Packaging, Inc.**, Arlington Heights, Ill.

[\*\*] Term: **14 Years**

[21] Appl. No.: **944,343**

[22] Filed: **Sep. 21, 1978**

[51] Int. Cl. .... **D24-99**

[52] U.S. Cl. .... **D24/63**

[58] Field of Search ..... D9/2, 58, 83, 71, 67, D9/59; 206/528; 215/1 C; 128/272, 218 M; 222/107, 541; D24/56, 63, 99

[56] **References Cited**

**U.S. PATENT DOCUMENTS**

D. 235,509 6/1975 Van Amerongen ..... D24/56 X

*Primary Examiner*—Bernard Ansher  
*Attorney, Agent, or Firm*—Dressler, Goldsmith, Shore, Sutker & Milnamow, Ltd.

[57] **CLAIM**

The ornamental design for a dispensing container for pharmaceutical diluents or the like, substantially as shown in the drawings.

**DESCRIPTION**

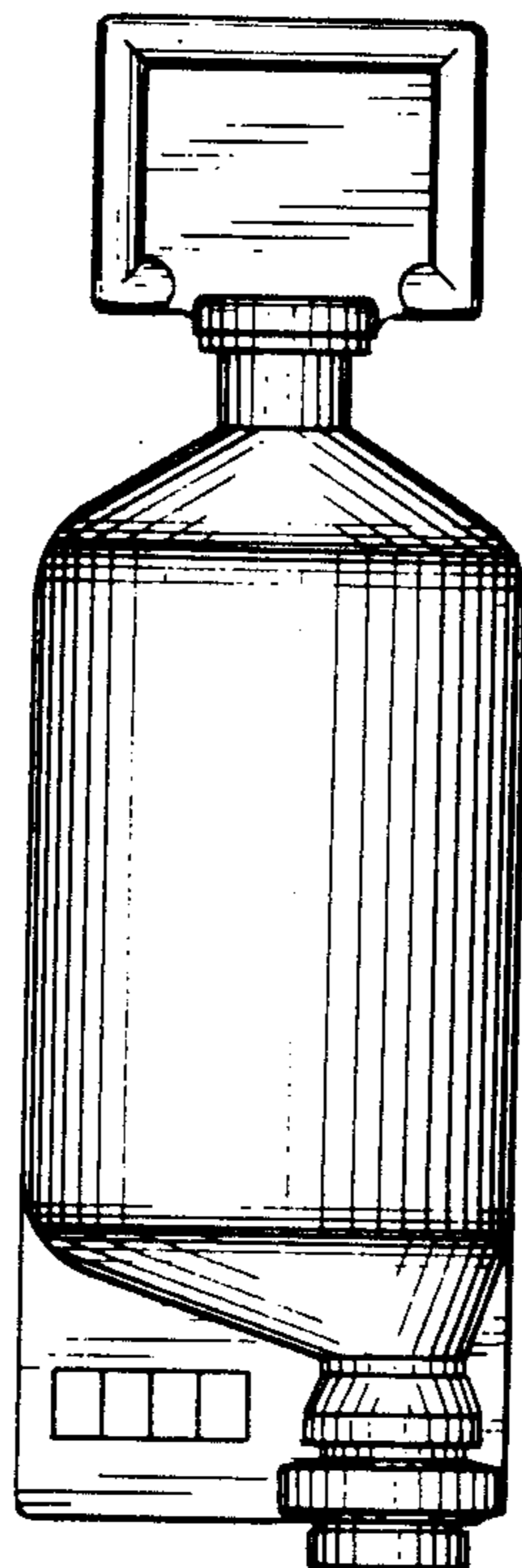
FIG. 1 is a front elevation of a dispensing container for pharmaceutical diluents or the like showing my new design;

FIG. 2 is a side elevation thereof;

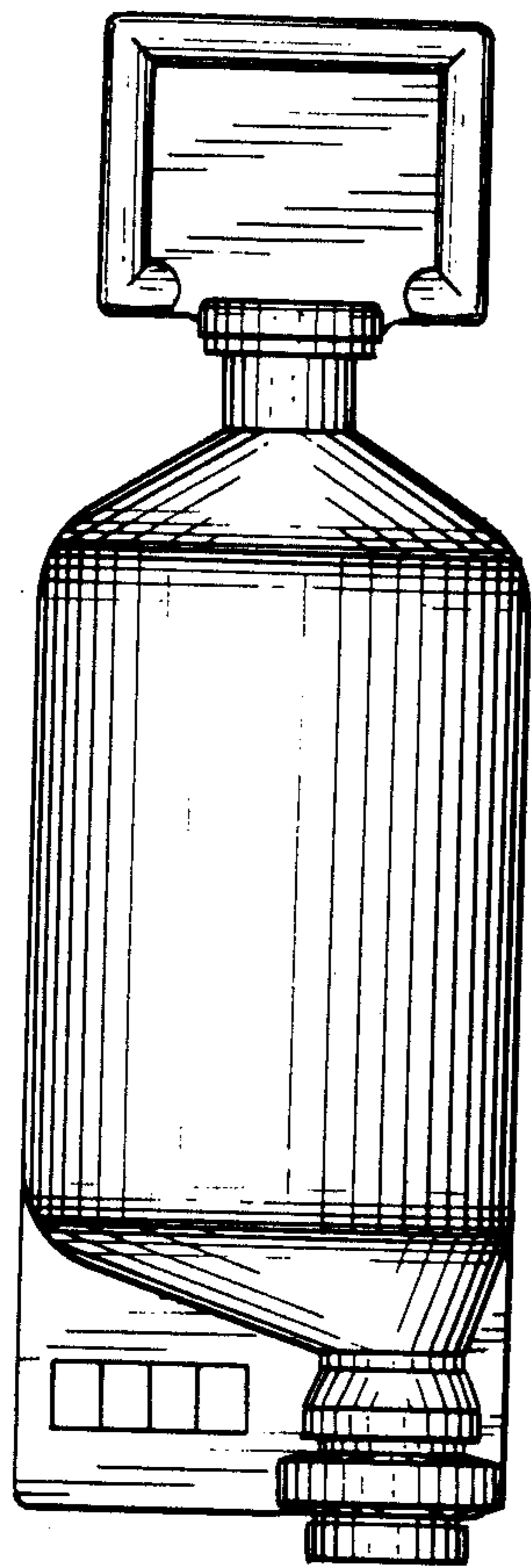
FIG. 3 is an elevation as seen from the side opposite FIG. 2;

FIG. 4 is a top plan view thereof; and


FIG. 5 is a bottom plan view thereof.



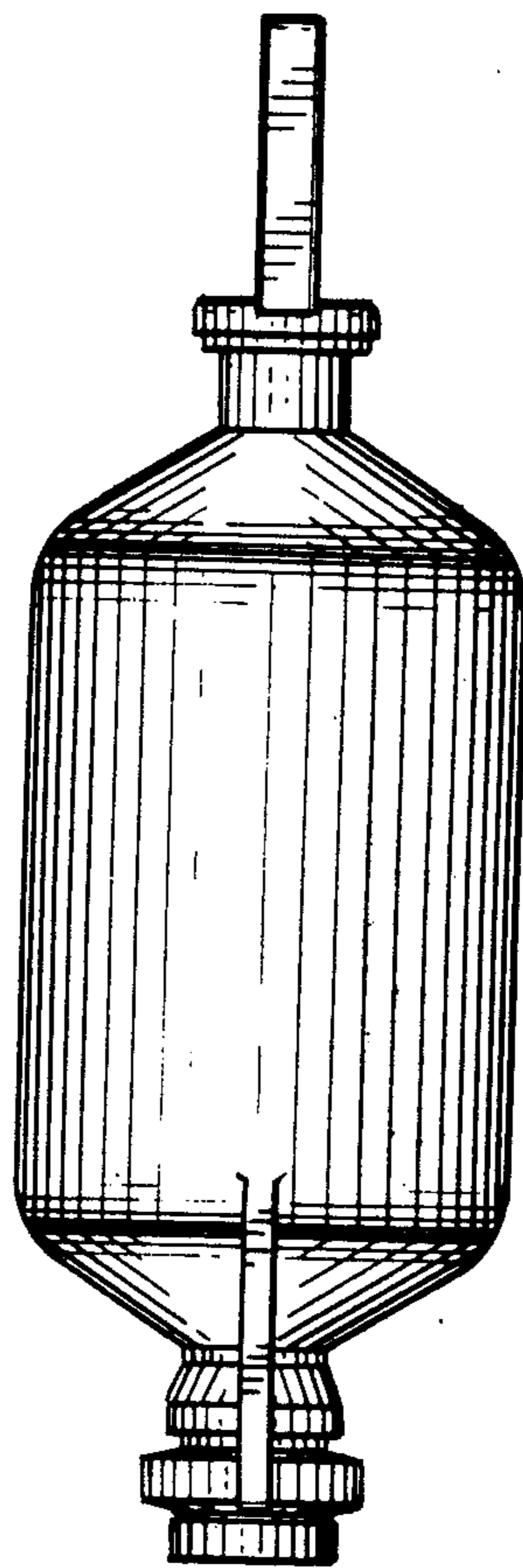
*Fig. 1.*



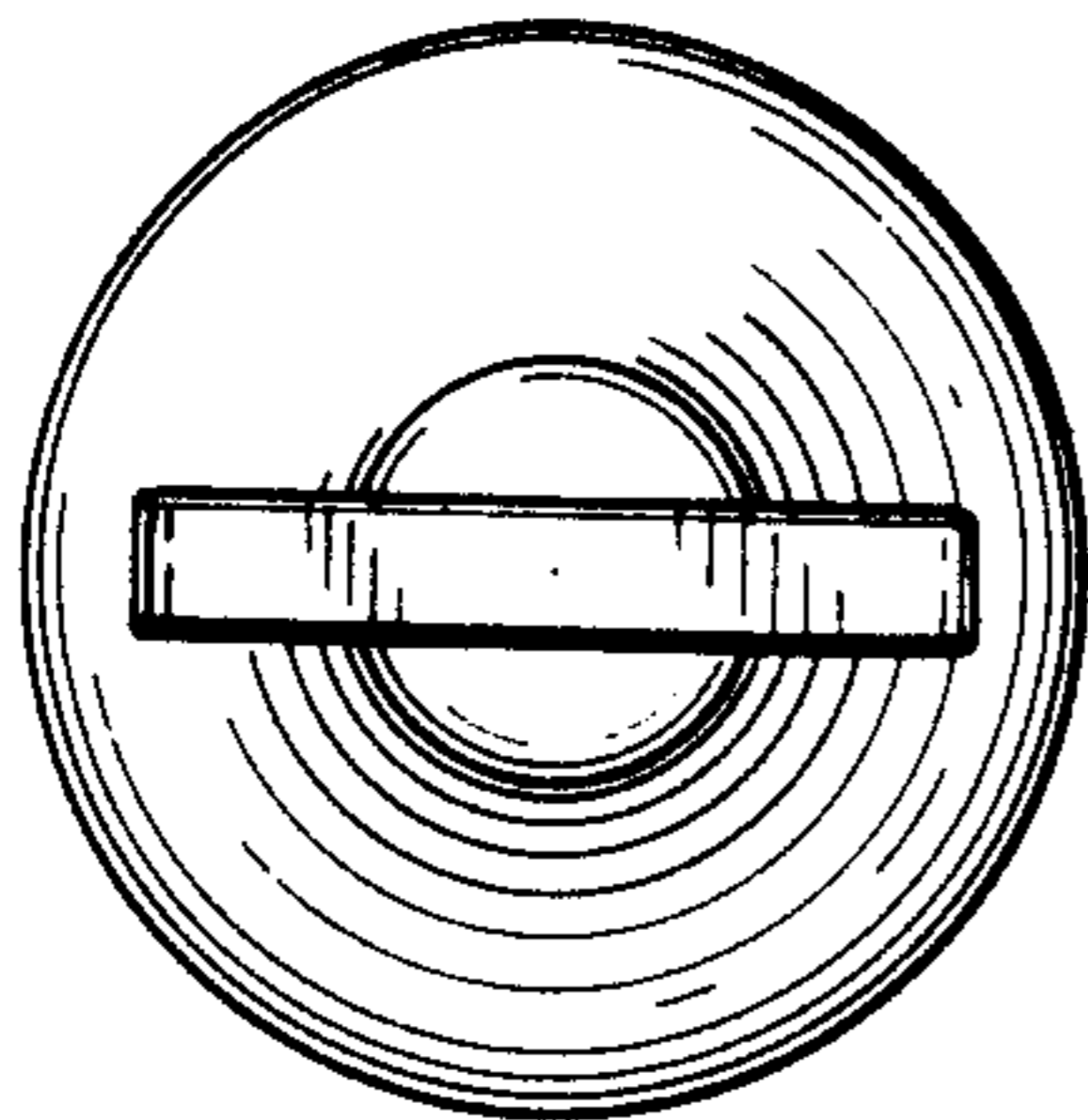
*Fig. 2.*



*Fig. 3.*



*Fig. 4.*



*Fig. 5.*

