

[54] TOY FASTENER

4,027,874 6/1977 Buckholtz, Jr. 272/1 R

[75] Inventors: Mel Appel, 9 Nottingham Rd., Livingston, N.J. 07039; Paul B. Means, Basking Ridge, N.J.

[73] Assignee: Mel Appel, Livingston, N.J.

[**] Term: 14 Years

[21] Appl. No.: 14,600

[22] Filed: Feb. 23, 1979

[51] Int. Cl. D21-01; D8-08

[52] U.S. Cl. D21/109; D8/387; D8/397; D11/157; D21/155; D21/168

[58] Field of Search D21/59, 109, 120, 166, D21/170, 189, 155, 168, 108; 35/22 A; D11/157, 158; D8/397, 387

[56] References Cited

U.S. PATENT DOCUMENTS

D. 52,659 11/1918 Humbert D21/108
D. 172,759 8/1954 Orren et al. D21/150

OTHER PUBLICATIONS

Reid's, Mar. 1964, p. 81, Cheeknuts, copy in Hardware Cat. Box RR-1.

Primary Examiner—Lester L. Lee

Attorney, Agent, or Firm—Lerner, David, Littenberg & Samuel

[57] CLAIM

The ornamental design for a toy fastener, substantially as shown and described.

DESCRIPTION

FIG. 1 is a perspective view of a toy fastener showing our new design;


FIG. 2 is a front elevational view thereof;

FIG. 3 is a left side elevational view thereof;

FIG. 4 is a back elevational view thereof;

FIG. 5 is a right side elevational view thereof; and

FIG. 6 is a top plan view thereof, the bottom plan view being identical thereto.






FIG. 1




FIG. 2

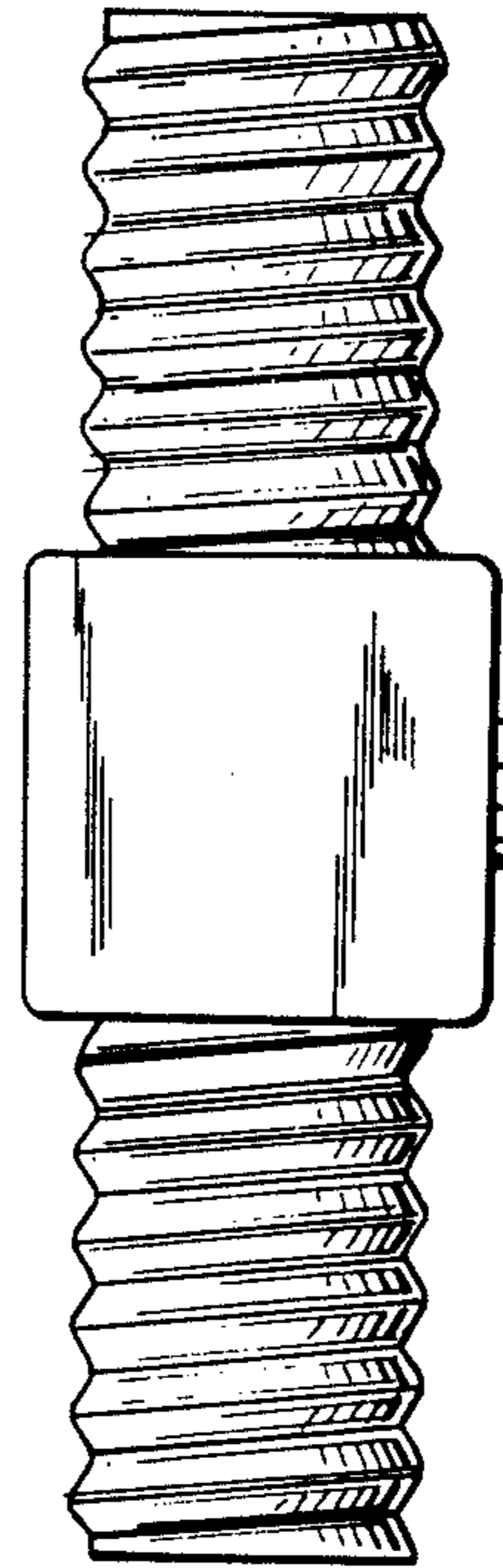


FIG. 3

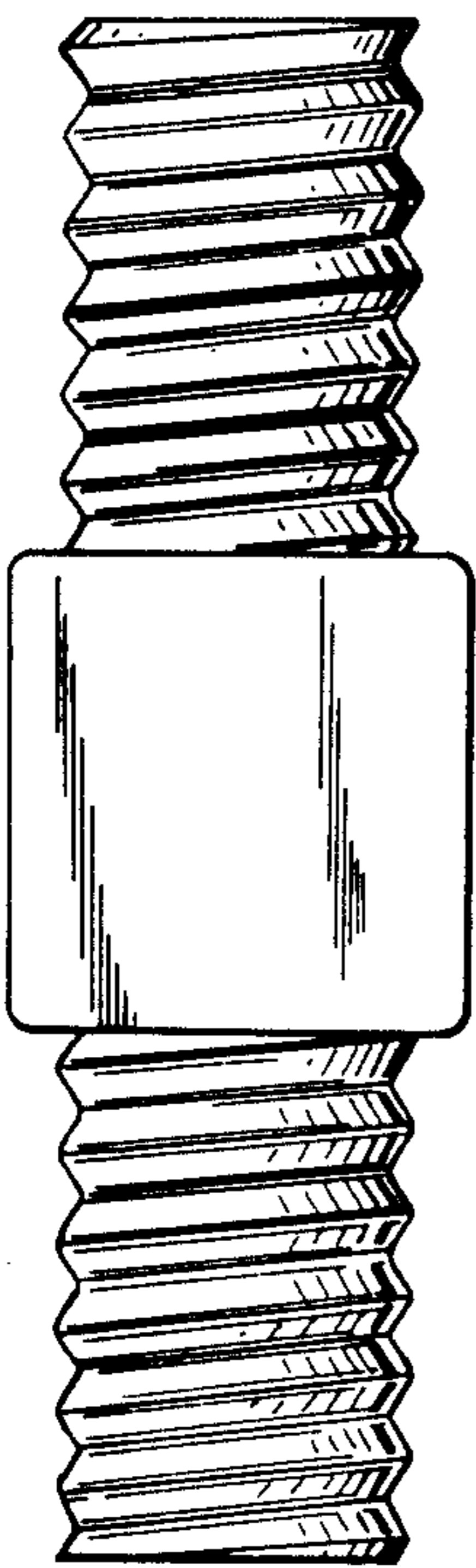


FIG. 4




FIG. 5

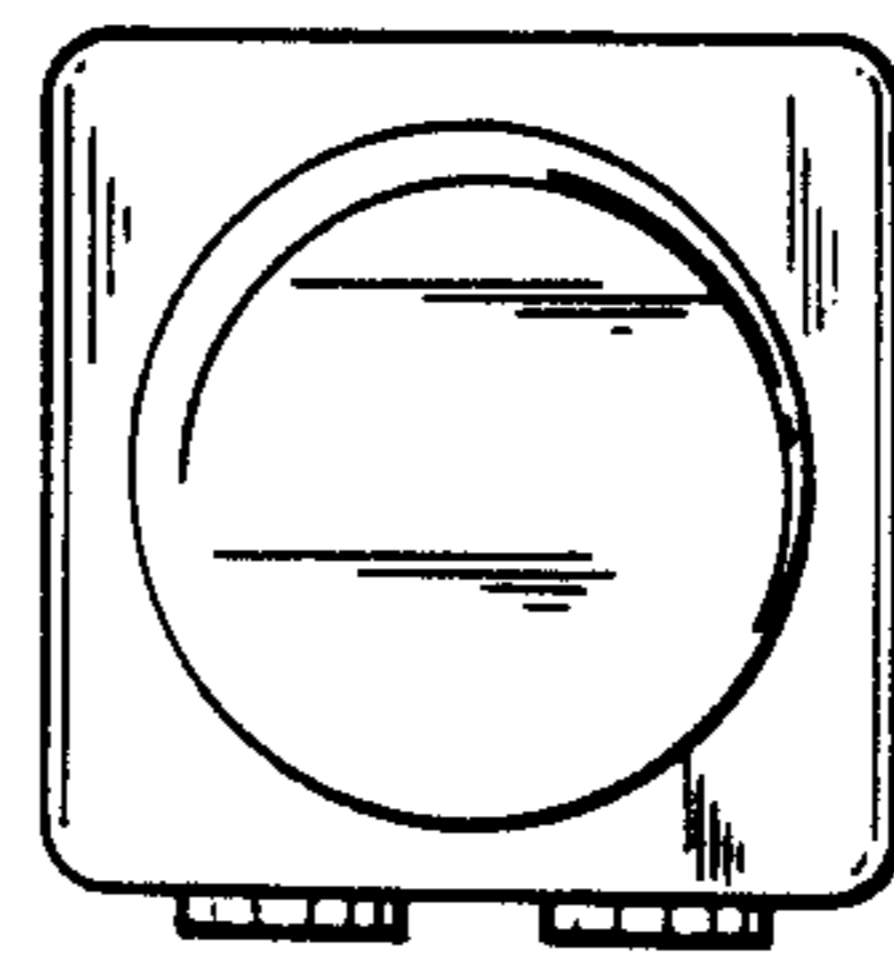


FIG. 6