

[54] KNIFE HANDLE

[75] Inventor: Ronald W. Weber, Edina, Minn.  
[73] Assignee: Normark Corporation, Minneapolis, Minn.  
[\*\*] Term: 14 Years  
[21] Appl. No.: 3,015  
[22] Filed: Jan. 12, 1979

[51] Int. Cl. .... D07-03  
[52] U.S. Cl. .... D7/151; D7/152  
[58] Field of Search ..... D7/151, 152, 150, 137;  
30/343, 344; D8/98, 99, 100

[56] References Cited  
U.S. PATENT DOCUMENTS

|            |        |        |       |         |
|------------|--------|--------|-------|---------|
| D. 171,640 | 3/1954 | Culver | ..... | D7/152  |
| D. 192,916 | 5/1962 | Zorn   | ..... | D7/150  |
| 2,787,059  | 4/1957 | Wingen | ..... | D7/151  |
| 4,180,909  | 1/1980 | Lind   | ..... | D8/98 X |

FOREIGN PATENT DOCUMENTS

P 13095 3/1956 Fed. Rep. of Germany ..... D7/151



Primary Examiner—Winifred E. Herrmann  
Attorney, Agent, or Firm—James R. Cwayna

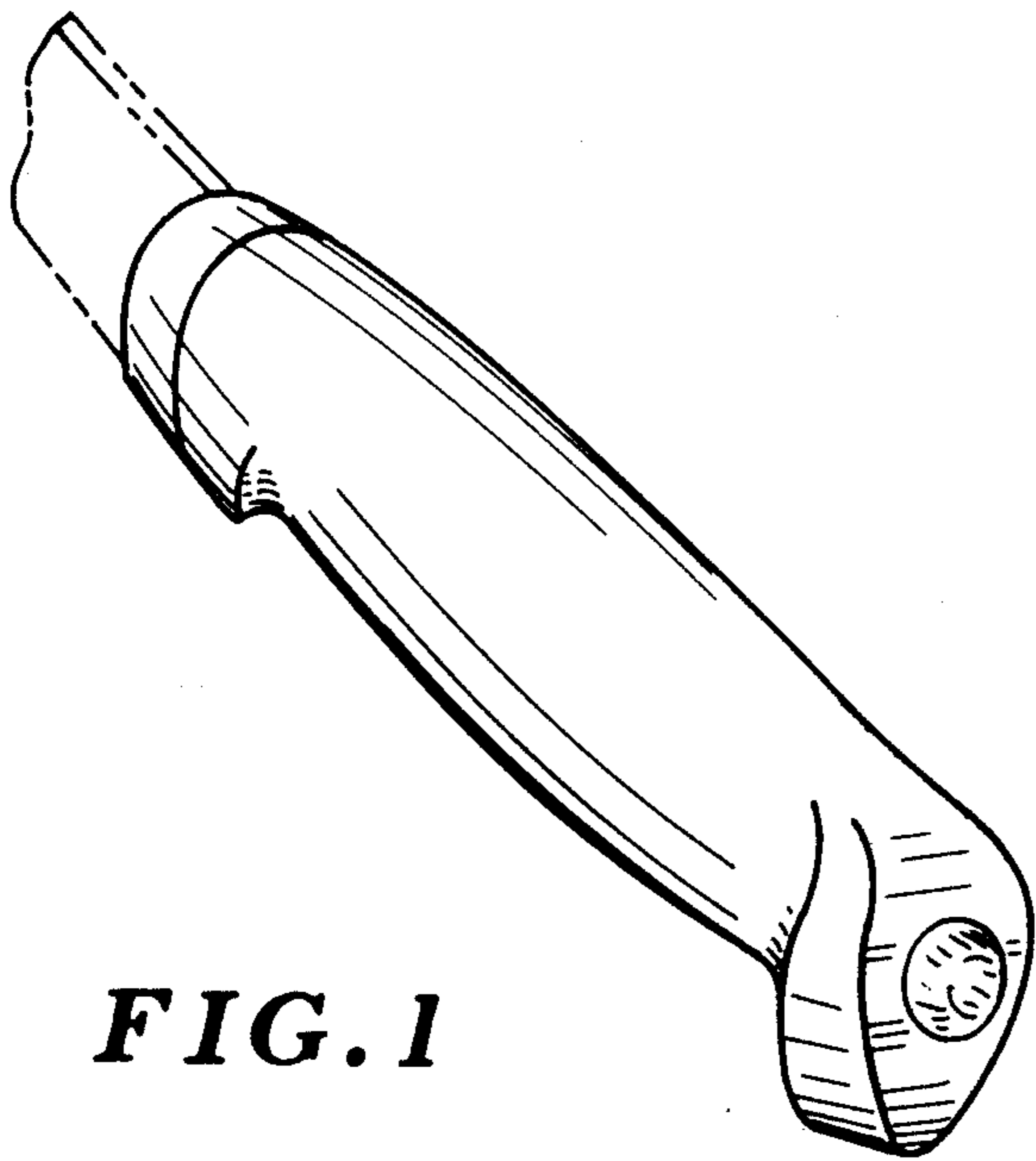
[57] CLAIM

The ornamental design for a knife handle, as shown and described.

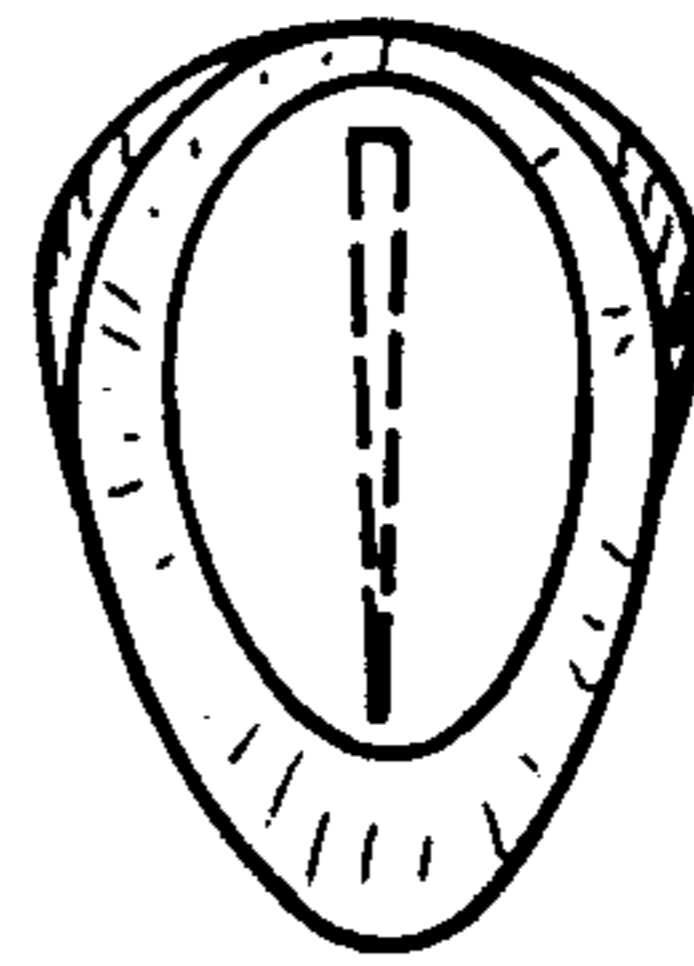
DESCRIPTION

FIG. 1 is a perspective view of a knife handle showing my new design, the broken line showing of a fragment of a blade being for illustrative purposes only; FIG. 2 is a top view thereof; FIG. 3 is a side view thereof; FIG. 4 is a bottom view thereof; FIG. 5 is an end view taken from the blade end of the knife handle; and, FIG. 6 is an end view taken from the end opposite that of FIG. 5.

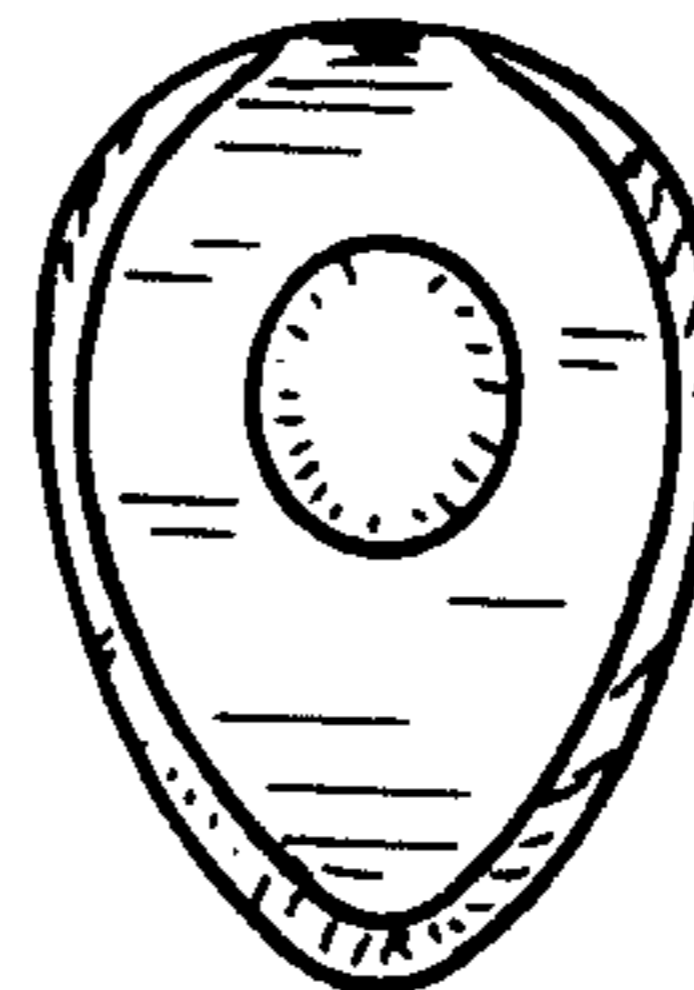




**FIG. 1**



**FIG. 5**



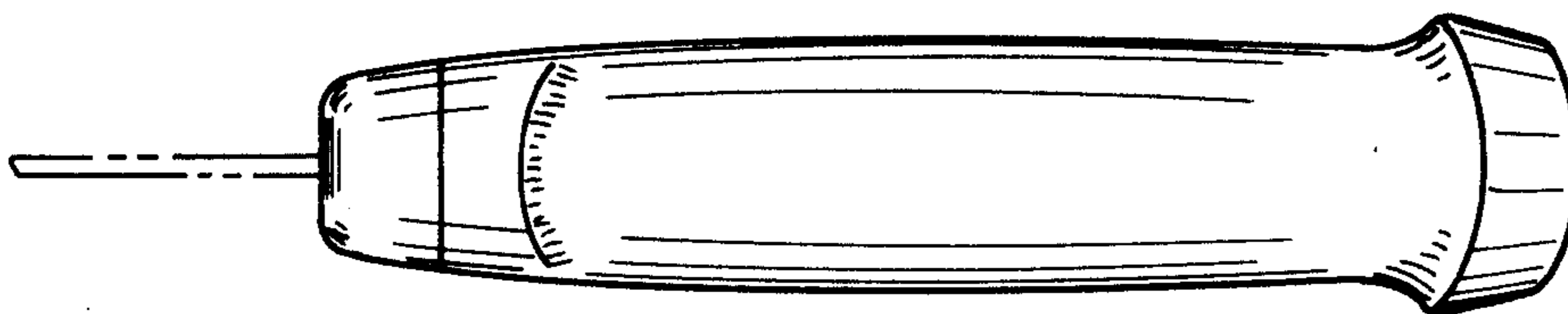
**FIG. 6**



**FIG. 2**



**FIG. 3**



**FIG. 4**