

[54] RACKET FRAME

[76] Inventor: David Epstein, 8A Ground Floor,  
Tung Shan Ter., Stubbs Rd., Hong  
Kong, Hong Kong

[\*\*] Term: 14 Years

[21] Appl. No.: 6,962

[22] Filed: Jan. 25, 1979

[30] Foreign Application Priority Data

Aug. 1, 1978 [GB] United Kingdom ..... 985722/78

[51] Int. Cl. .... D21-02

[52] U.S. Cl. .... D21/212

[58] Field of Search ..... D21/212; 273/73 R, 73 F,  
273/73 G, 73 H, 73 C

[56] References Cited

U.S. PATENT DOCUMENTS

D. 222,657 11/1971 Latham et al. .... D21/212  
4,042,238 8/1977 Theriault ..... 273/73 G

FOREIGN PATENT DOCUMENTS

8904 of 1885 United Kingdom ..... 273/73 R

OTHER PUBLICATIONS

The Sporting Goods Dealer, p. 200, bottom, racket.

Primary Examiner—Melvin B. Feifer

Attorney, Agent, or Firm—Pollock, Vande Sande &  
Priddy

[57] CLAIM

The ornamental design for a racket frame, as shown and  
described.

DESCRIPTION

FIG. 1 is a front elevation of a racket frame showing my  
new design, the opposite side being the same in appear-  
ance,

FIG. 2 is an edge view the opposite side being the same  
in appearance,

FIG. 3 is a plan view, and

FIG. 4 is an underneath plan view.

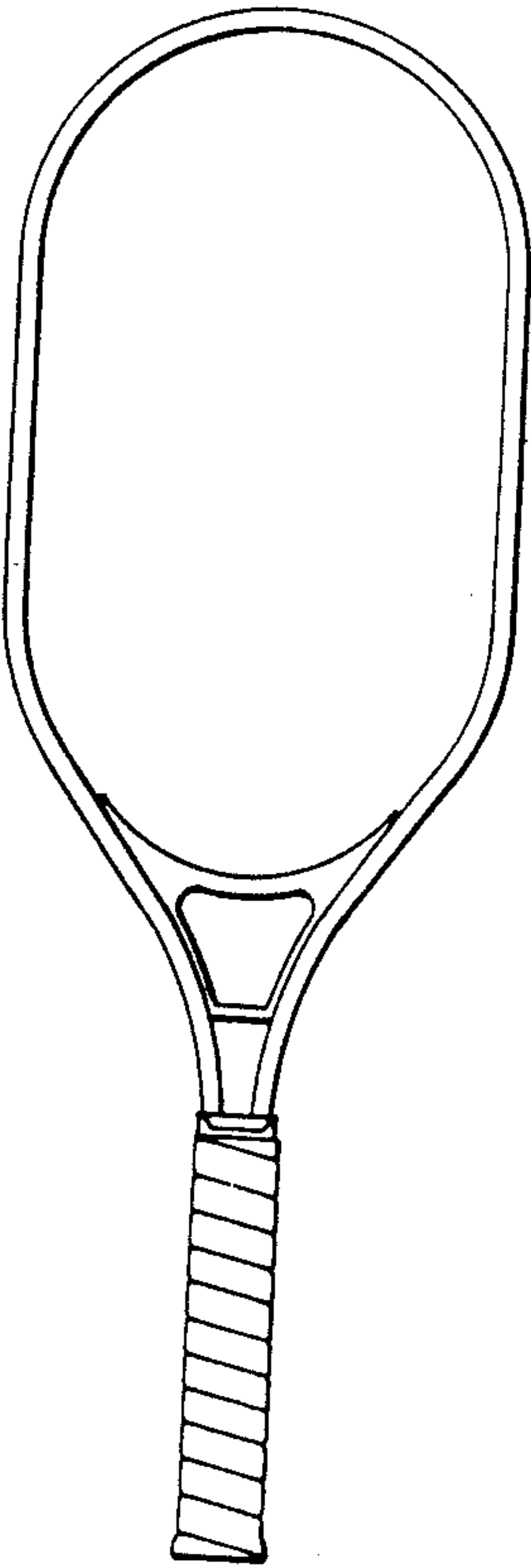


FIG. 1.

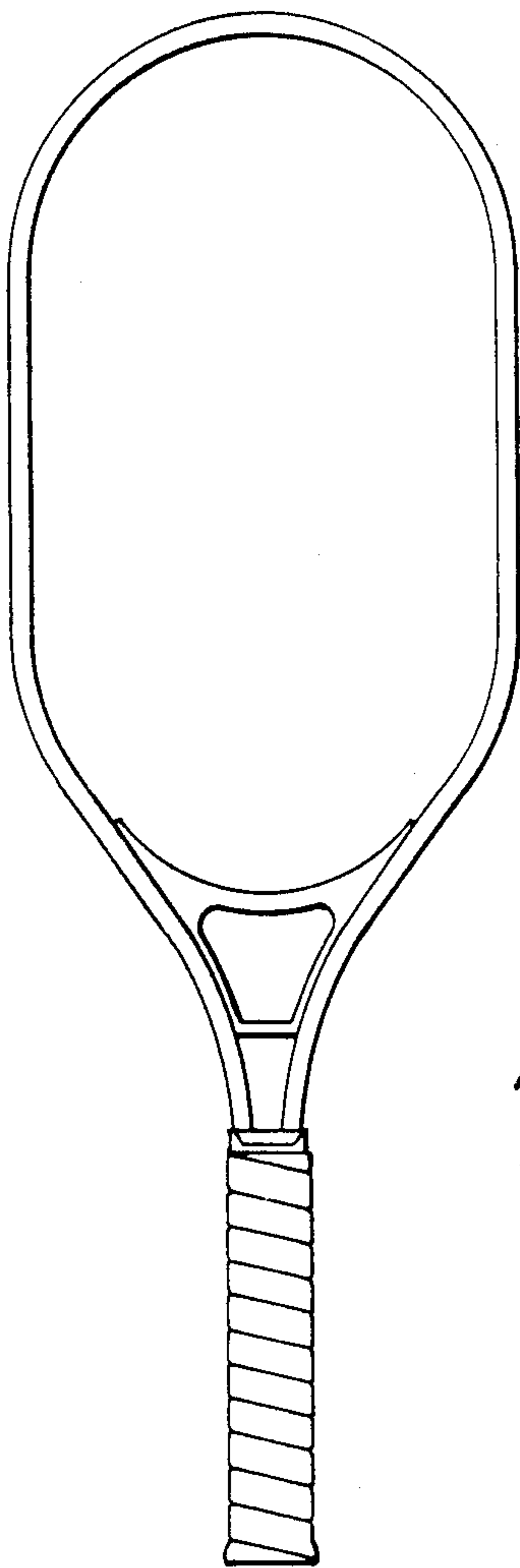


FIG. 2.

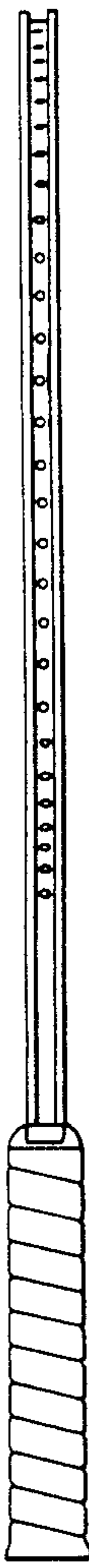


FIG. 3.



FIG. 4.