

[54] WRITING INSTRUMENT

[75] Inventors: **Thomas H. DuBois**, Van Nuys, Calif.;  
**Theodore J. Peters**, East Williston,  
N.Y.

[73] Assignee: **Jonathan Bradley Pens, Inc.**, Long  
Island City, N.Y.

[\*\*] Term: **14 Years**

[21] Appl. No.: **115,245**

[22] Filed: **Jan. 21, 1980**

[51] Int. Cl. .... **D19-06**

[52] U.S. Cl. .... **D19/42; D19/46;**  
**D19/50**

[58] Field of Search ..... **D19/41-51,**  
**D19/55-57; D8/387; 401/99, 104**

[56] **References Cited**

**U.S. PATENT DOCUMENTS**

D. 18,491 7/1888 Jones ..... D19/42

D. 19,119 5/1889 Rowe ..... D19/42  
D. 60,479 2/1922 Terrell ..... D19/46  
D. 70,575 7/1926 Parker ..... D19/46  
D. 170,539 10/1953 Lovejoy ..... D19/50

**OTHER PUBLICATIONS**

Simmons Hardware Co. Cat. 1890, p. 1001, Item No. 24.

*Primary Examiner*—George P. Word

*Attorney, Agent, or Firm*—Salter & Michaelson

[57] **CLAIM**

The ornamental design for a writing instrument, substantially as shown.

**DESCRIPTION**

FIG. 1 is a perspective view of a writing instrument showing our new design;

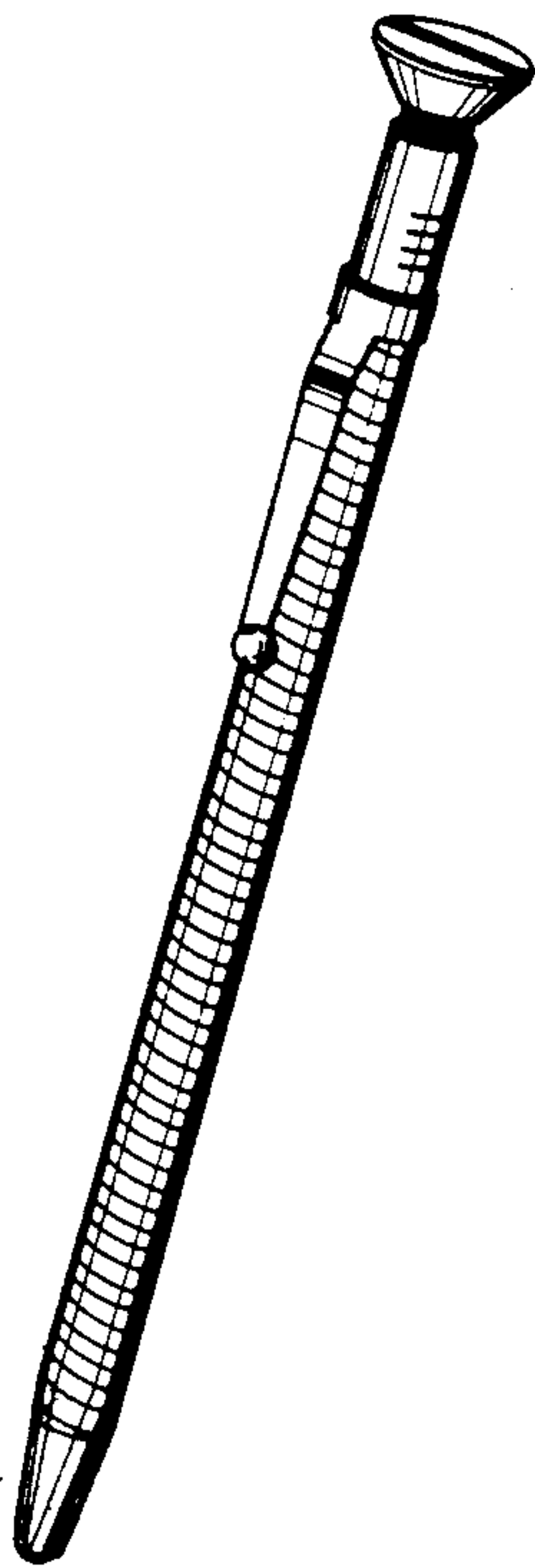
FIG. 2 is a front elevational view thereof;

FIG. 3 is a right side elevational view thereof;

FIG. 4 is a rear elevational view thereof;

FIG. 5 is a top plan view thereof; and

FIG. 6 is a bottom plan view thereof.



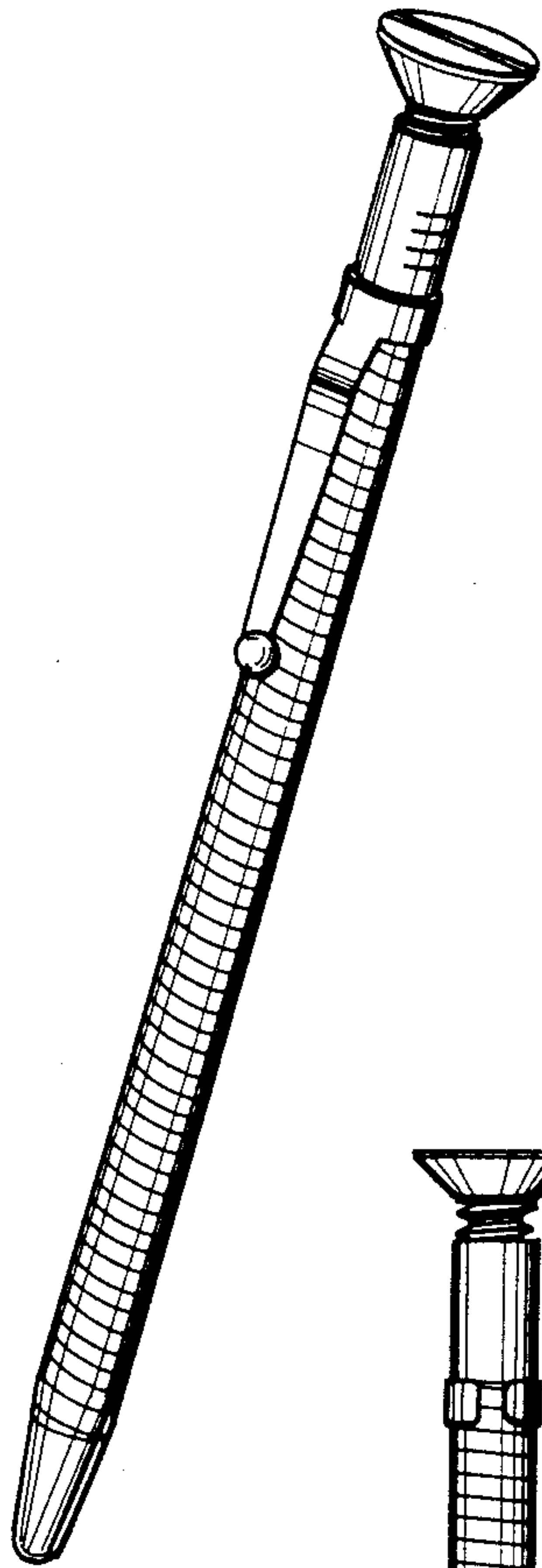


FIG. 1

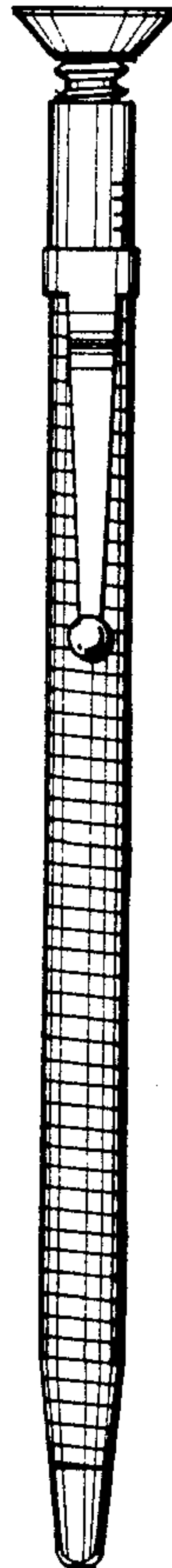


FIG. 2

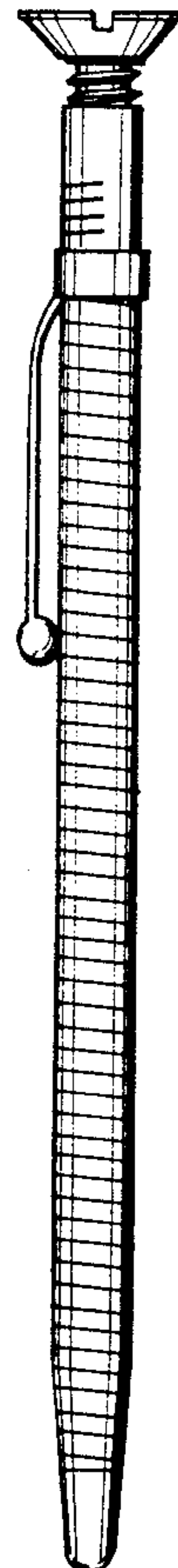


FIG. 3

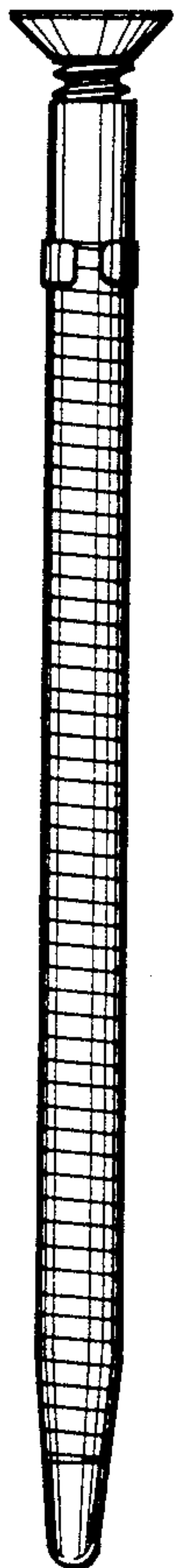


FIG. 4

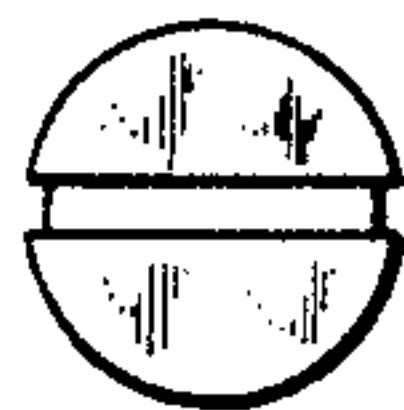


FIG. 5



FIG. 6