

[54] COMBINED SCALE AND TAPE MEASURE

2,603,474	7/1952	Mandolf .....	177/233
2,750,184	6/1956	Warndahl .....	177/232 X
4,164,334	8/1979	Rathbun .....	33/138 X

[76] Inventor: **Hon K. Woo**, Flat C and D, Yip Fat Factory Bldg., 7th Floor, 77 Hoi Yuen Rd., Kwun Tong, Kowloon, Hong Kong

FOREIGN PATENT DOCUMENTS

11394 of 1902 United Kingdom ..... 177/232

[\*\*] Term: **14 Years**

OTHER PUBLICATIONS

[21] Appl. No.: **80,090**

*Industrial Equip. News*, 5/65, p. 78, Scales at bottom right.

[22] Filed: **Sep. 28, 1979**

*Primary Examiner*—Nelson C. Holtje  
*Attorney, Agent, or Firm*—Lowe, Kokjer, Kircher, Wharton & Bowman

[30] Foreign Application Priority Data

Jun. 5, 1979 [GB] United Kingdom ..... 990205

[51] Int. Cl. .... **D10-04**

[57] CLAIM

[52] U.S. Cl. .... **D10/88**

The ornamental design for a combined scale and tape measure, as shown.

[58] Field of Search ..... D10/87, 88, 89; 33/137, 33/138; 177/232, 233

[56] References Cited

U.S. PATENT DOCUMENTS


D. 150,146	7/1948	Mandolf .....	D10/88
D. 157,032	1/1950	Cushman .....	D10/89 X
338,535	3/1886	Maguire .....	177/232
2,458,811	1/1949	Von Koscielski .....	33/138

DESCRIPTION

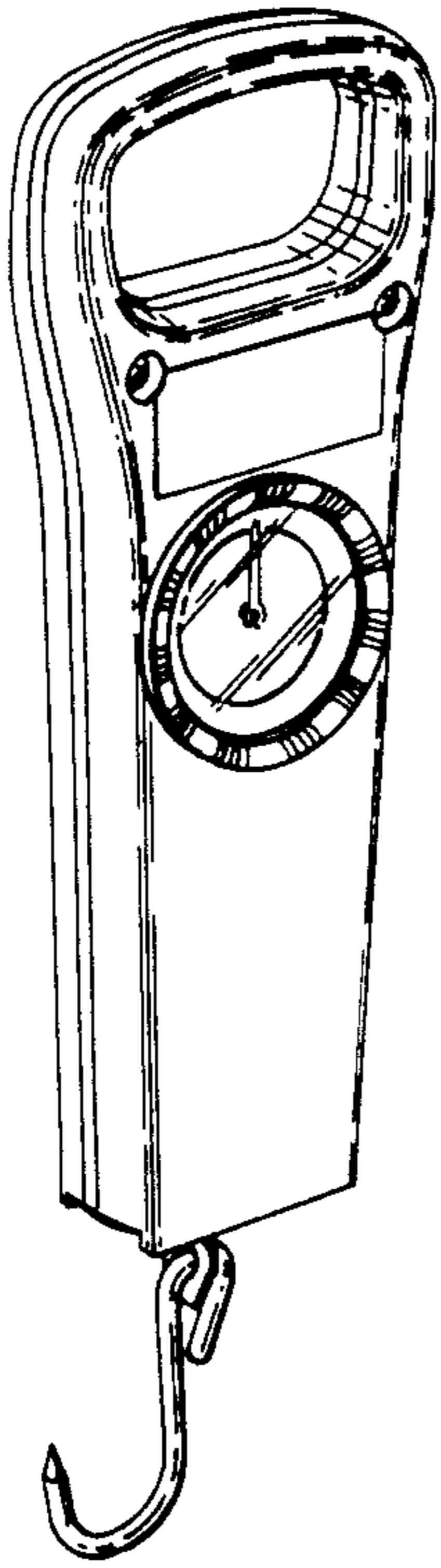
FIG. 1 is a front and top-left perspective view of a combined scale and tape measure showing my new design;

FIG. 2 is a rear and bottom right perspective view thereof;

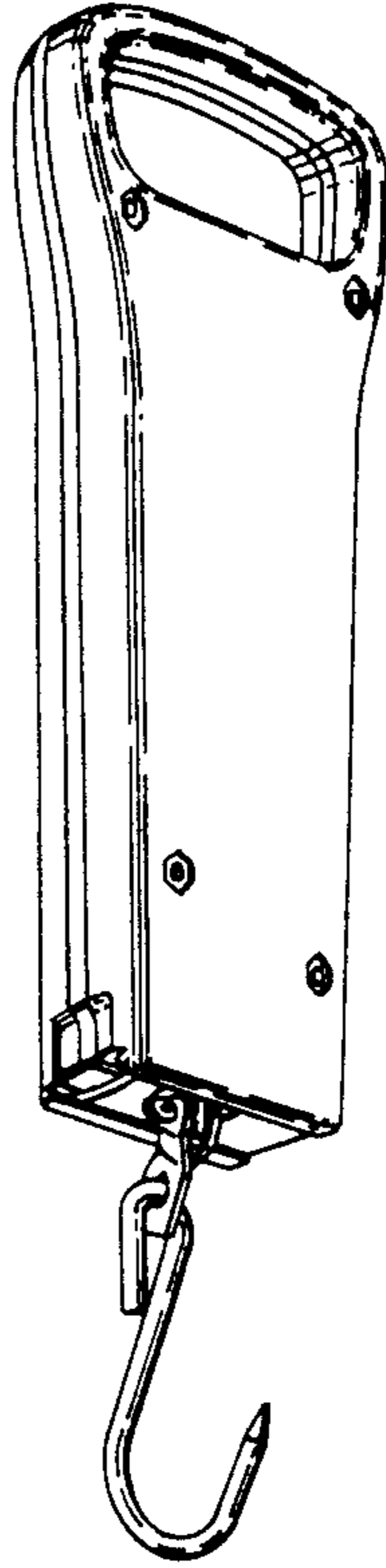
FIG. 3 is a front elevational view thereof.



*Fig. 1.*



*Fig. 2.*



*Fig. 3.*

