

[54] SHIPPING TRAY FOR DYNAMOELECTRIC MACHINES

[75] Inventor: Harold E. Wilkerson, DeKalb, Ill.

[73] Assignee: General Electric Company, Fort Wayne, Ind.

[**] Term: 14 Years

[21] Appl. No.: 57,300

[22] Filed: Jul. 13, 1979

[51] Int. Cl. D9-03

[52] U.S. Cl. D9/424

[58] Field of Search D9/184-189, D9/242; 206/557, 558, 562-564, 319, 328, 332, 334

[56] References Cited

U.S. PATENT DOCUMENTS

D. 124,414 12/1940 Shepard D9/188
D. 181,125 10/1957 Chadbourne D9/188

D. 184,354 2/1959 Joyce D9/187
D. 185,777 7/1959 Robbins D9/187
D. 216,868 3/1970 Britt D9/185
D. 241,518 9/1976 Chadbourne D9/187 X
D. 242,291 11/1976 Gerding et al. D9/187 X
3,777,885 11/1973 Bardeck 206/319 X


Primary Examiner—Robert C. Spangler
Attorney, Agent, or Firm—Joseph E. Papin

[57] CLAIM

The ornamental design for a shipping tray for dynamoelectric machines, substantially as shown and described.

DESCRIPTION

FIG. 1 is a top plan view of a shipping tray for dynamoelectric machines showing my new design;
FIG. 2 is a bottom plan view;
FIG. 3 is a front elevational view;
FIG. 4 is an elevational view looking from the right of FIG. 1;
FIG. 5 is a rear elevational view; and
FIG. 6 is an elevational view looking from the left of FIG. 1.






FIG. 1




FIG. 3



FIG. 4




FIG. 2




FIG. 5




FIG. 6