

[54] SPOON OR SIMILAR ARTICLE

[75] Inventor: Colin B. Richmond, II, Oneida, N.Y.

[73] Assignee: Oneida Ltd., Oneida, N.Y.

[**] Term: 14 Years

[21] Appl. No.: 98,503

[22] Filed: Nov. 29, 1979

[51] Int. Cl. D07-03

[52] U.S. Cl. D7/137

[58] Field of Search D7/137, 138, 140, 141, D7/150, 151, 152

[56] References Cited

U.S. PATENT DOCUMENTS

| | | | | |
|------------|---------|-----------|-------|--------|
| D. 51,185 | 8/1917 | Parrett | | D7/137 |
| D. 86,929 | 5/1932 | Nock | | D7/137 |
| D. 104,467 | 5/1937 | O'Donnell | | D7/137 |
| D. 111,883 | 10/1938 | Turner | | D7/137 |

| | | | | |
|------------|---------|--------------|-------|--------|
| D. 142,714 | 10/1945 | Helander | | D7/137 |
| D. 189,628 | 1/1961 | Young et al. | | D7/137 |

Primary Examiner—Winifred E. Herrmann
Attorney, Agent, or Firm—Nims, Howes, Collison & Isner

[57] CLAIM

The ornamental design for a spoon or similar article, substantially as shown and described.

DESCRIPTION

FIG. 1 is a front view of a spoon showing my new design;

FIG. 2 is a rear view thereof;

FIG. 3 is a side view thereof, the undisclosed side being substantially identical with the side shown in FIG. 3;

FIG. 4 is an enlarged cross-section taken on line 4—4 of FIG. 1;

FIG. 5 is an enlarged cross-section taken on line 5—5 of FIG. 1.

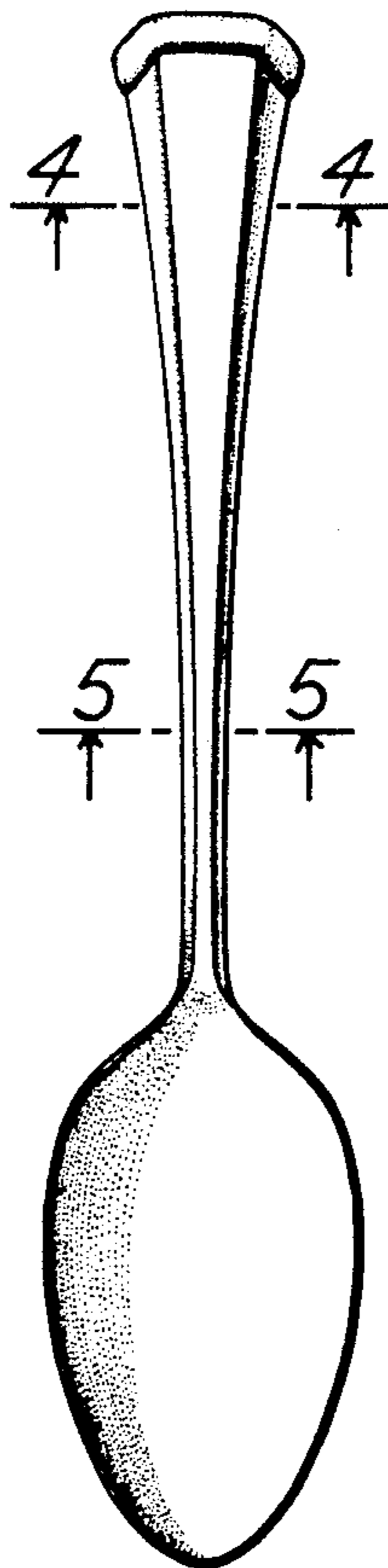


FIG. 1

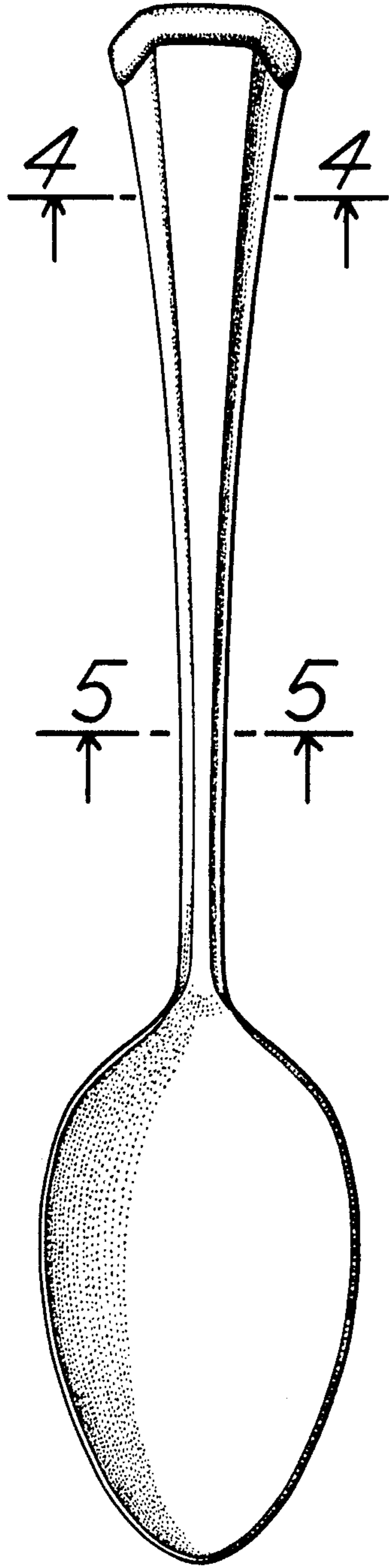


FIG. 2

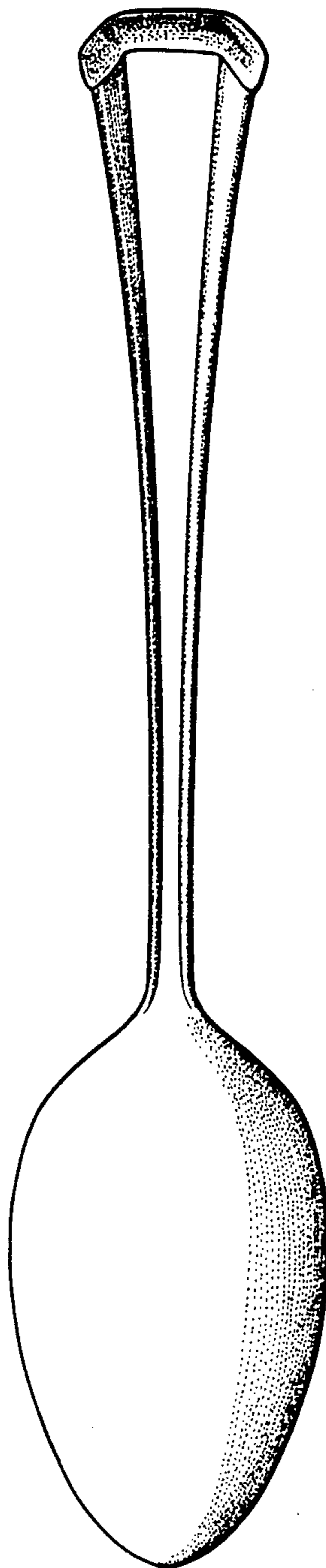


FIG. 3

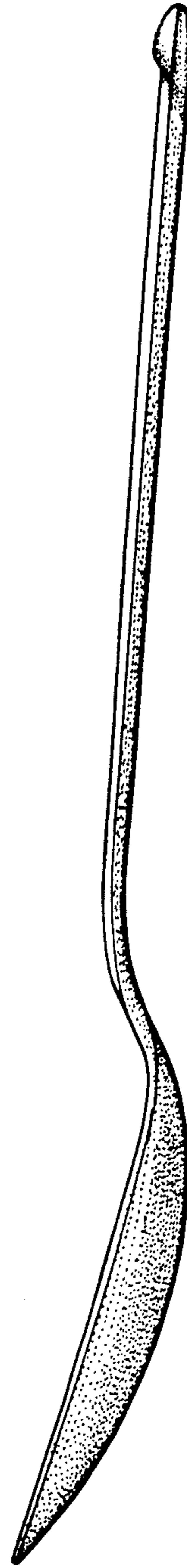


FIG. 4



FIG. 5

