

[54] PICTURE FRAME

[76] Inventor: Joseph R. English, 1168 Oakleigh Dr., East Point, Ga. 30344

[**] Term: 14 Years

[21] Appl. No.: 835,977

[22] Filed: Sep. 23, 1977

[51] Int. Cl. D6—07

[52] U.S. Cl. D6/234

[58] Field of Search D6/232, 233, 234, 235, D6/236, 237, 238, 242, 245; D25/74, 75; D11/132, 133; 40/152, 152.1, 152.2, 154

[56] References Cited

U.S. PATENT DOCUMENTS

D. 141,306	5/1945	Michelli	D6/236
D. 142,056	8/1945	Barrett	D6/236
896,753	8/1908	Peterson	40/152.1
1,149,693	8/1915	Smith	40/152

Primary Examiner—Charles A. Rademaker

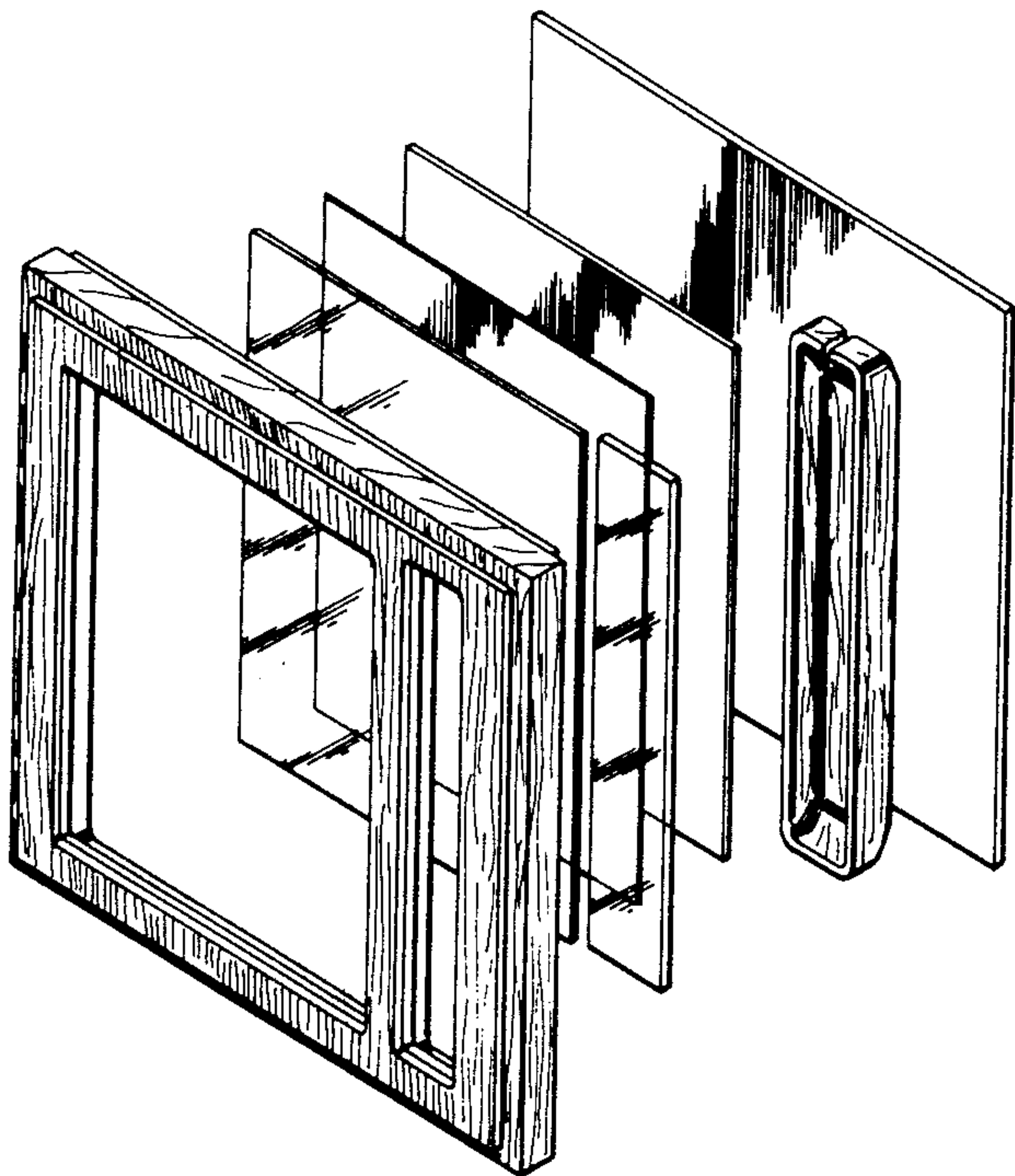
Attorney, Agent, or Firm—Jones, Thomas & Askew

[57] CLAIM

The ornamental design for a picture frame, substantially as shown and described.

DESCRIPTION

FIG. 1 is a perspective illustration of a picture frame showing my new design;
FIG. 2 is a front elevational view thereof;
FIG. 3 is a top plan view thereof;
FIG. 4 is a rear elevational view thereof;
FIG. 5 is a side elevational view thereof;
FIG. 6 is a side elevational view thereof;
FIG. 7 is a bottom plan view thereof;
FIG. 8 is a perspective view thereof showing the parts in an exploded relationship;
FIG. 9 is a top plan view of the interior compartment member shown in FIG. 8;
FIG. 10 is a front elevational view thereof;
FIG. 11 is a side elevational view thereof, with the opposite side being identical thereto;
FIG. 12 is a rear elevational view thereof;
FIG. 13 is a bottom plan view thereof.






Fig. 1




Fig. 2




Fig. 3



Fig. 5



Fig. 6

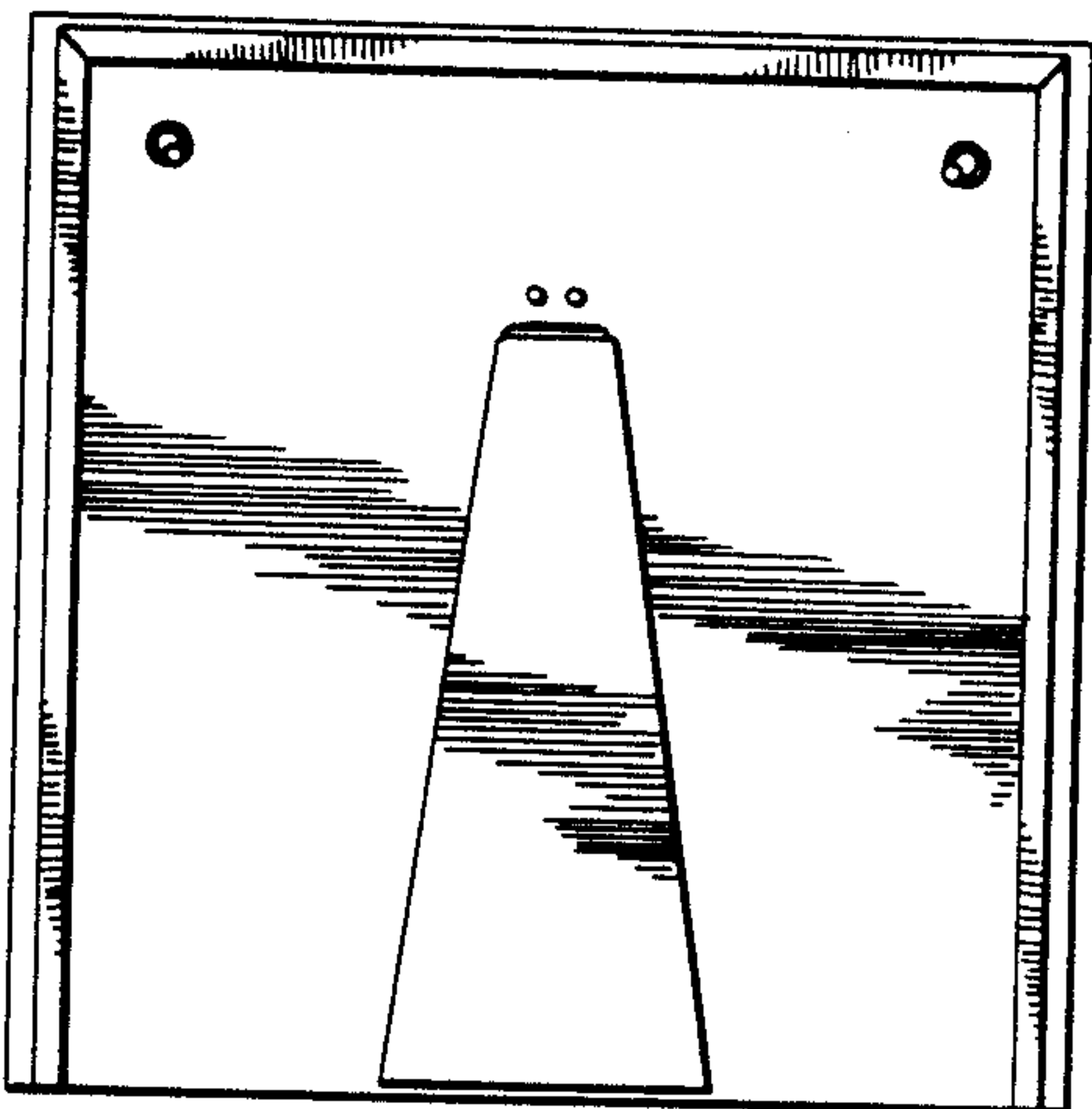


Fig. 4




Fig. 7

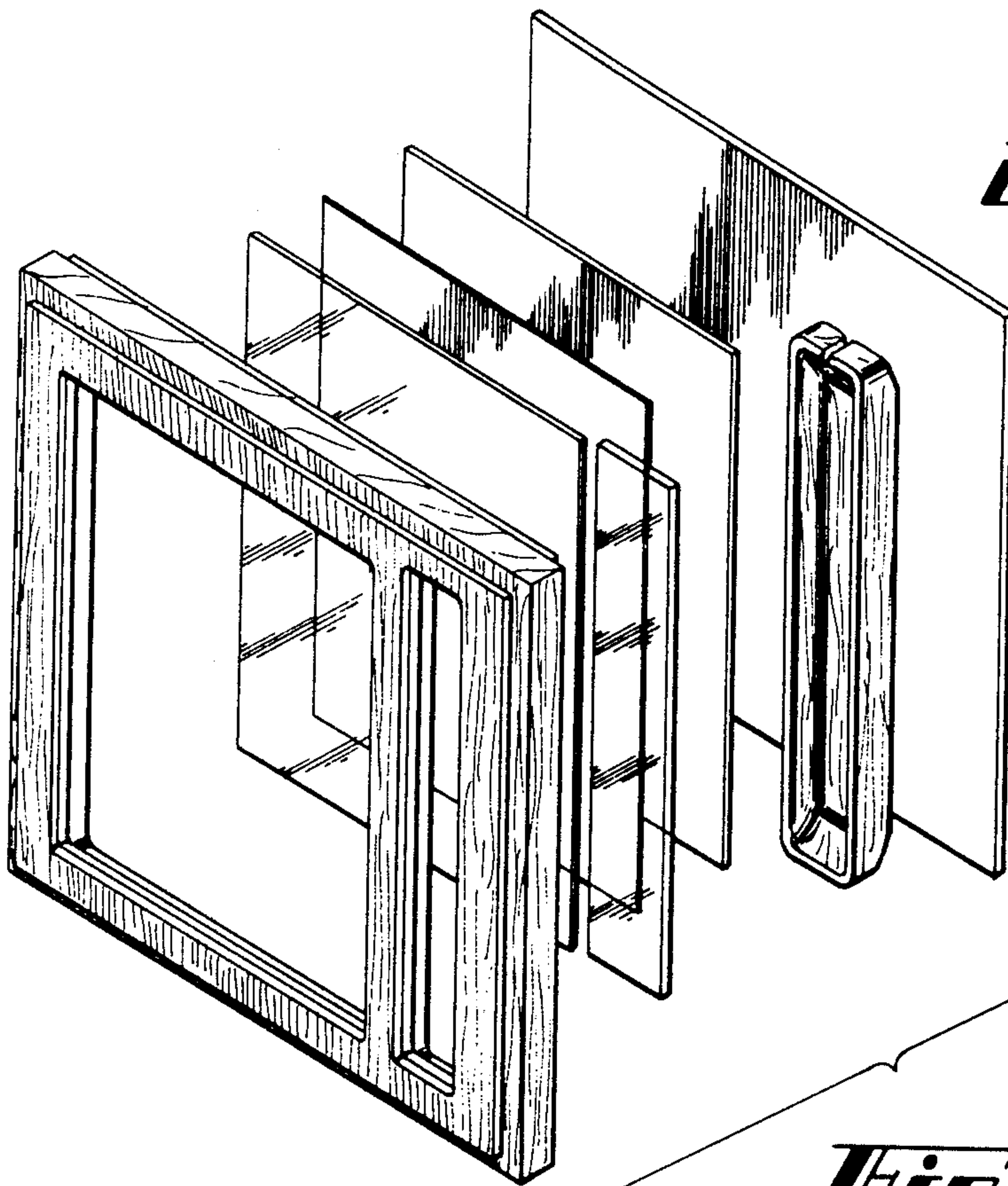


Fig. 13

Fig. 9

Fig. 8




Fig. 10



Fig. 11



Fig. 12