

[54] TRENCH DRAIN

[76] Inventor: John G. Henry, Rte. 2, Quinlan, Tex. 75474

[\*\*] Term: 14 Years

[21] Appl. No.: 945,824

[22] Filed: Sep. 26, 1978

[51] Int. Cl. .... D23-01

[52] U.S. Cl. .... D23/42

[58] Field of Search ..... D23/1, 41, 42, 45, 46; 210/163, 164; 404/2, 3, 4, 5

[56] References Cited

U.S. PATENT DOCUMENTS

- D. 213,956 4/1969 Jones, Jr. et al. .... D23/1
- D. 222,354 10/1971 Foltz ..... D23/42

- D. 237,493 11/1975 Storm ..... D23/1
- D. 243,766 3/1977 Isaacs ..... D23/1
- 1,978,491 10/1934 Gladman ..... 404/2
- 2,701,027 2/1955 Scoville ..... 210/163
- 3,212,267 10/1965 Biehn ..... 404/2 X
- 3,225,545 12/1965 Flegel ..... 404/2 X

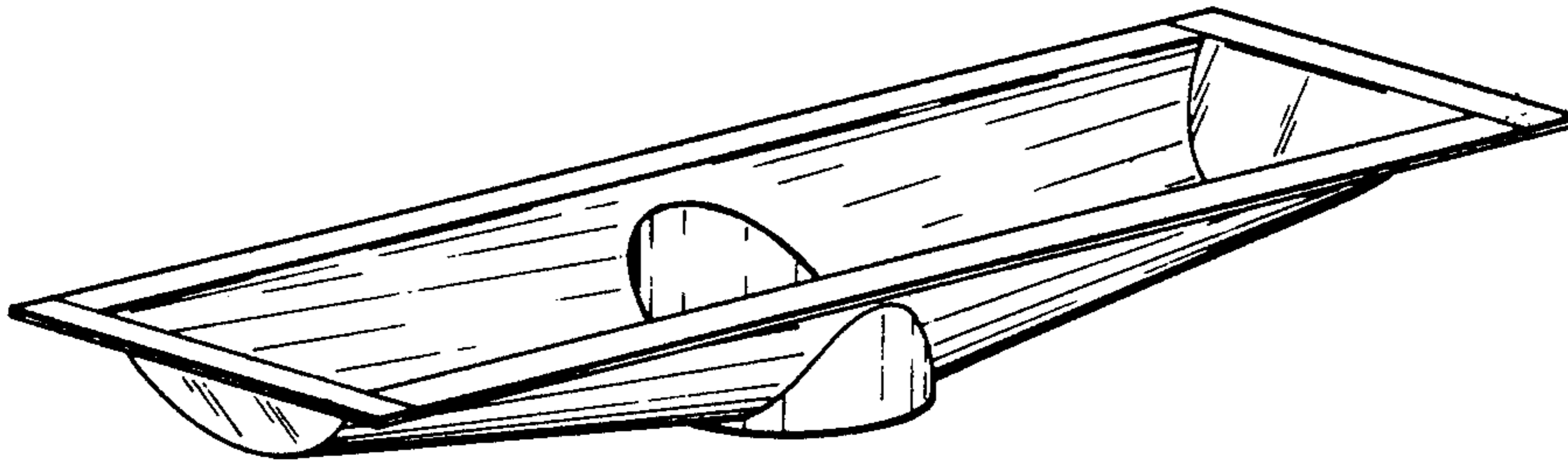
Primary Examiner—James R. Largen  
Attorney, Agent, or Firm—Richards, Harris & Medlock

[57] CLAIM

The ornamental design for a trench drain, as shown.

DESCRIPTION

FIG. 1 is a perspective view of a trench drain incorporating my new design;  
FIG. 2 is a top view thereof;  
FIG. 3 is a side view thereof;  
FIG. 4 is an end view thereof; and  
FIG. 5 is a bottom view thereof.



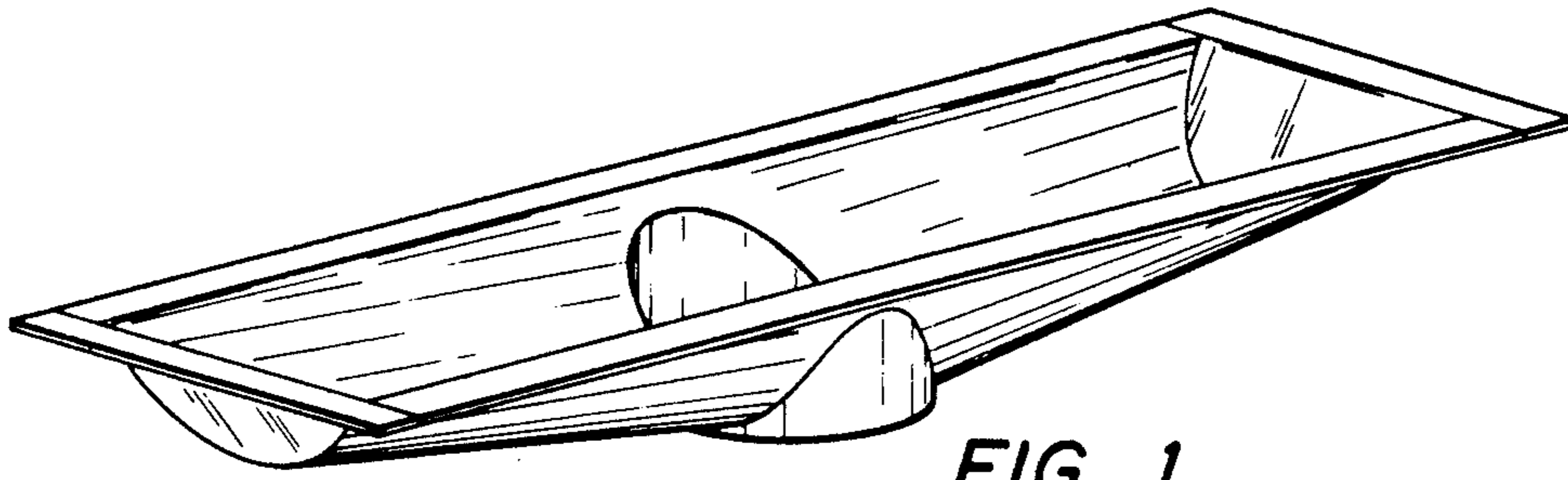


FIG. 1

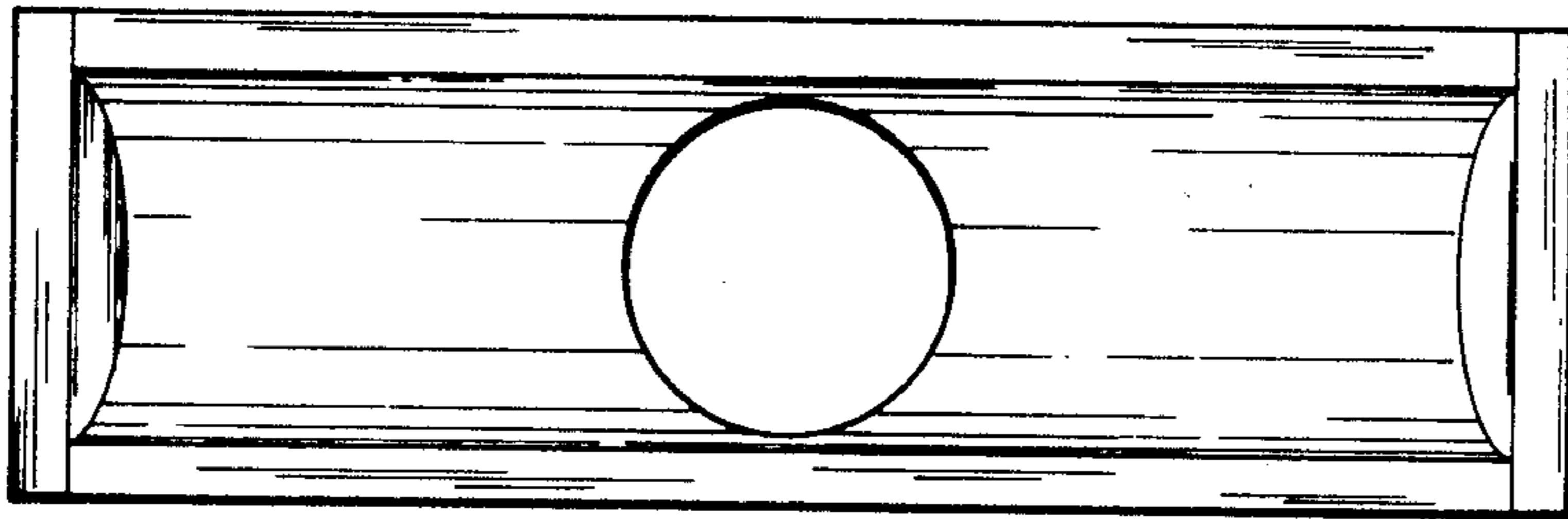


FIG. 2




FIG. 3

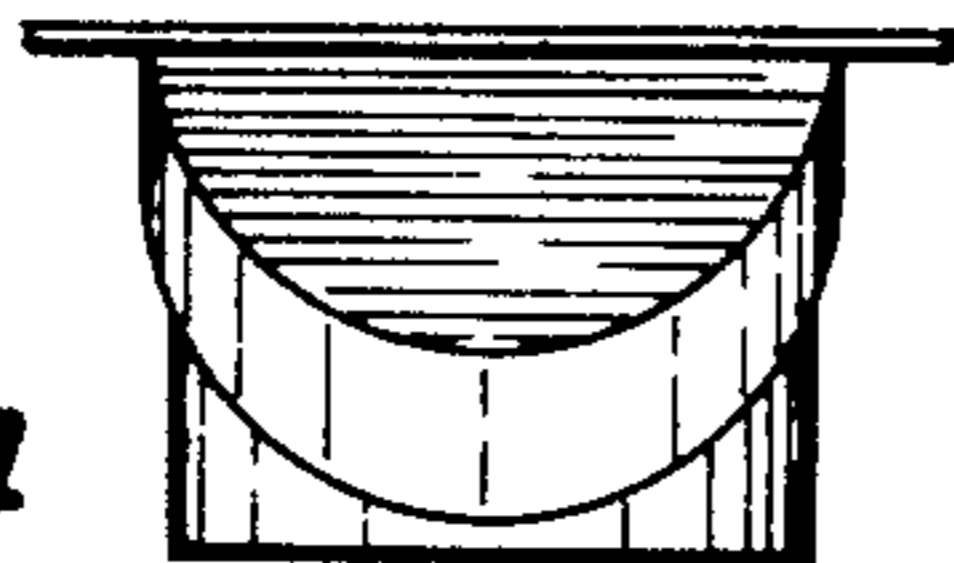


FIG. 4

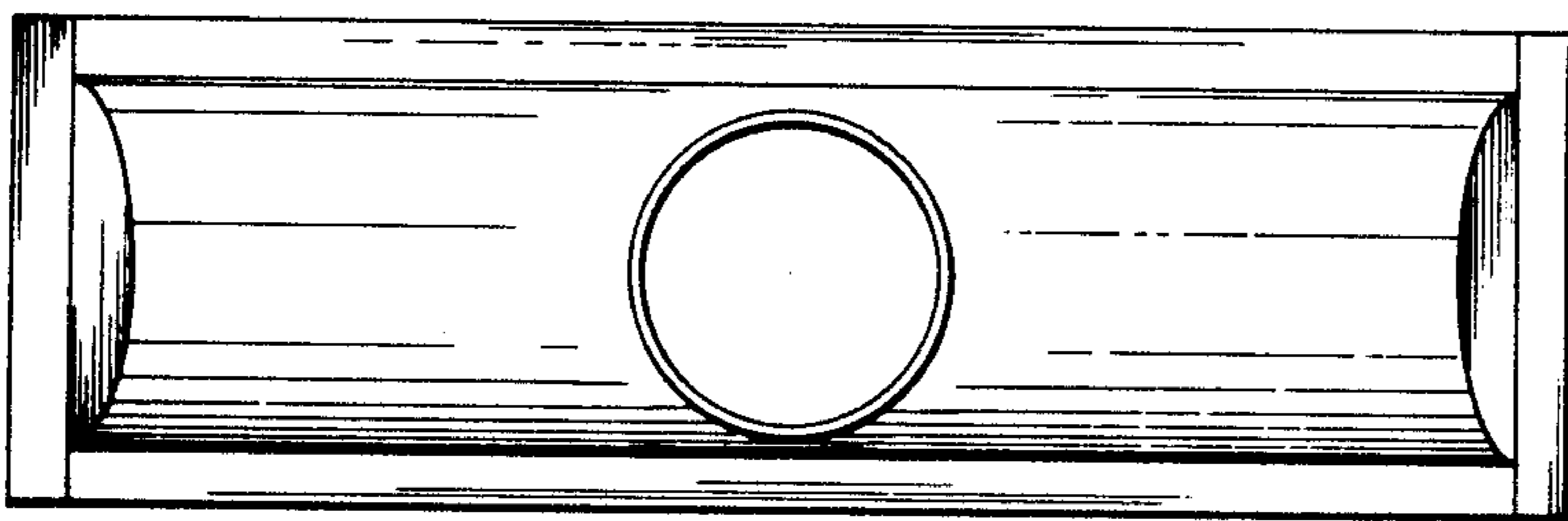


FIG. 5