

[54] BOAT ANCHOR

[76] Inventors: Eugene L. Wentz, 6802 El Dorado Ct., Tampa, Fla. 33615; R. Douglas Hannon, Rte. 2-Box 991, Odessa, Fla. 33556

[**] Term: 14 Years

[21] Appl. No.: 918,332

[22] Filed: Jun. 23, 1978

[51] Int. Cl. D12-06

[52] U.S. Cl. D12/215

[58] Field of Search D8/47, 383, 385, 402, D8/499; D12/215, 217, D12/70; D19/96, 97; 292/342, 343; 114/294-310; 16/81, 1; 187/15; 280/187; 52/156, 163, 166; 188/32; 254/104

[56] References Cited

U.S. PATENT DOCUMENTS

D. 177,968	6/1956	Ex	D12/217	X
941,885	11/1909	Baw	292/343	
2,481,065	9/1949	Auten	188/32	
2,644,266	7/1953	Updegrove	114/294	X
4,144,951	3/1979	Rea	188/32	

FOREIGN PATENT DOCUMENTS

165595 11/1905 Fed. Rep. of Germany 292/343
141907 4/1920 United Kingdom 292/343

Primary Examiner—Peter Feldman
Attorney, Agent, or Firm—Stein & Frijouf

[57] CLAIM

The ornamental design for a boat anchor, as shown and described.

DESCRIPTION

FIG. 1 is a plan view of a boat anchor showing my new design;

FIG. 2 is a left end elevational view thereof;

FIG. 3 is a right end elevational view thereof;

FIG. 4 is a side elevational view thereof, the opposite side view being substantially identical in appearance to the side shown;

FIG. 5 is a plan view of a second embodiment of FIG. 1;

FIG. 6 is a left end elevational view thereof;


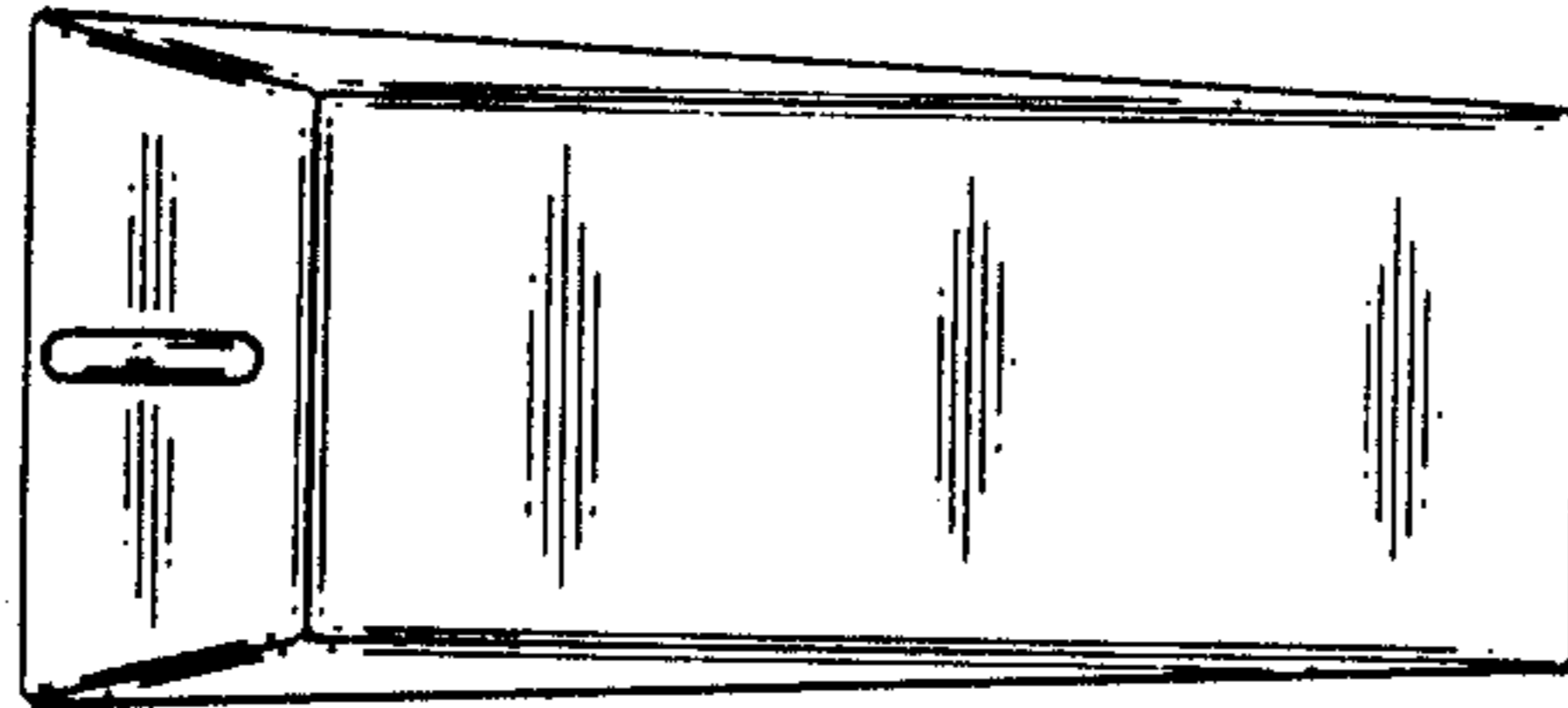
FIG. 7 is a right end elevational view thereof;

FIG. 8 is a plan view of a third embodiment of FIG. 1;

FIG. 9 is a left end elevational view thereof; and

FIG. 10 is a right end elevational view thereof.

The side elevational views of the embodiments shown in FIGS. 5 and 8 are substantially identical to the side elevational view of the embodiment shown in FIG. 4.



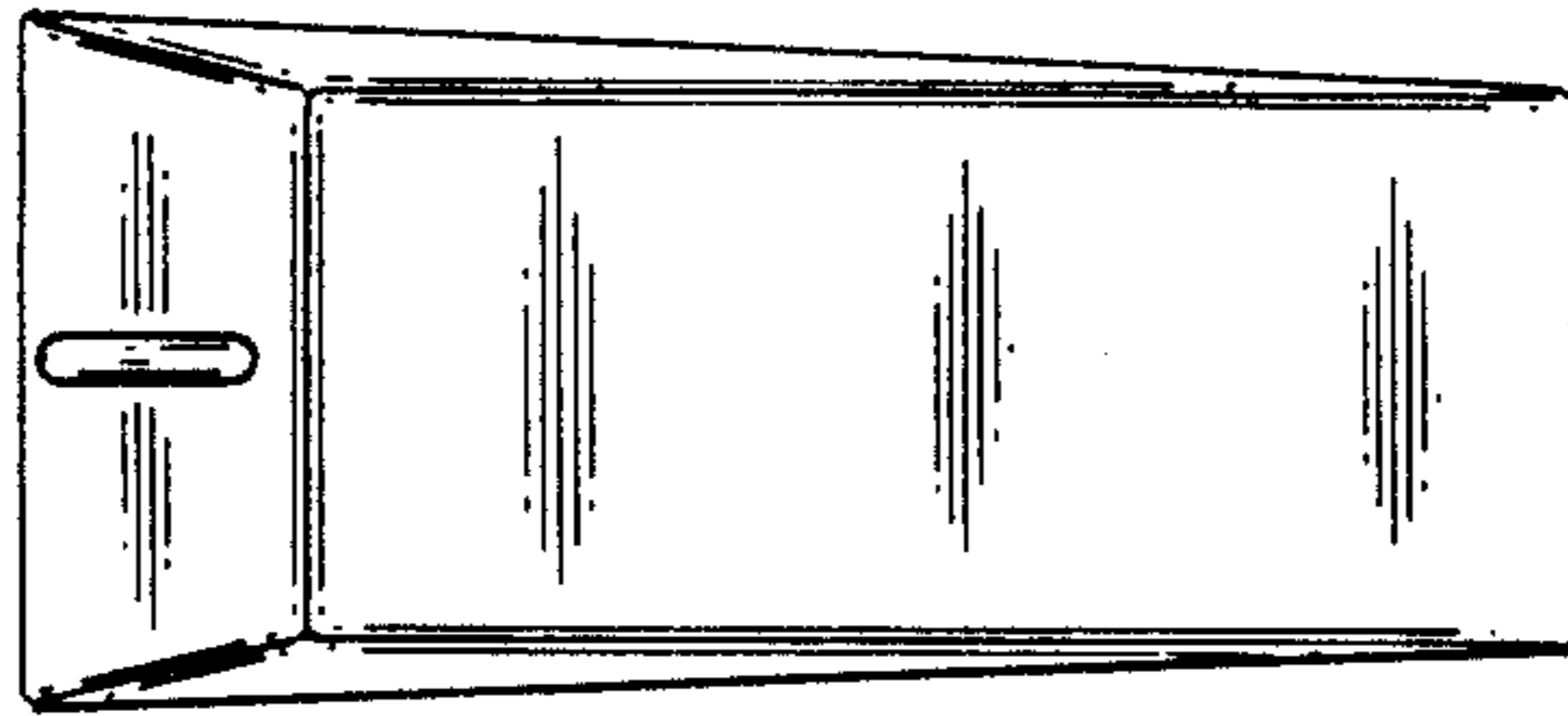


FIG. 1




FIG. 2




FIG. 4




FIG. 3

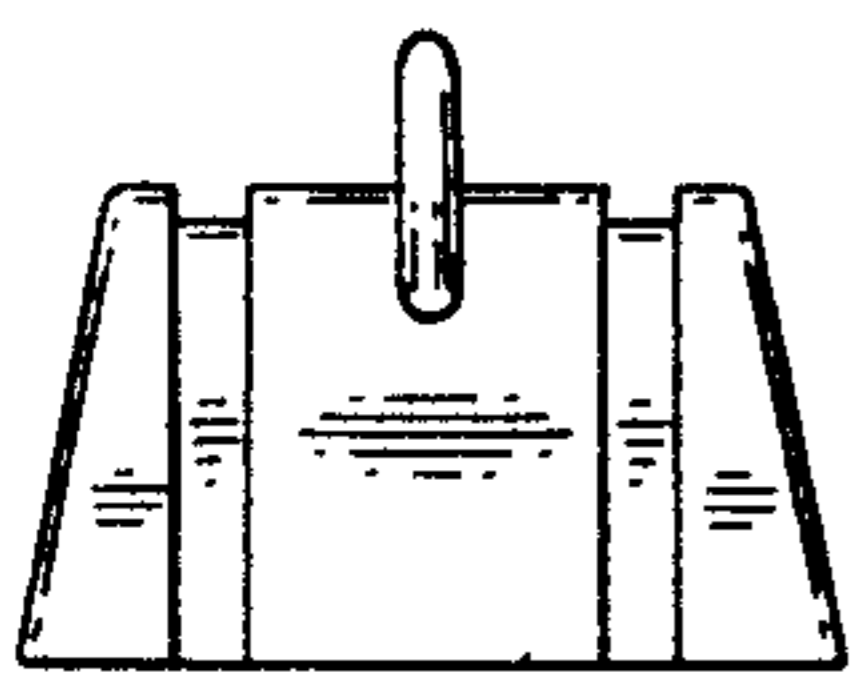


FIG. 6

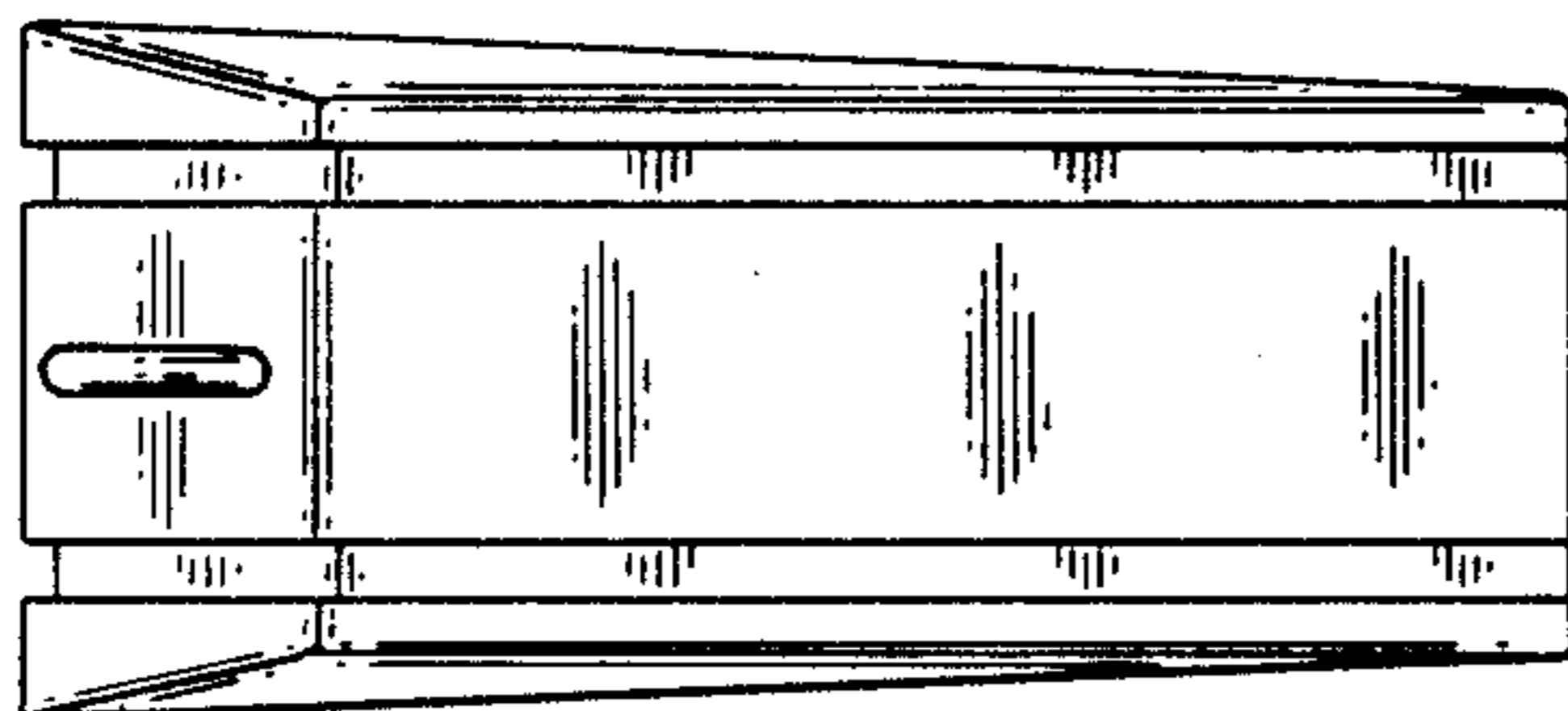


FIG. 5




FIG. 7




FIG. 9

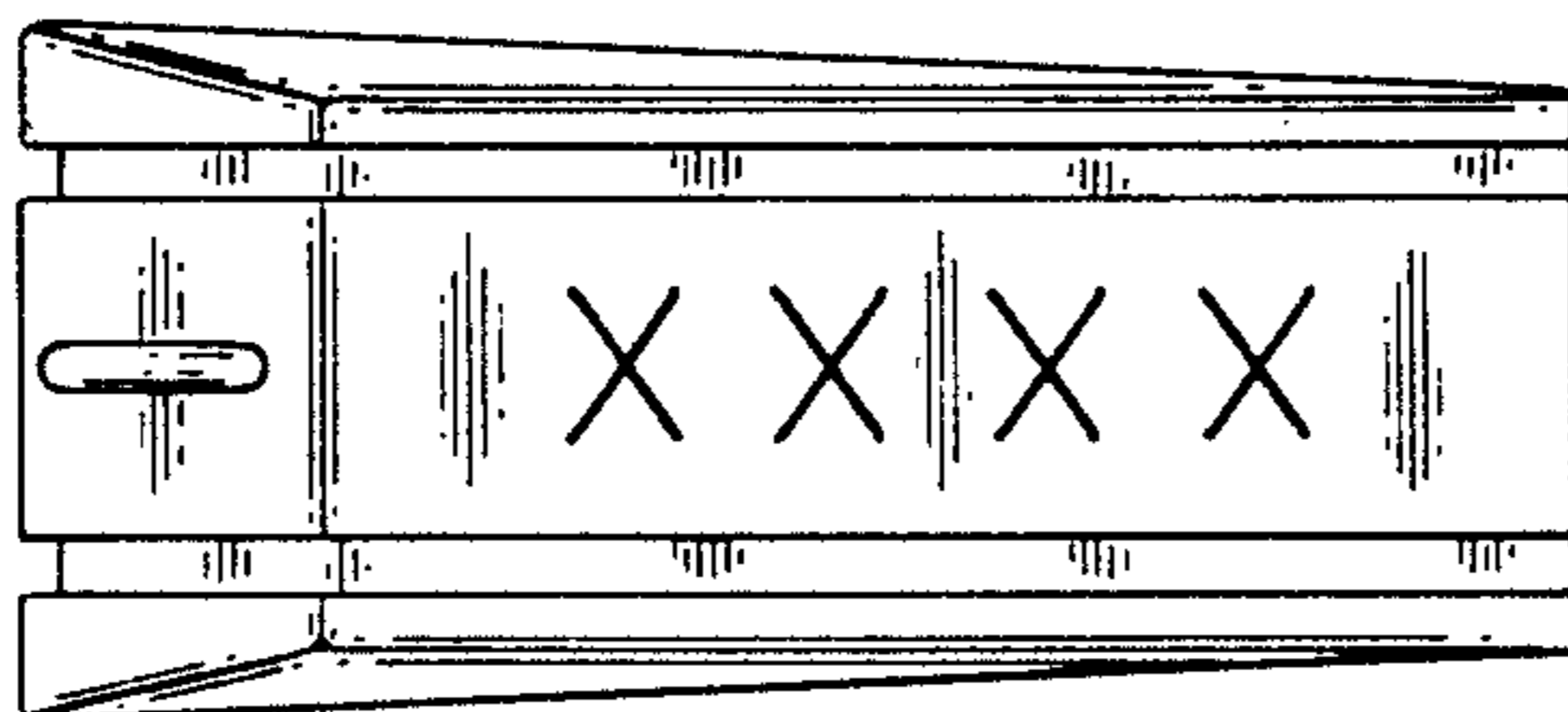


FIG. 8

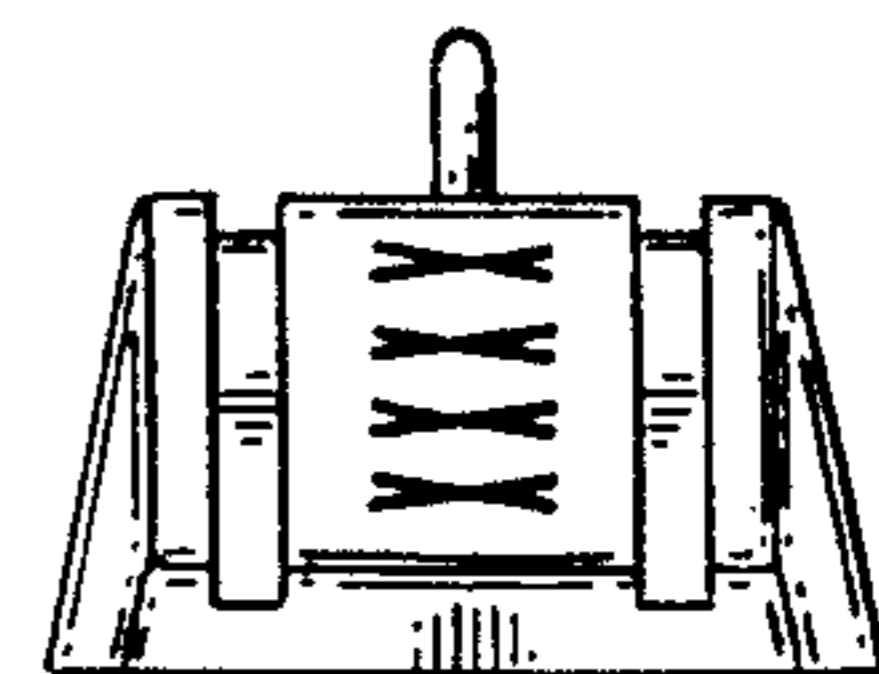


FIG. 10