

[54] TRAY
[75] Inventor: Jean Cornou, Verrieres-le-Buisson,
France
[73] Assignee: Allibert Exploitation Societe
Anonyme, Grenoble, France
[**] Term: 14 Years
[21] Appl. No.: 30,522
[22] Filed: Apr. 16, 1979
[51] Int. Cl. D99-00
[52] U.S. Cl. D99/44
[58] Field of Search 229/30; 206/203;
D9/246, 248, 242, 176, 177; D3/67-69

[56] References Cited
U.S. PATENT DOCUMENTS

D. 242,660	12/1976	Astle	D9/248
D. 248,280	6/1978	Martin	D9/246 X
D. 252,172	6/1979	Carroll et al.	D3/67

Primary Examiner—Robert C. Spangler
Attorney, Agent, or Firm—Young & Thompson

[57] CLAIM

The ornamental design for a tray, as shown and de-
scribed.

DESCRIPTION

FIG. 1 is a perspective view from above showing a tray
embodying my new design;
FIG. 2 is an end elevational view thereof;
FIG. 3 is a side elevational view thereof; and
FIG. 4 is a bottom plan view thereof.
The thickness of the material of the tray is substantially
uniform throughout; and so the appearance of the two
inner sides not visible in FIG. 1 will be apparent from a
comparison of FIGS. 1 and 4. Similarly, the appear-
ance of the bottom of the tray when viewed in top plan,
is apparent from FIG. 4 except that the ribs on the
underside of the tray bottom, seen in FIG. 4, do not
appear on the upper side of the tray bottom, which is
flat and smooth.

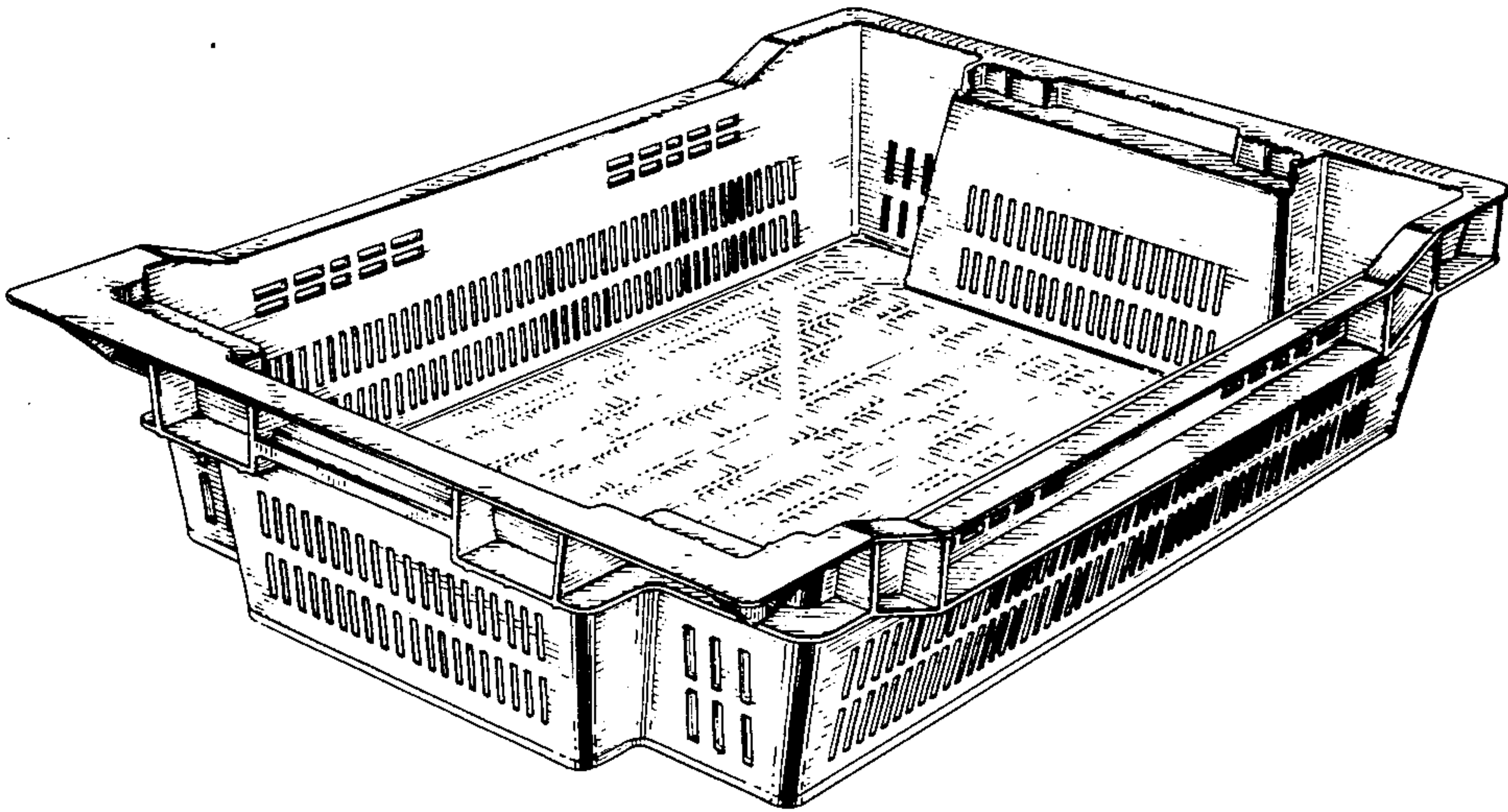


FIG. 1

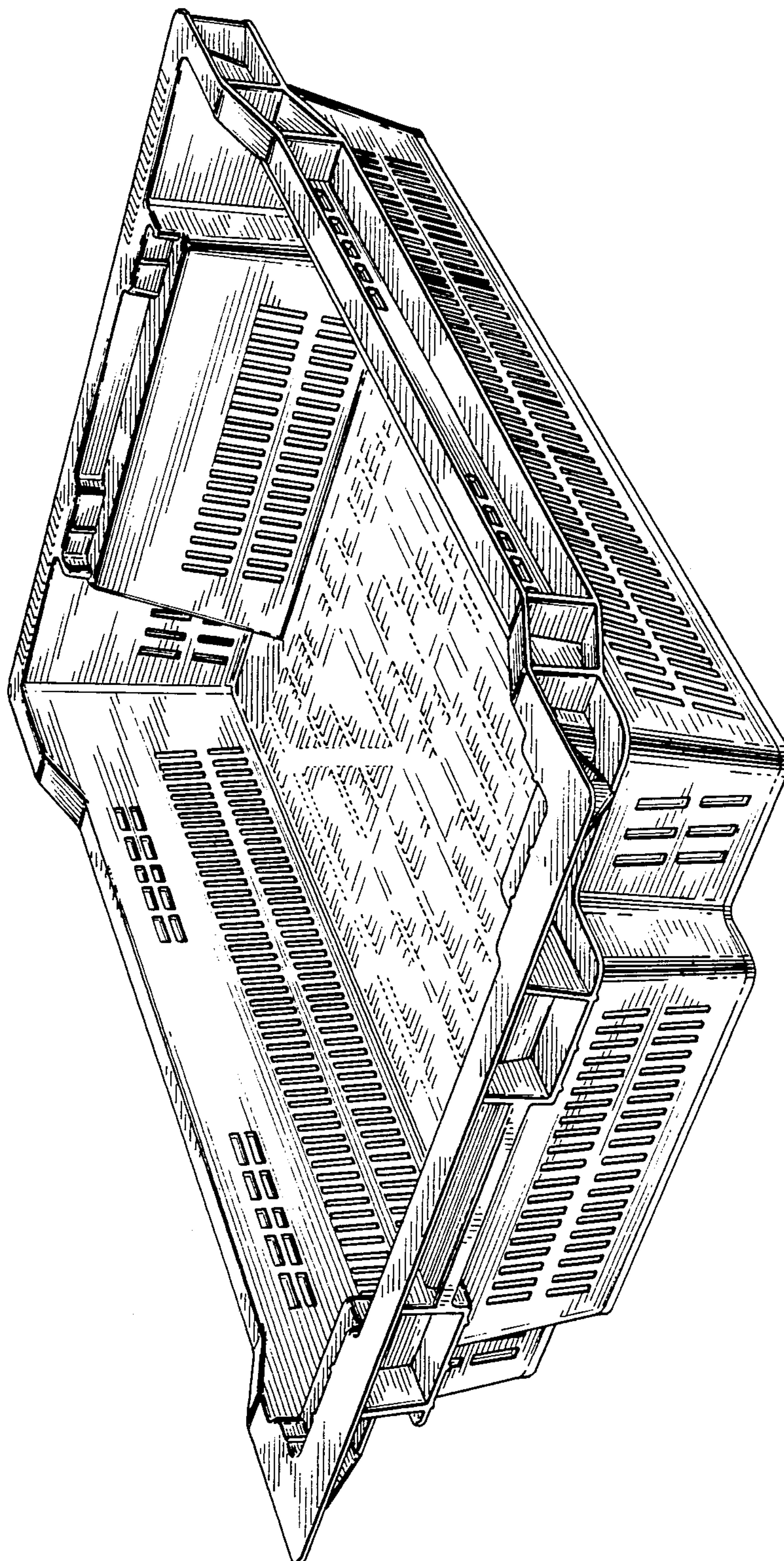


FIG. 2

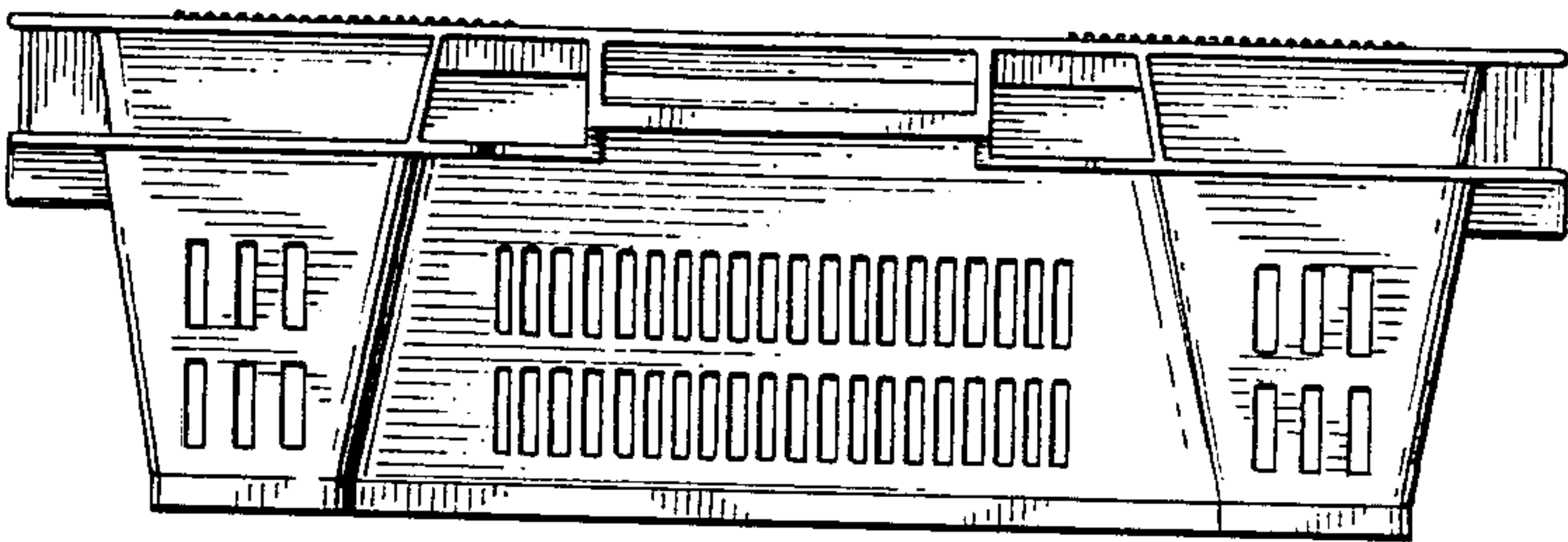


FIG. 3

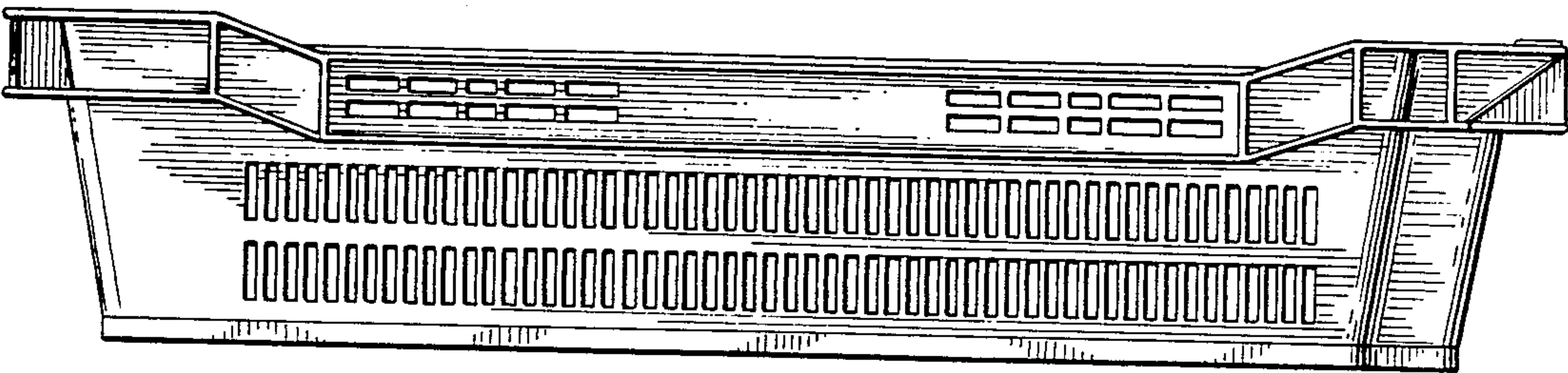


FIG. 4

