

[54] COMBINED VENDING CABINET AND COIN TRAY

[76] Inventor: Richard W. Housman, 3416 Manning Ave., Los Angeles, Calif. 90064

[**] Term: 14 Years

[21] Appl. No.: 894,441

[22] Filed: Apr. 7, 1978

[51] Int. Cl. D20-02; D6-04

[52] U.S. Cl. D6/172; D6/85

[58] Field of Search D6/167, 172, 173, 199, D6/85; D20/40; D9/230-235; 40/312; 229/8, 16 D, 44 R; 312/114, 234; 206/44 R, 44.11, 44.12, 44.13, 45.2, 45.21, 45.23, 45.24, 45.31, 443, 457

[56]

References Cited

U.S. PATENT DOCUMENTS

D. 167,862	9/1952	Schladermundt	D6/172
1,197,736	9/1916	Hartford et al.	312/114
1,635,841	7/1927	Hebeler	206/44 R
1,860,334	5/1932	Einson	206/44.12

Primary Examiner—B. J. Bullock
Attorney, Agent, or Firm—Nilsson, Robbins, Dalgarn, Berliner, Carson & Wurst

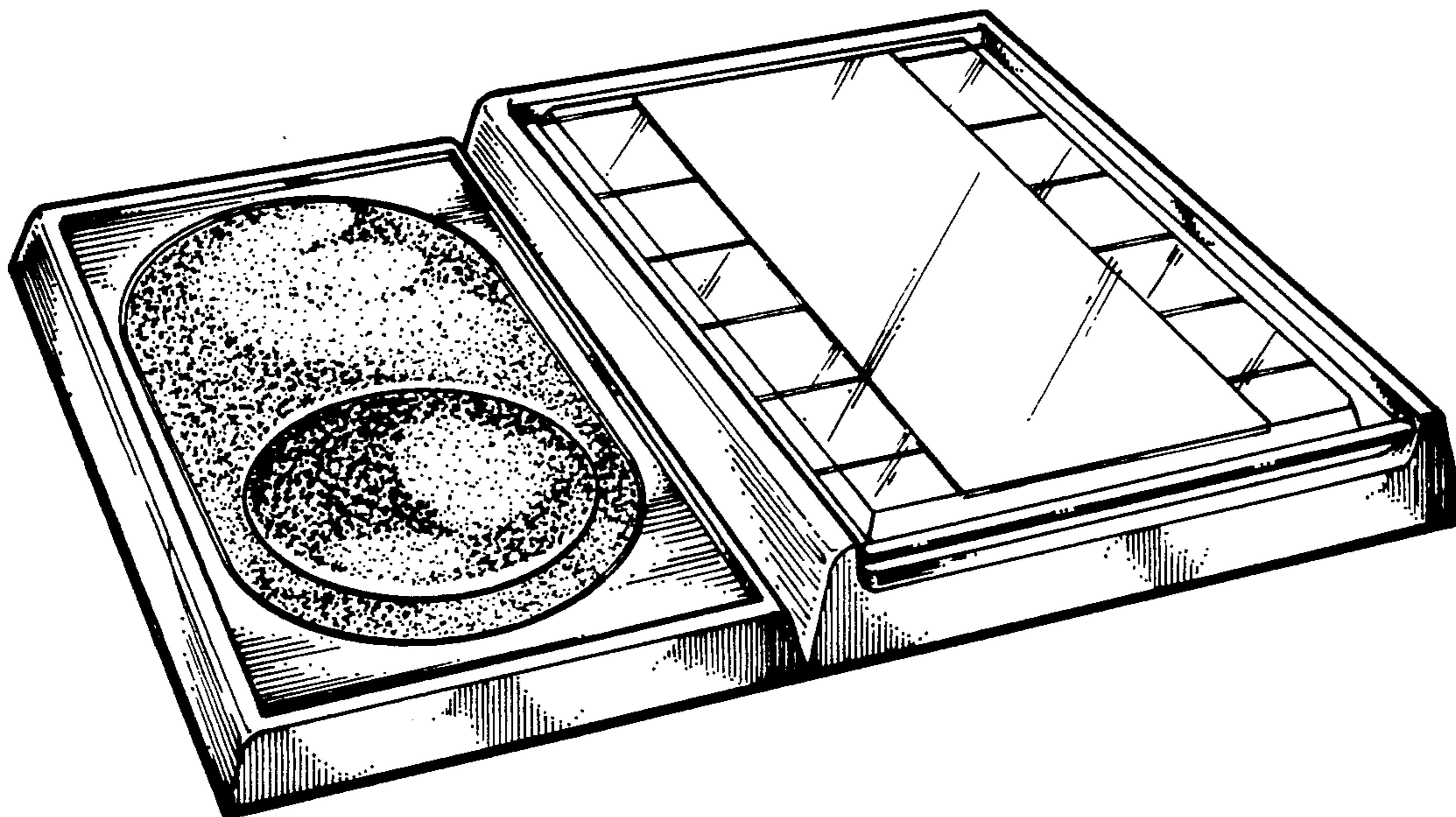
[57]

CLAIM

The ornamental design for a combined vending cabinet and coin tray, substantially as shown and described.

DESCRIPTION

FIG. 1 is a front perspective view of the combined vending cabinet and coin tray showing my new design; FIG. 2 is a rear elevational view thereof; FIG. 3 is a side elevational view taken from the right of FIG. 1; and FIG. 4 is a reduced bottom plan view thereof.



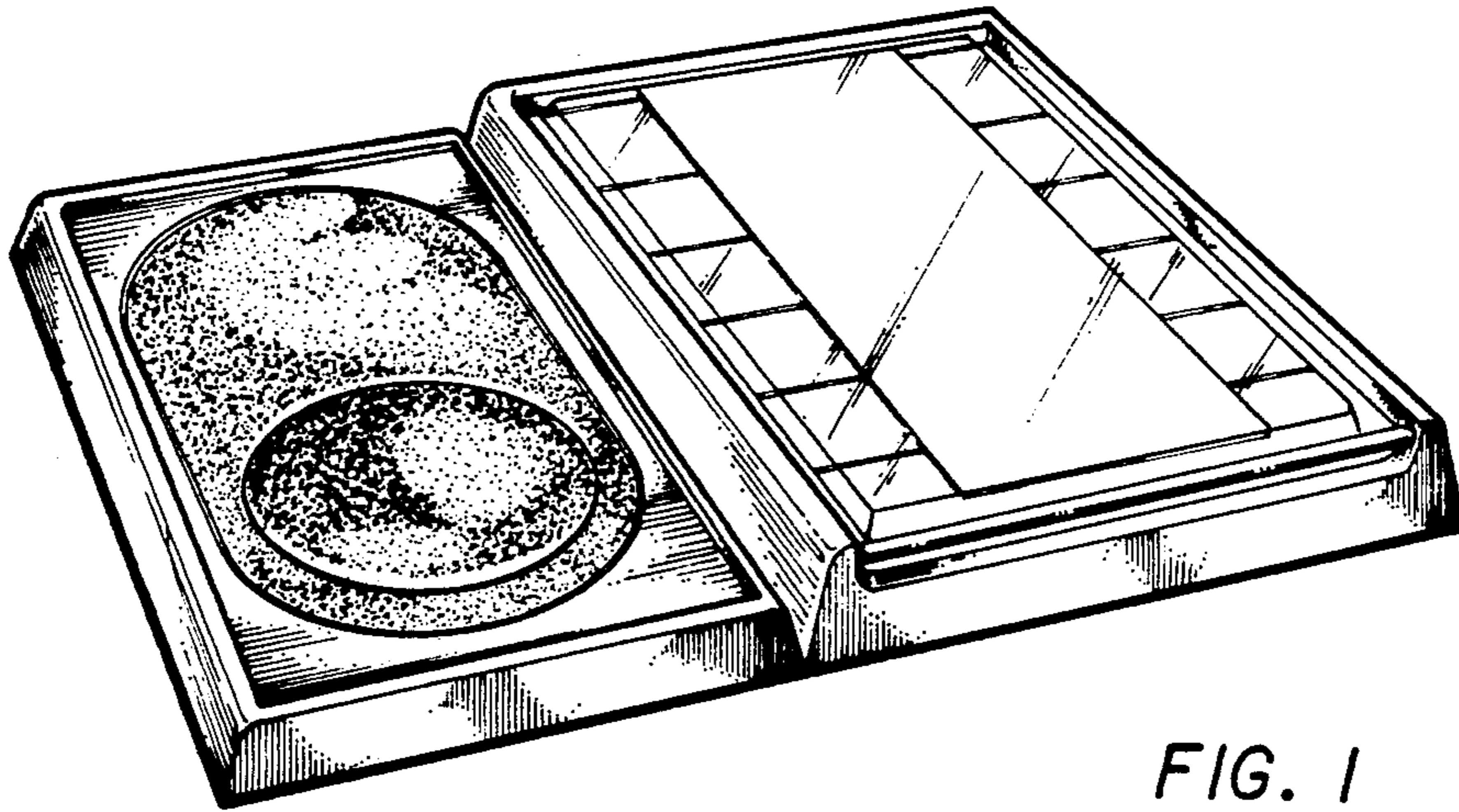


FIG. 1



FIG. 2




FIG. 3




FIG. 4