

[54] REAR AUTO MAT

[75] Inventor: Dwight N. Wooters, La Grange, Ga.

[73] Assignee: Rubbermaid Specialty Products Inc., LaGrange, Ga.

[\*\*] Term: 14 Years

[21] Appl. No.: 18,348

[22] Filed: Mar. 7, 1979

[51] Int. Cl. .... D12-16

[52] U.S. Cl. .... D12/203

[58] Field of Search ..... D12/203; D6/209; 296/1 F; 15/215, 217; 428/67

[56] References Cited

U.S. PATENT DOCUMENTS

3,930,084 12/1975 Shields ..... 296/1 F

OTHER PUBLICATIONS

Rubbermaid Specialty Products Catalog, ©1978, p. 5, Auto Mat, bottom right side of page.

Planche Cyclopaedia of Costume, ©1879, p. 221, Morion on Harquebusher, top left side of page.

A Short History of Costume & Armour, ©1931, vol. II 1485-1800, p. 72, Morion, bottom left side of page.

Primary Examiner—James M. Gandy  
Attorney, Agent, or Firm—Hamilton, Renner & Kenner

[57] CLAIM

The ornamental design for a rear auto mat, as shown and described.

DESCRIPTION

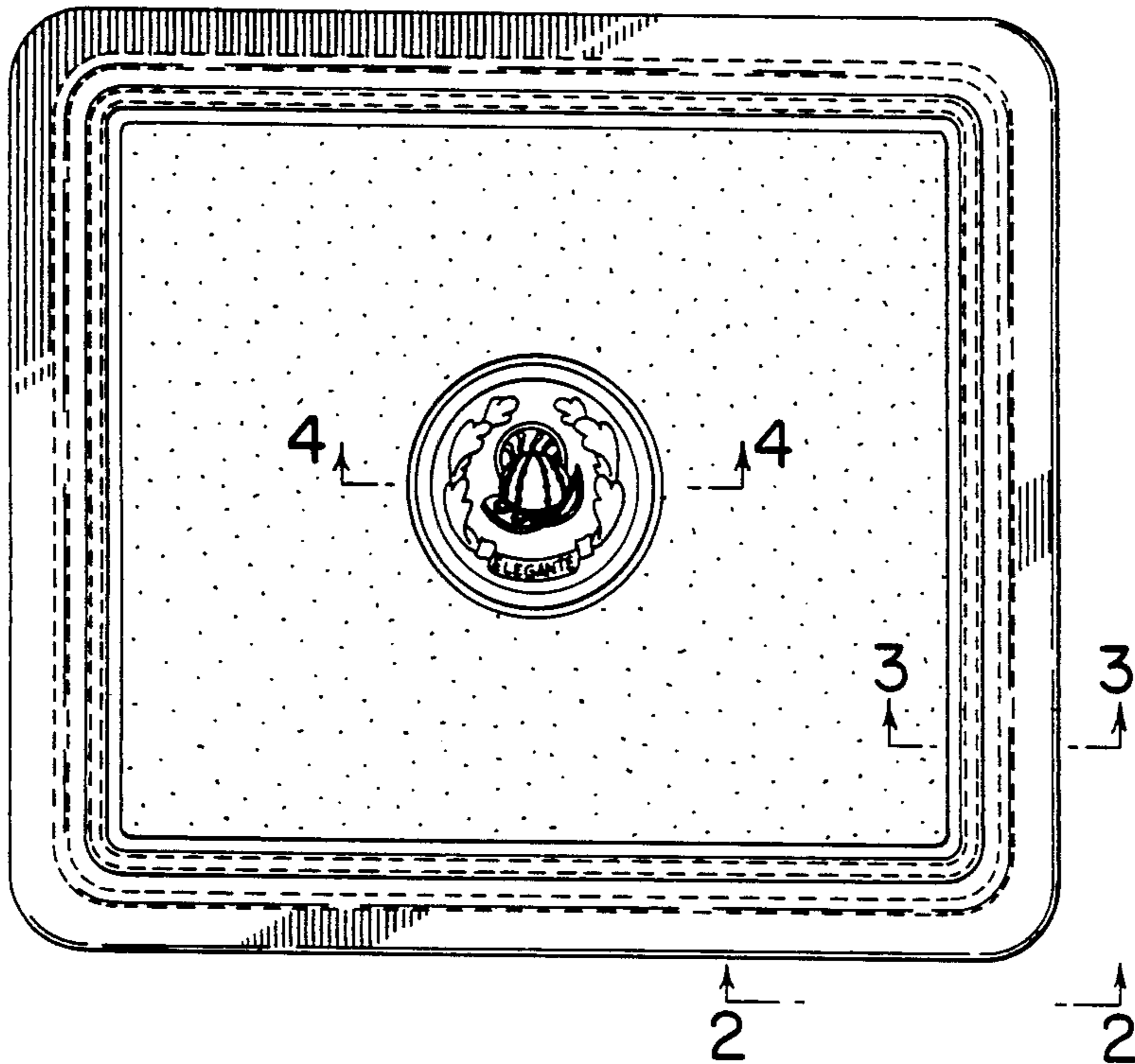
FIG. 1 is a top plan view of a rear auto mat showing my new design with the details omitted and accurately shown in FIGS. 2, 3 and 4 for convenience of illustration.

FIG. 2 is an enlarged fragmentary end elevational view looking in the direction of line 2-2 of FIG. 1.

FIG. 3 is an enlarged fragmentary sectional view on line 3-3 of FIG. 1.

FIG. 4 is an enlarged fragmentary sectional view on line 4-4 of FIG. 1.

The bottom of the mat is understood to be flat and unornamented.



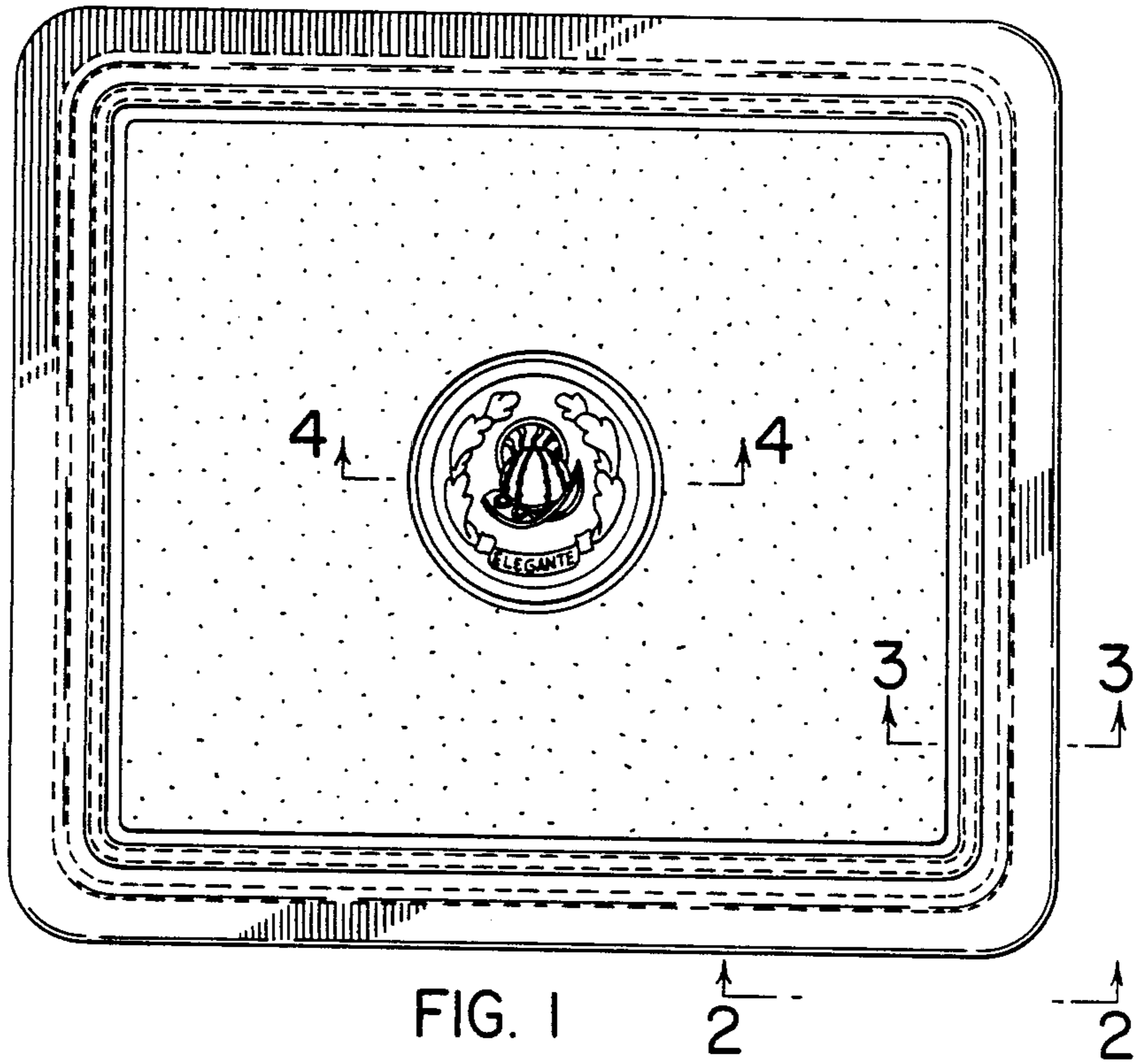


FIG. 1

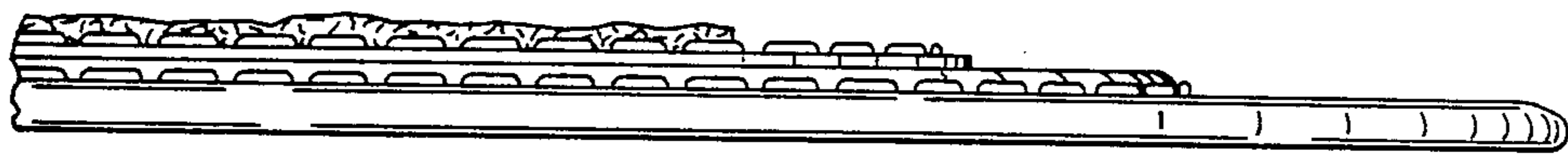


FIG. 2

FIG. 3

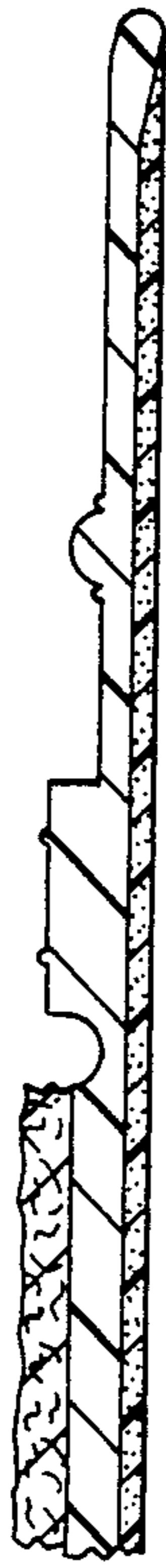


FIG. 4

