

[54] UTILITY KNIFE HANDLE

[75] Inventor: Louis E. Brizzolara, Jr., Norwalk, Conn.  
[73] Assignee: CBS Inc., New York, N.Y.  
[\*\*] Term: 14 Years  
[21] Appl. No.: 18,081  
[22] Filed: Mar. 6, 1979

[51] Int. Cl. .... D08—03  
[52] U.S. Cl. .... D8/107; D7/152;  
D8/98  
[58] Field of Search ..... 30/335, 337, 343, 344;  
D8/98, 99, 100, 102, 103, 107; D7/151, 152,  
150, 137

[56] References Cited

U.S. PATENT DOCUMENTS

D. 204,635	5/1966	Davis .....	D8/98 X
D. 236,579	9/1975	Morhack .....	D7/152
D. 238,247	12/1975	Thomas .....	D8/99
D. 245,570	8/1977	West .....	D8/99
2,599,407	6/1952	Miller .....	30/335

OTHER PUBLICATIONS

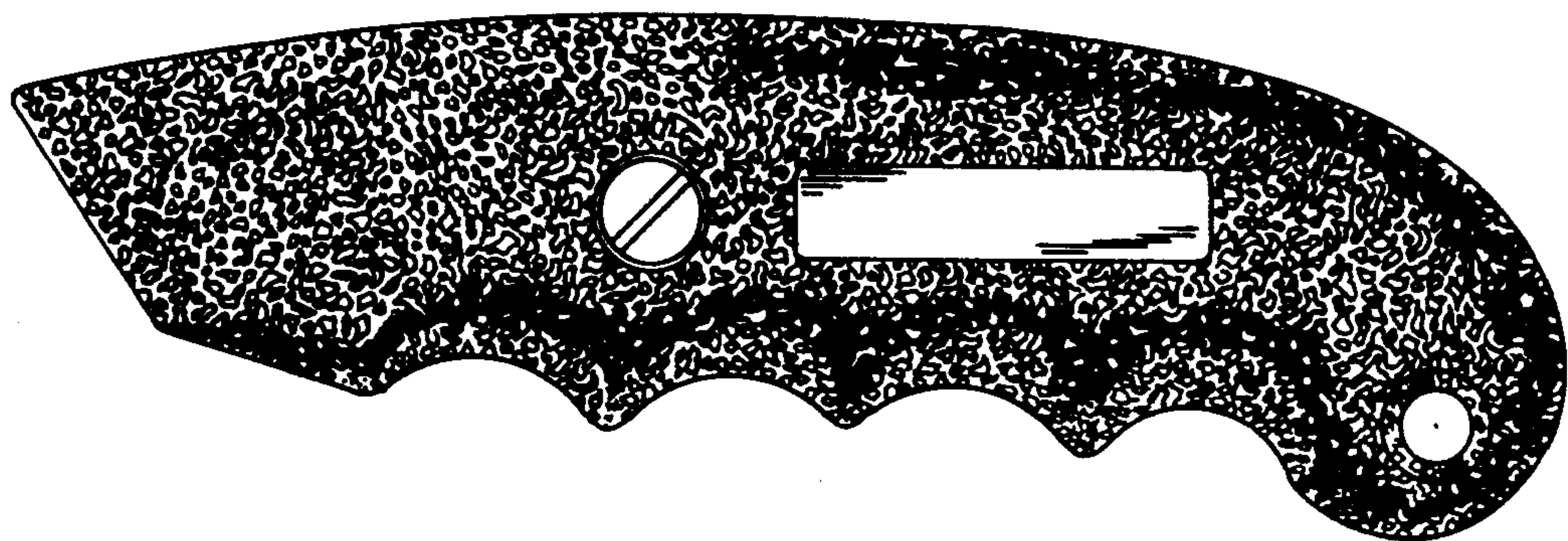
*Hardware Age*, Mar. 1974, p. 27, Am. Safety Razor Co.,  
Pocket Knife—r. col., 3rd down.  
*Primary Examiner*—Winifred E. Herrmann  
*Attorney, Agent, or Firm*—Spencer E. Olson

[57] CLAIM

The ornamental design for a utility knife handle, sub-  
stantially as shown and described.

DESCRIPTION

FIG. 1 is a perspective view of a utility knife handle  
showing my new design;  
FIG. 2 is a side view thereof;  
FIG. 3 is a bottom view thereof;  
FIG. 4 is an end view thereof as seen from the left of  
FIG. 2; and  
FIG. 5 is an end view thereof as seen from the right of  
FIG. 2.  
The side opposite that represented in FIGS. 1 and 2 is  
identical to that shown, and the surface decoration is  
continuous over the entire handle surfaces as in FIG. 2.  
The top of the utility knife handle has the appearance  
and configuration shown in FIGS. 1, 2, 4 and 5.



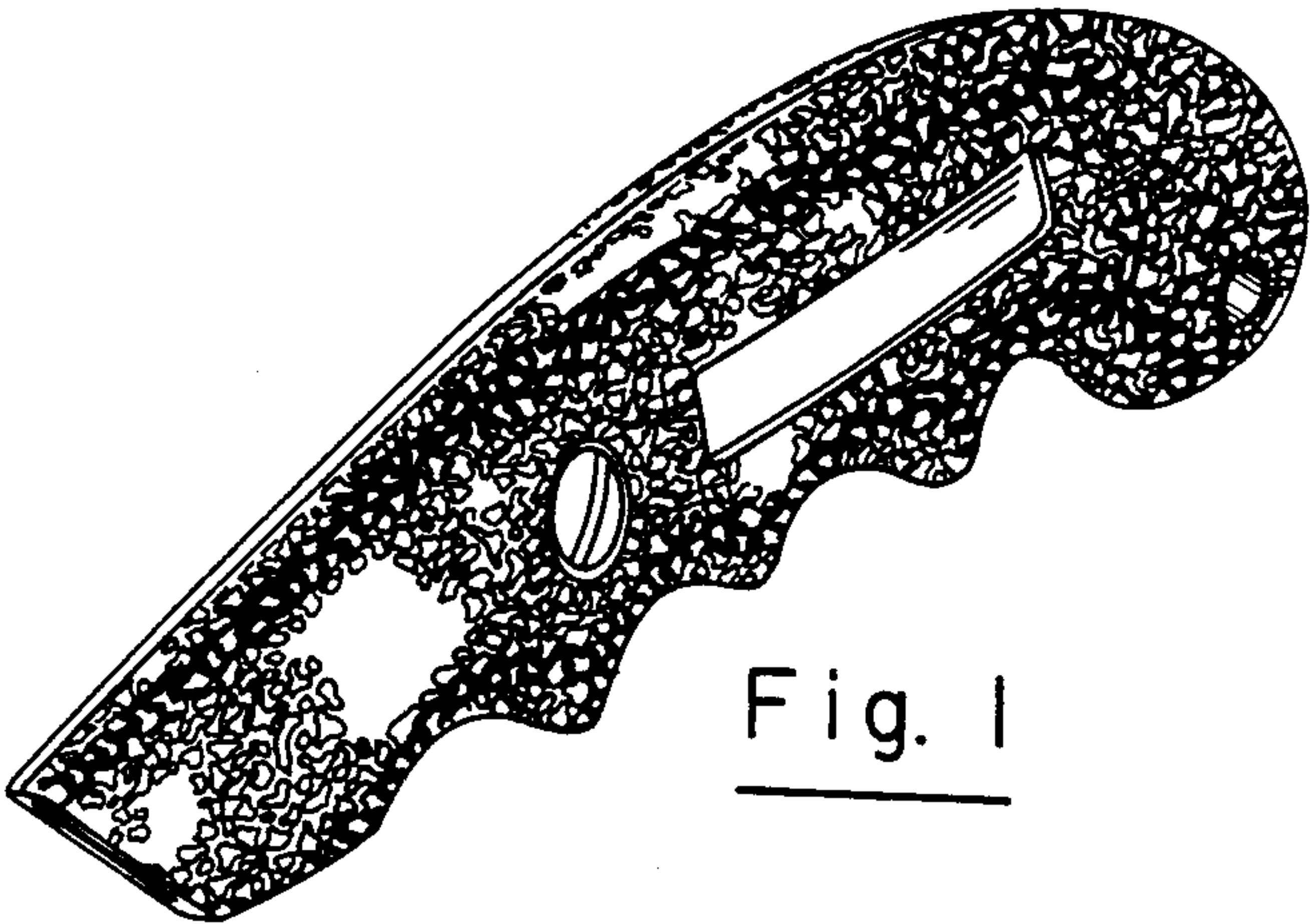


Fig. 1

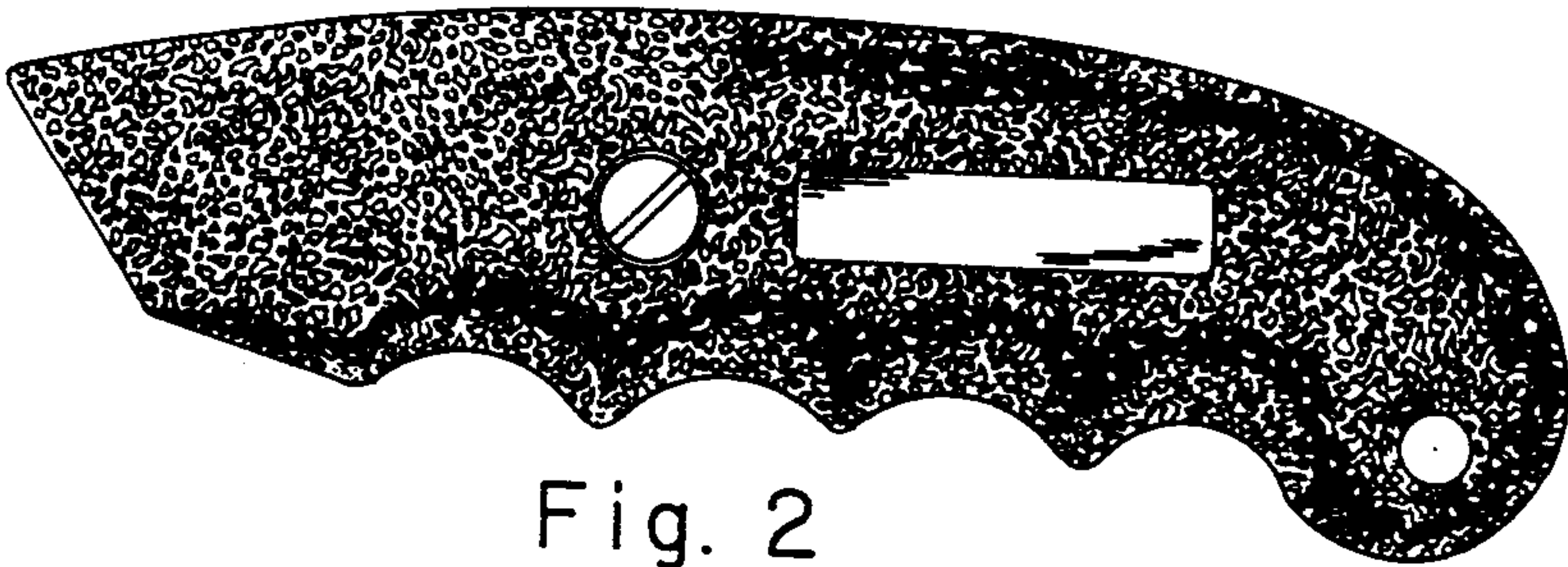


Fig. 2

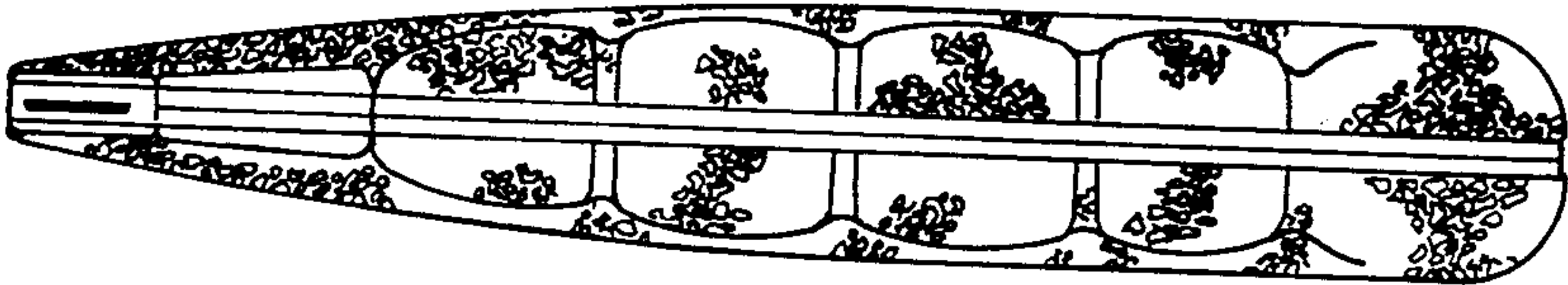


Fig. 3




Fig. 4




Fig. 5