

[54] **FOOT STABILIZER INNERSOLE**

[75] Inventors: **Andrew W. Gordon, Swampscott;**  
**Carlman Fisher, Marblehead, both of**  
**Mass.**

[73] Assignee: **Northern Shoe Bindings Co., Inc.,**  
**Beverly, Mass.**

[\*\*] Term: **14 Years**

[21] Appl. No.: **51,953**

[22] Filed: **Jun. 25, 1979**

[51] Int. Cl. .... **D2-04**

[52] U.S. Cl. .... **D2/318**

[58] Field of Search ..... **D2/318, 319, 322, 324;**  
**36/43, 44, 88, 91, 92, 93**

[56]

**References Cited**

**U.S. PATENT DOCUMENTS**

2,330,398	9/1943	Vass .....	36/95 X
3,530,489	9/1970	Appleton .....	36/44
4,084,333	4/1978	DelVecchio .....	36/43

*Primary Examiner*—Nelson C. Holtje  
*Attorney, Agent, or Firm*—Wolf, Greenfield & Sacks


[57]

**CLAIM**

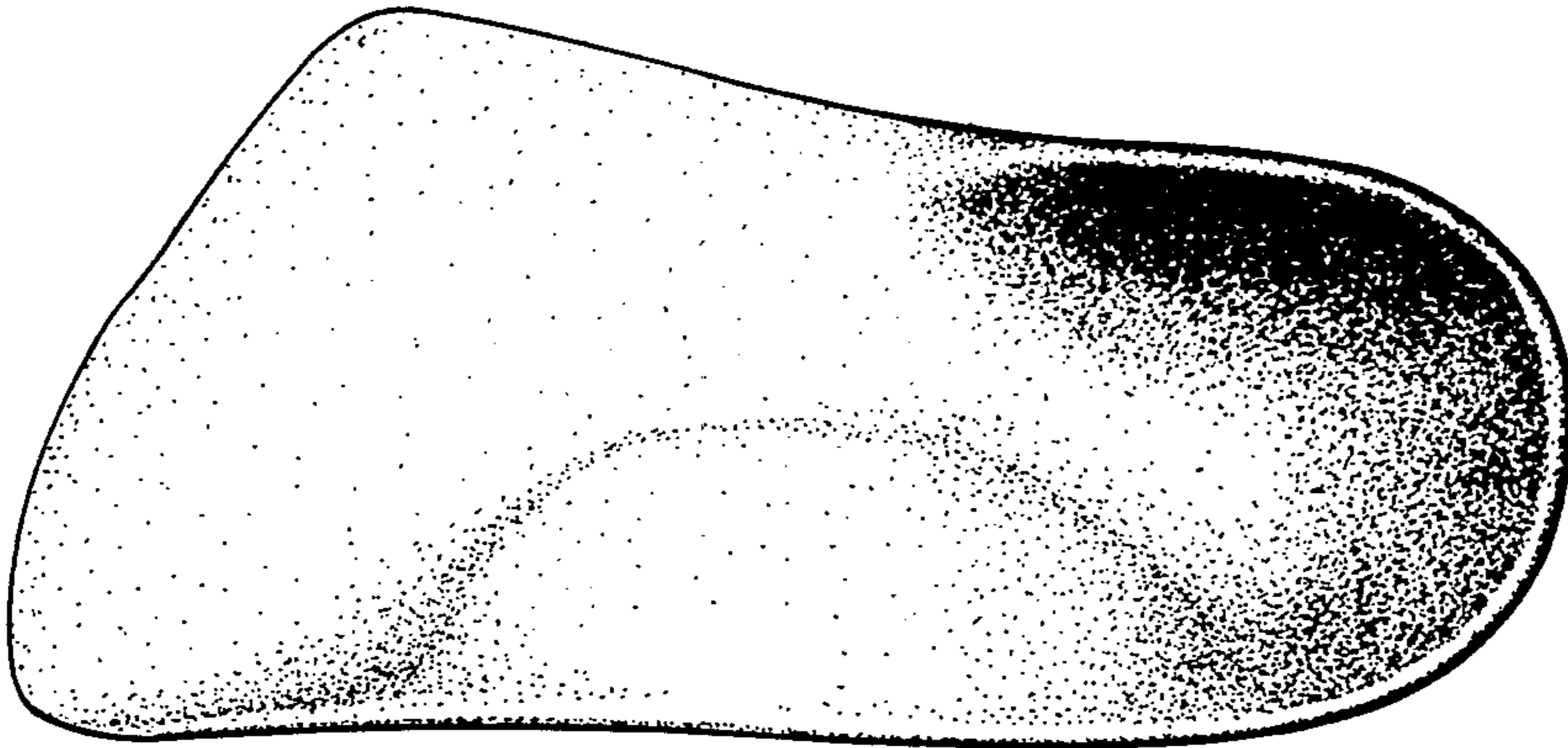
The ornamental design for a foot stabilizer innersole, as shown and described.

**DESCRIPTION**


FIG. 1 is a top plan view of a contoured foot stabilizer innersole showing our new design;  
FIG. 2 is a right side elevational view thereof;  
FIG. 3 is a left side elevational view thereof;  
FIG. 4 is a front elevational view thereof;  
FIG. 5 is a rear elevational view thereof;  
FIG. 6 is a bottom plan view thereof.




*Fig. 1*



*Fig. 2*



*Fig. 3*



*Fig. 4*



*Fig. 5*



*Fig. 6*

