

[54] INDICATOR FOR CAMERA

4,134,660 1/1979 Sakurada et al. 354/289

[75] Inventor: **Kazuaki Takata**, Hachioji, Japan

FOREIGN PATENT DOCUMENTS

[73] Assignee: **Olympus Optical Company Ltd.**,
Tokyo, Japan

2904944 8/1979 Fed. Rep. of Germany 354/202

[**] Term: **14 Years**

Primary Examiner—Catherine E. Kemper
Attorney, Agent, or Firm—Weinstein & Sutton

[21] Appl. No.: **974,320**

[57] CLAIM

[22] Filed: **Dec. 29, 1978**

The ornamental design for an indicator for camera, as shown and described.

[30] Foreign Application Priority Data

DESCRIPTION

Jul. 6, 1978 [JP] Japan 5328496

FIG. 1 is a perspective view of an indicator for camera showing my new design;

[51] Int. Cl. **D16—01**

FIG. 2 is an enlarged top view thereof;

[52] U.S. Cl. **D16/10**

FIG. 3 is an enlarged bottom view thereof;

[58] Field of Search D16/10; 354/202, 288,
354/289, 152, 267, 60 L

FIG. 4 is an enlarged front view thereof;

FIG. 5 is an enlarged back view thereof;

[56] References Cited

U.S. PATENT DOCUMENTS

4,114,173 9/1978 Tezuka et al. 354/289 X

4,114,176 9/1978 Kawasaki 354/289

FIG. 6 is an enlarged left side view thereof; and

FIG. 7 is an enlarged right side view thereof.

The broken line disclosure of a camera body in FIG. 1 is for illustrative purposes only and forms no part of the claimed design.

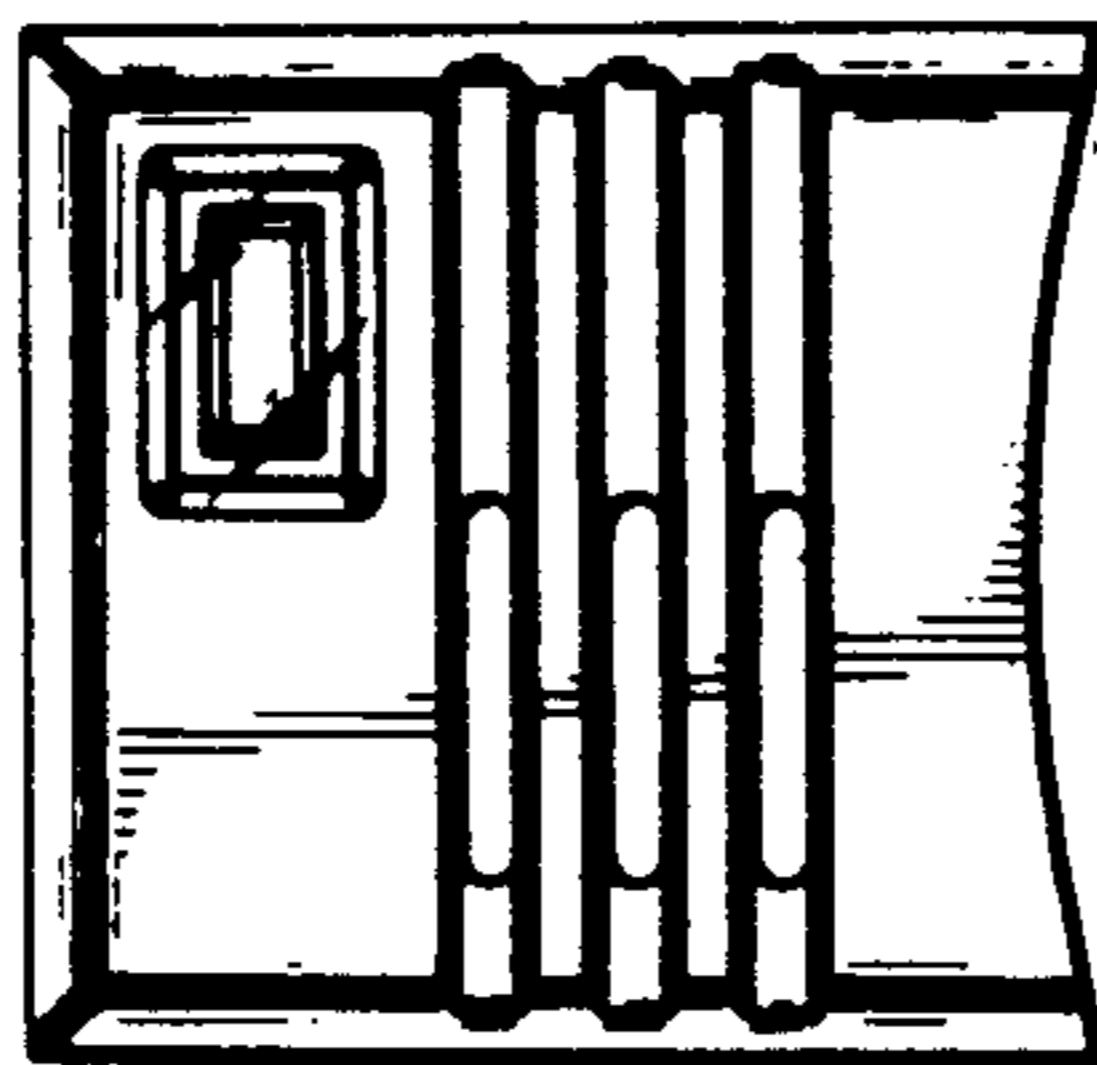


FIG. 1

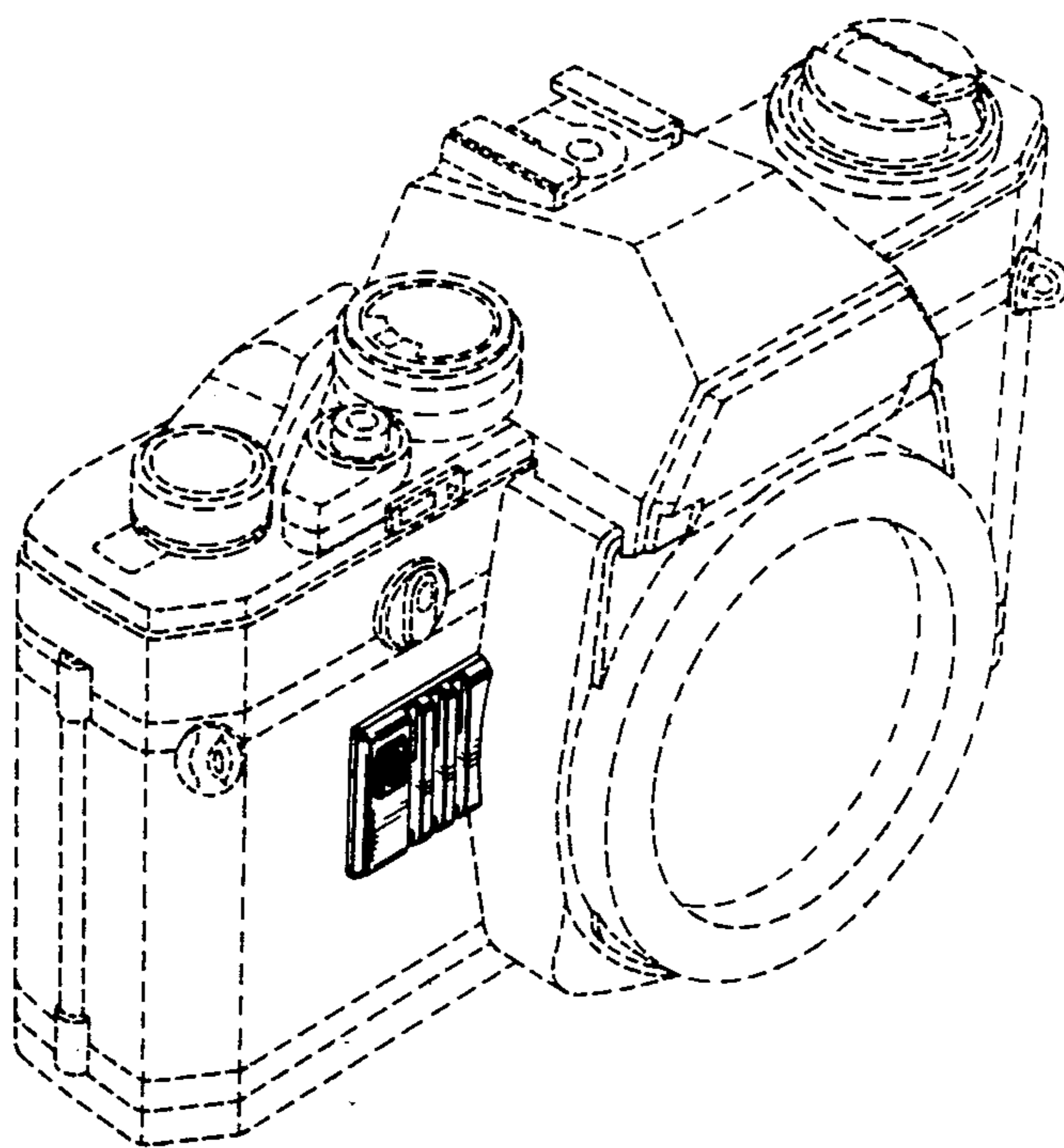


FIG. 2



FIG. 3



FIG. 4

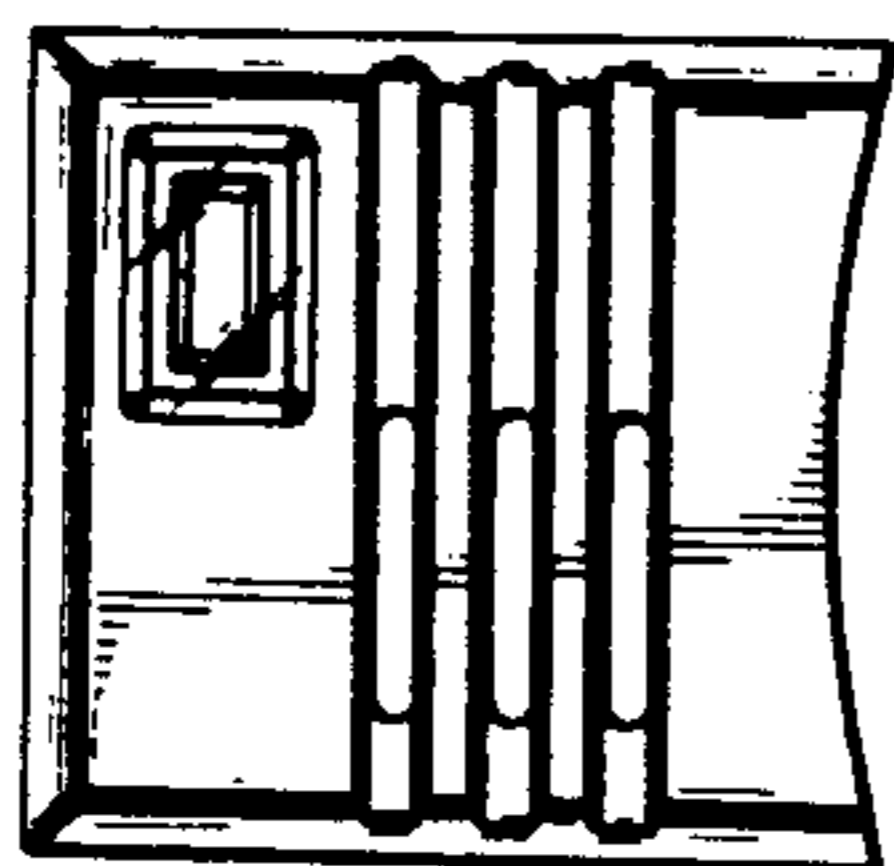


FIG. 5

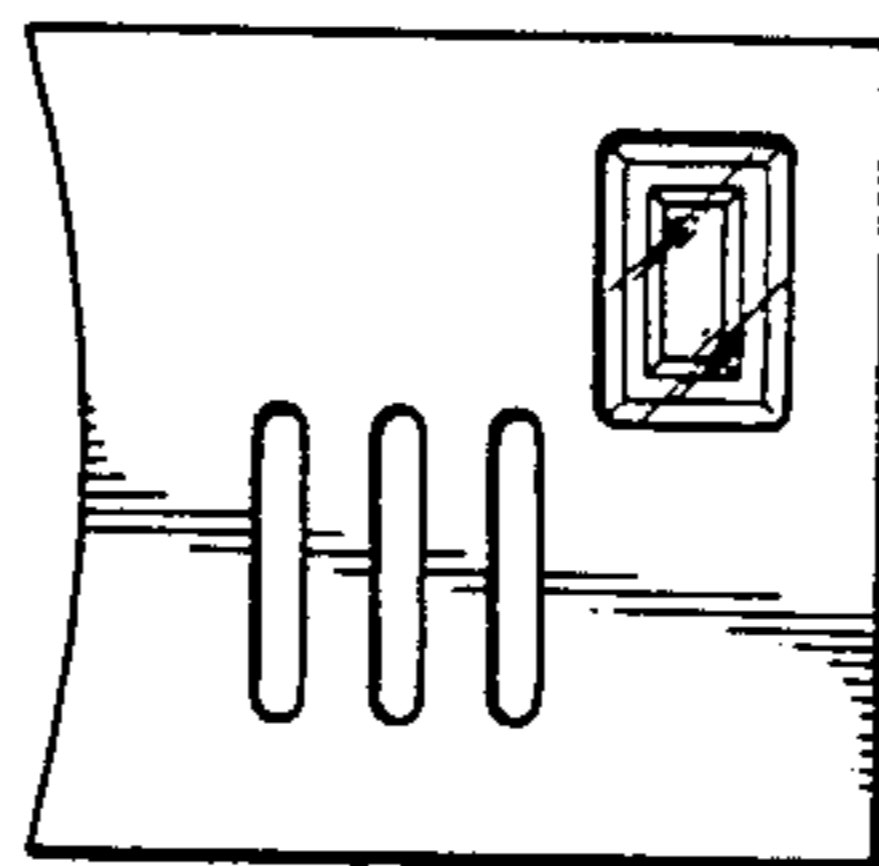


FIG. 6



FIG. 7

