

[54] VEHICLE BUMPER

[75] Inventor: Carl V. Norris, Fallon, Nev.

[73] Assignee: Metalfab Industries, Inc., Oklahoma City, Okla.

[**] Term: 14 Years

[21] Appl. No.: 34,363

[22] Filed: Apr. 30, 1979

[51] Int. Cl. D12-16

[52] U.S. Cl. D12/169

[58] Field of Search D12/169; 293/102

[56] References Cited

U.S. PATENT DOCUMENTS

- D. 238,773 2/1976 Cline D12/169
- D. 245,774 9/1977 Norris D12/169

Primary Examiner—James M. Gandy

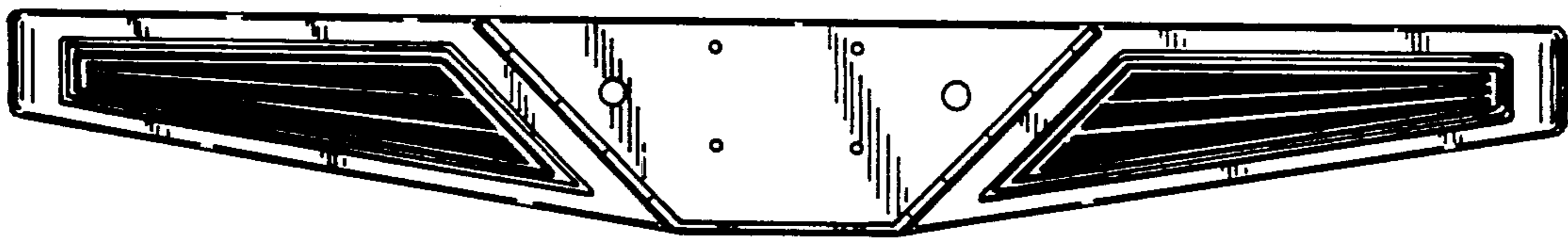
Attorney, Agent, or Firm—Dunlap, Coddling & McCarthy

[57] CLAIM

The ornamental design for a vehicle bumper, as shown and described.

DESCRIPTION

FIG. 1 is a front elevational view of a vehicle bumper showing a first embodiment of my new design; FIG. 2 is a top plan view of FIG. 1; FIG. 3 is a rear elevational view of FIG. 1; FIG. 4 is a bottom plan view of FIG. 1; FIG. 5 is an elevational view of one end of FIG. 1, the opposite end being a mirror image thereof; FIG. 6 is a front elevational view of a vehicle bumper showing a second embodiment of my new design; FIG. 7 is a top plan view of FIG. 6; FIG. 8 is a rear elevational view of FIG. 6; FIG. 9 is a bottom plan view of FIG. 6; and FIG. 10 is an elevational view of one end of FIG. 6, the opposite end being a mirror image thereof.



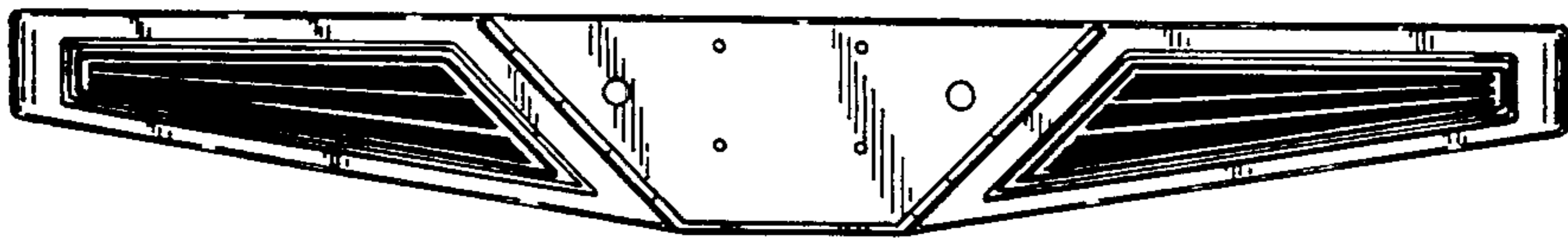


FIG. 1

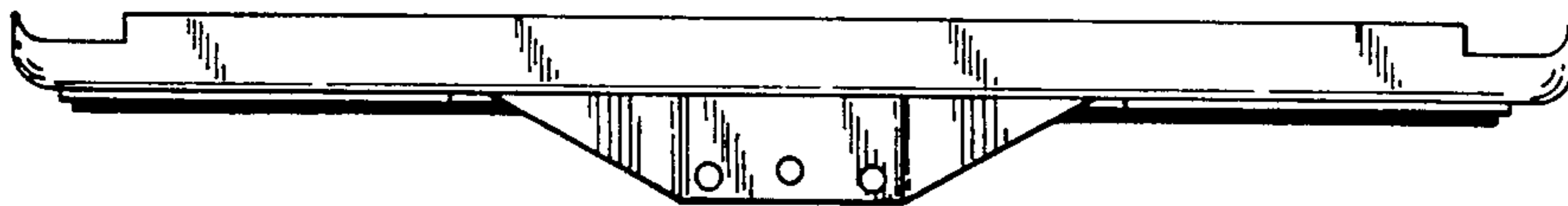


FIG. 2

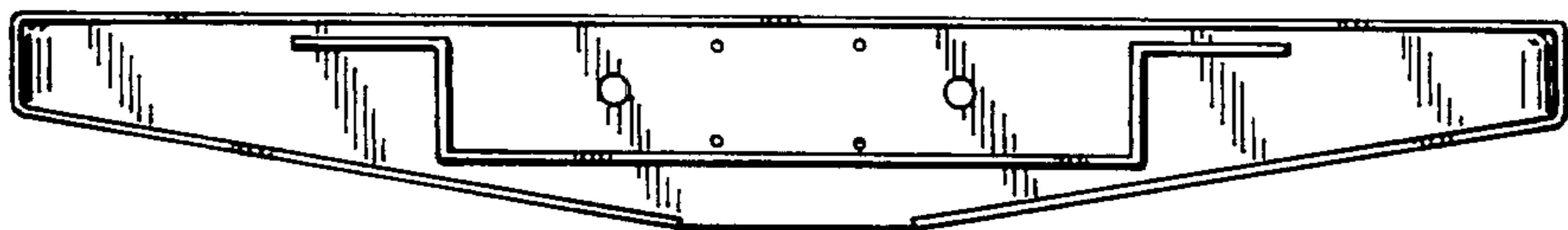


FIG. 3

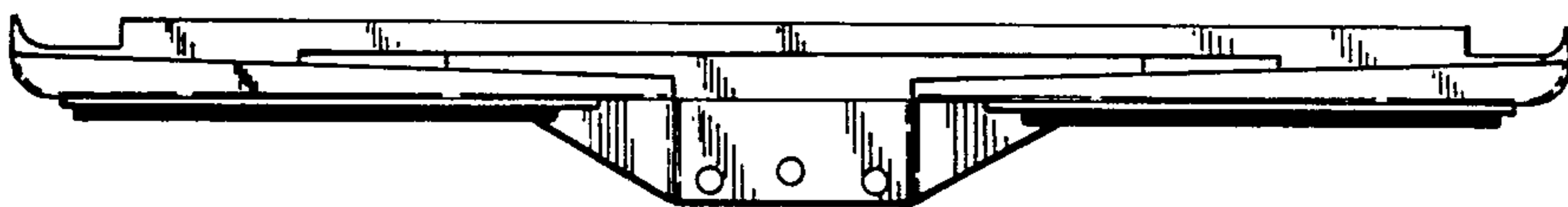


FIG. 4

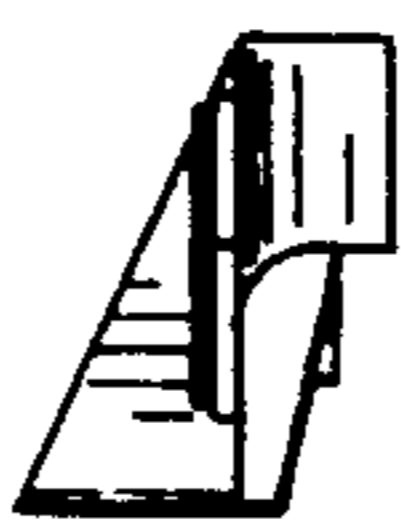


FIG. 5

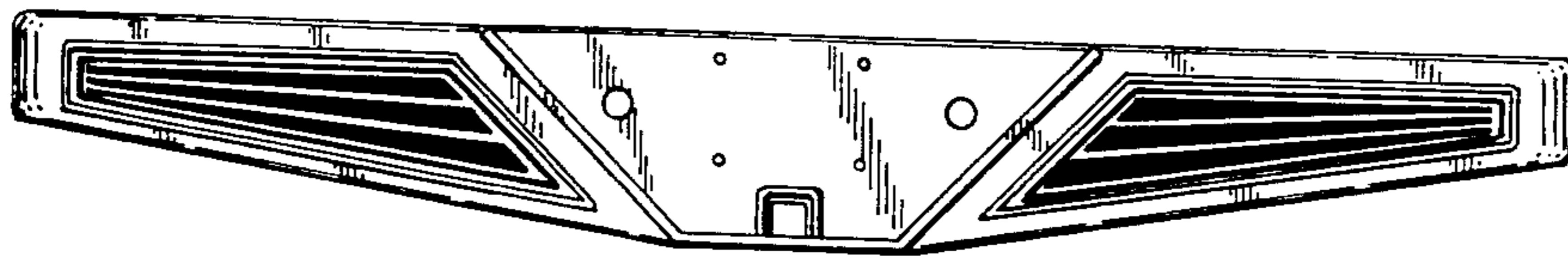


FIG. 6

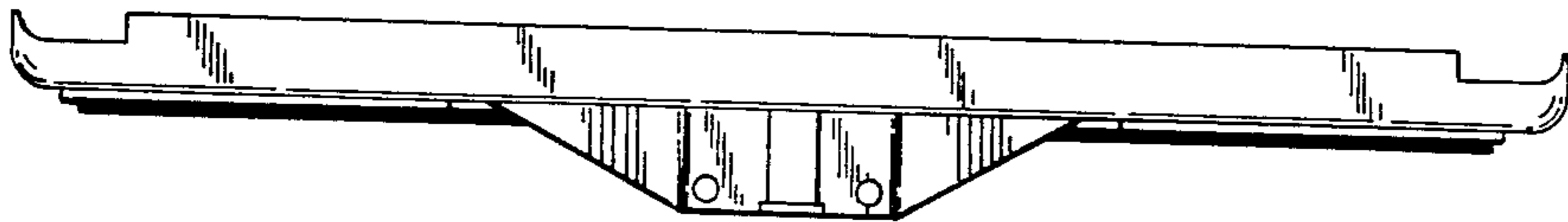


FIG. 7

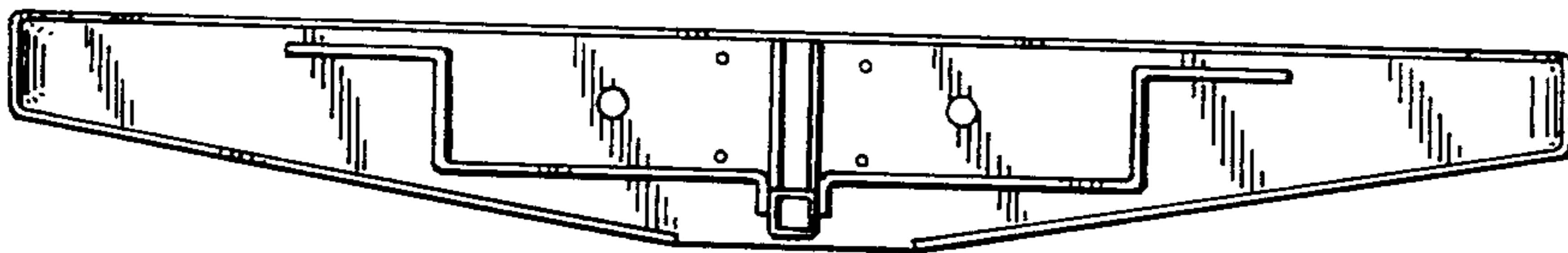


FIG. 8

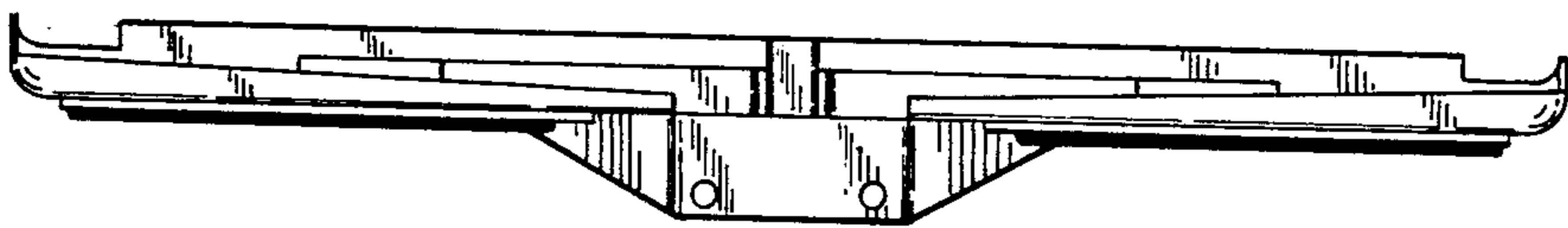


FIG. 9



FIG. 10