

[54] PEN RING

[76] Inventor: Genaro Texidor, 522 W. 136th St., New York, N.Y. 10031

[**] Term: 14 Years

[21] Appl. No.: 47,487

[22] Filed: Jun. 11, 1979

[51] Int. Cl. D11-01

[52] U.S. Cl. D11/2; D11/35; D19/36

[58] Field of Search D11/1, 2, 26, 28, 29, D11/30, 35; D19/36; 63/1 R-2, 15-15.8; 401/6-8

[56] References Cited

U.S. PATENT DOCUMENTS

D. 174,821	5/1955	Laudani	D19/36
1,172,809	2/1916	Leno	63/15 X
3,666,372	5/1972	Lipkowski	401/8

FOREIGN PATENT DOCUMENTS

458121	8/1968	Switzerland	401/8
--------	--------	-------------	-------	-------

OTHER PUBLICATIONS

Premium Practice, 1/1951, p. 104—Novelty Ring at bottom left.

Primary Examiner—Louis S. Zarfaz
Attorney, Agent, or Firm—J. David Dainow

[57] CLAIM

The ornamental design for a pen ring, substantially as shown and described.

DESCRIPTION

FIG. 1 is a top plan view of a pen ring showing my new design with the cap removed;
 FIG. 2 is a front elevational view thereof;
 FIG. 3 is a right side elevational view thereof;
 FIG. 4 is a rear elevational view thereof;
 FIG. 5 is a bottom plan view thereof;
 FIG. 6 is a left side elevational view with the cap in place;
 FIG. 7 is a right side elevational view of the capless ring in extended condition;
 FIG. 8 is a rear end view of the cap alone; and
 FIG. 9 is a front end view thereof.

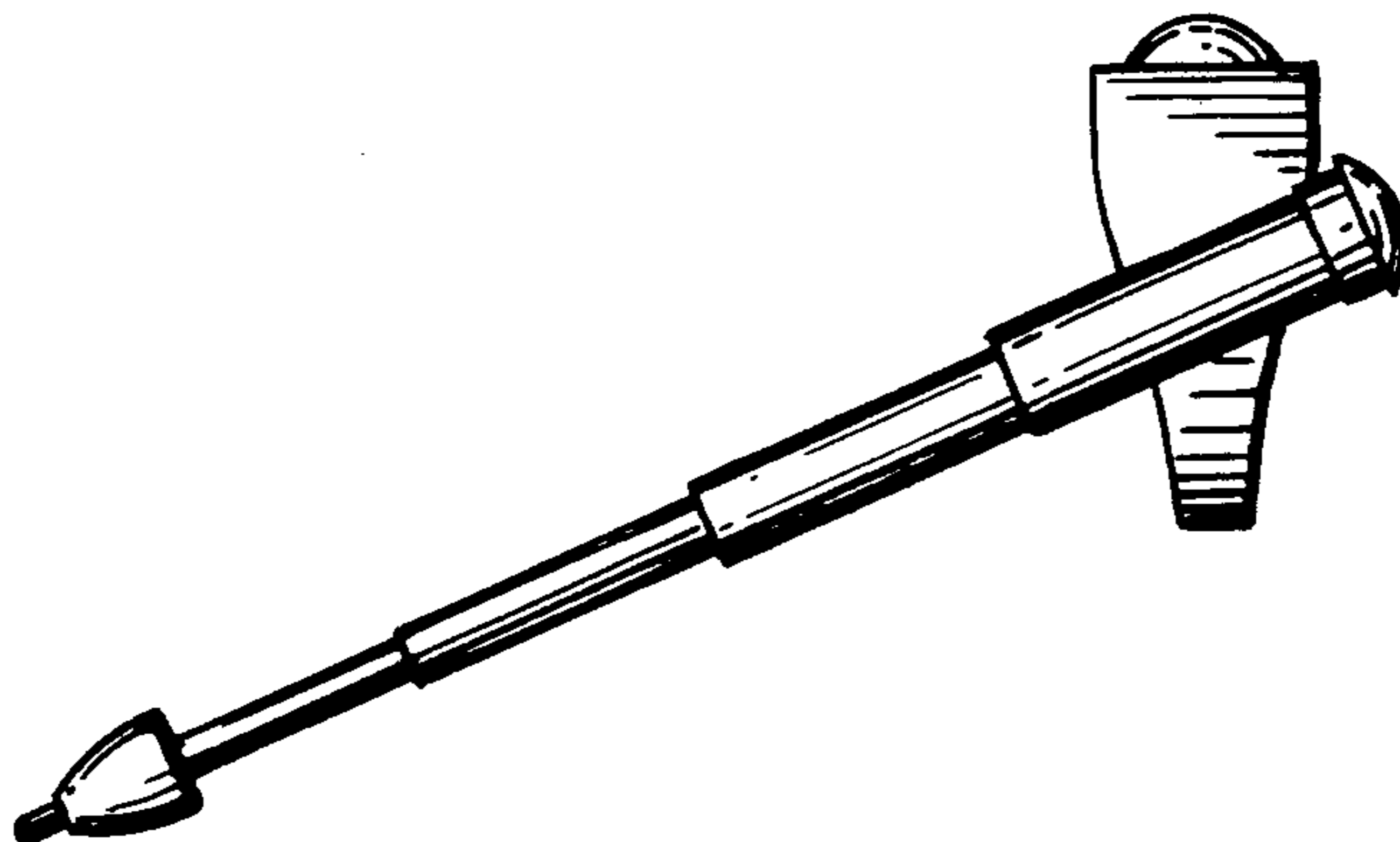



FIG. 1




FIG. 2




FIG. 3




FIG. 4

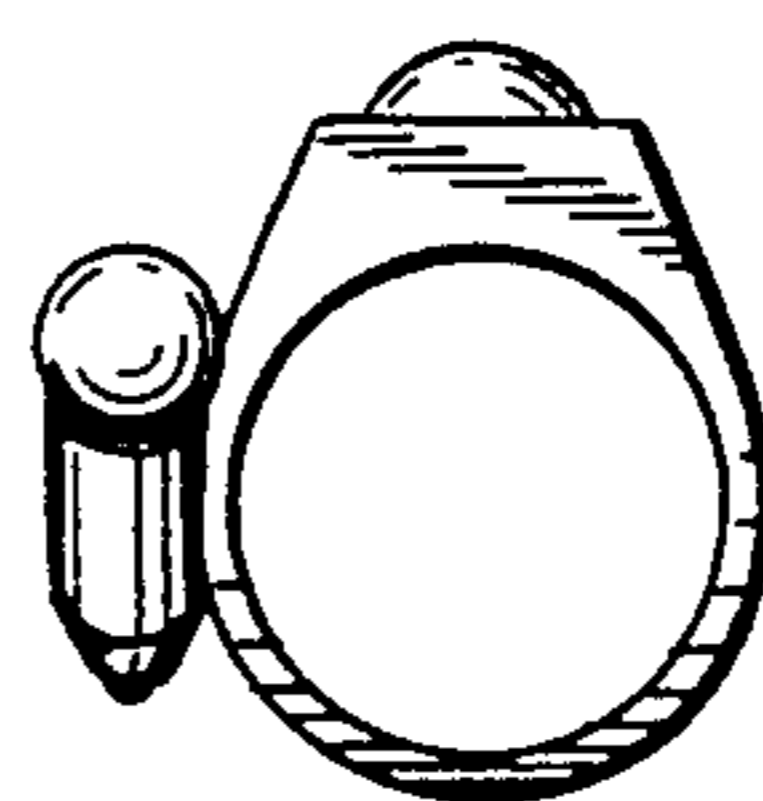


FIG. 5




FIG. 6




FIG. 7

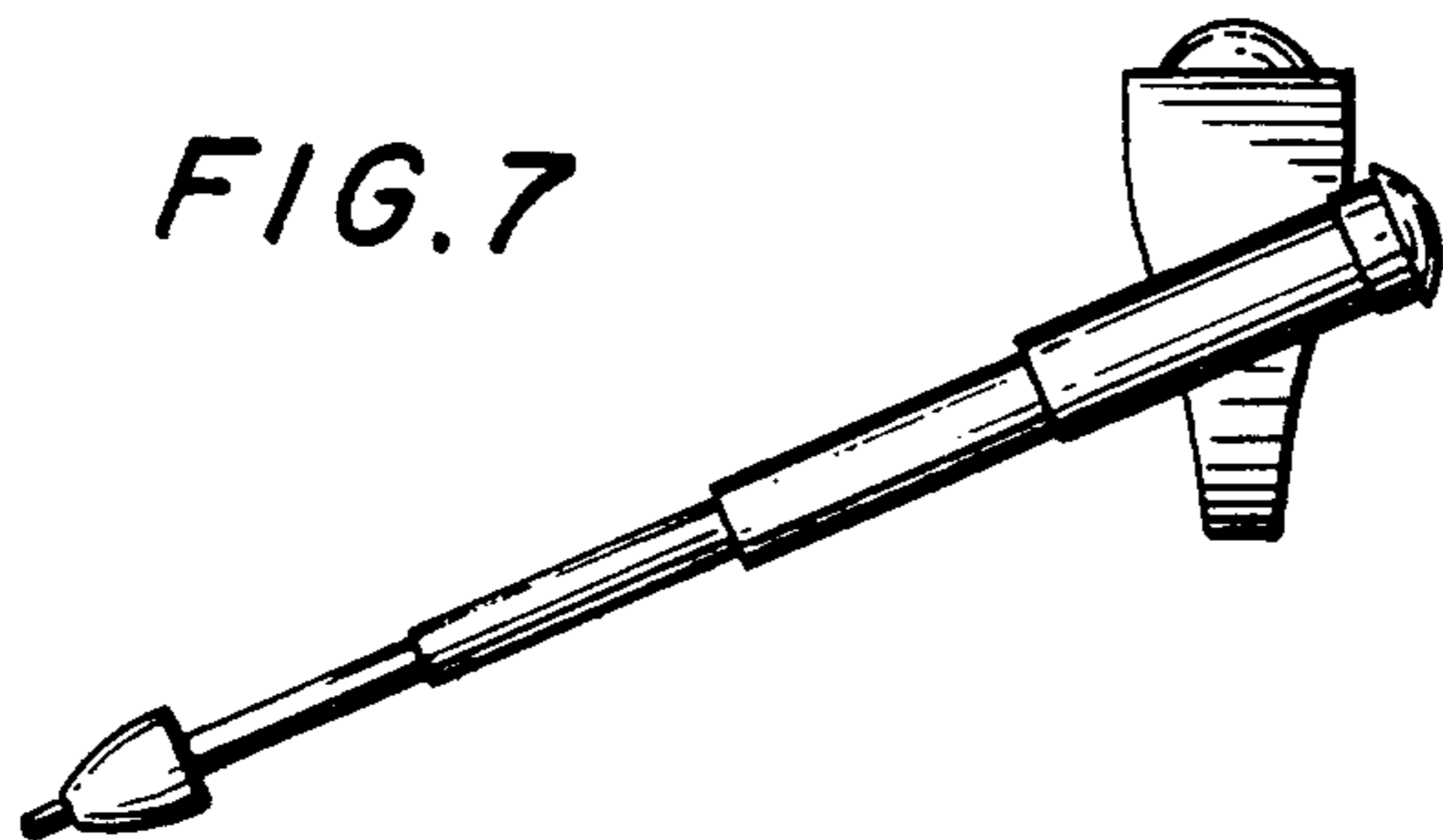


FIG. 8



FIG. 9

